WASATCH FRONT REGIONAL COUNCIL

Dawn Ramsey, Chair
Mayor, South Jordan

Bob Stevenson, Vice Chair
Commissioner, Davis County

Dirk Burton
Mayor, West Jordan

Robert Dandoy
Mayor, Roy

Gage Froerer
Commissioner, Weber County

Jim Harvey
Commissioner, Weber County

Erin Mendenhall
Mayor, Salt Lake City

Ben Nadolski
Mayor, Ogden

Mike Newton
Commissioner, Morgan County

Kristie Overson
Mayor, Taylorsville

Lee Perry
Commissioner, Box Elder County

Joy Petro
Mayor, Layton

Mark Shepherd
Mayor, Clearfield

Jeff Silvestrini
Mayor, Millcreek

Brandon Stanger
Mayor, Clinton

Scott Wardle
Councilmember, Tooele County

Jenny Wilson
Mayor, Salt Lake County

Aimee Winder Newton
Councilmember, Salt Lake County

Monica Zoltanski
Mayor, Sandy

Senator Wayne Harper
Utah State Senate

Representative Ariel Defay
Utah House of Representatives

Carlton Christensen
Utah Transit Authority

Carlos Braceras
Utah Department of Transportation

Troy Walker
Utah League of Cities and Towns

Lorene Kamalu
Utah Association of Counties

Ari Bruening
Envision Utah

Laura Hanson
State Planning Coordinator

Andrew Gruber
WFRC Executive Director

Wasatch Front Regional Council
AGENDA
March 27, 2025

The Wasatch Front Regional Council will meet on **Thursday, DATE at 1:30pm** at the WFRC offices 41 N Rio Grande Street, Salt Lake City, Utah, and via zoom. Click here to join the webinar. **Webinar ID**: 817 4629 6888, **One Tap Mobile**: +16694449171,,81746296888#

The agenda, with approximate times, will be as follows:

1. **Introductions and Consent Agenda (1:30-1:35)**
   a. **ACTION**: Minutes of the WFRC meeting held Jan 23, 2025 and financial statements for December 2024 and January 2025 and current financial report

2. **Chair Report (1:35-2:00)**
   a. 2025 Utah Legislative Session overview
   b. Federal transportation reauthorization principles

3. **Public Comment (2:00-2:05)**

4. **Transportation Coordinating Committee (Trans Com) (2:05-2:30)**
   a. Report: Board modification 2025-2030 Transportation Improvement Program (TIP)
   b. **ACTION:** Board modifications to 2025-2030 TIP
   c. Report on obligations of federal transportation funds during FY24
   d. Adjustments to TIP Amendment Process

5. **Regional Growth Committee (RGC) (2:30-2:55)**
   a. Transportation and Land Use Connection (TLC) Program 2025 awarded projects
   b. **ACTION:** Station Area Plan certification: Sandy City

6. **WFRC Budget Committee (2:55-3:10)**
   a. **ACTION:** Release the draft FY26 WFRC Goals, Budget and Unified Planning Work Program (UPWP) for public comment
   b. **ACTION**: Updates to the Administrative and Accounting Policy and the Personnel Policy

7. **Reports (3:10-3:30)**
   a. Active Transportation Committee (ATC) update
   b. Wasatch Front Economic Development District (WFEDD) update
   c. Community Development Block Grant (CDBG) 2025 awarded projects
   d. Executive Director's report

8. **Other Business and Adjournment (3:30)**
   Next meeting: Thursday, May 22, 2025

Upcoming Meetings and Events:

- *WFRC Active Transportation Committee (ATC) meeting - April 8, 9:15am*
- *WFRC Transportation Coordinating Committee (Trans Com) meeting - April 24, 1:30pm*
- *ULCT Mid-year Conference - April 16-18, St. George, UT*
- *UAC Management Conference - April 30-May 2, St. George, UT*

Informational materials can be located on WFRC's website at www.wfrc.org.

Wasatch Front Regional Council is an Equal Opportunity organization. Public participation is solicited without regard to age, sex, disability, race, color or national origin. Auxiliary aids or translation services are available upon request by contacting WFRC's Title VI Administrator. Call 801-363-4250 (hearing impaired individuals may use Relay Utah by dialing 711) or email apearson@wfrc.org at least 72 hours in advance.

Wasatch Front Regional Council is holding public meetings in-person in its office, with a virtual option. Interested attendees are encouraged to visit www.wfrc.org/committees for more information.

Wasatch Front Regional Council es una organización de Oportunidad Igual. Se solicita la participación del público, sin importar la edád, el sexo, la discapacidad, la raza, colór o nacionalidad. Personas que requieren servicios de traducción deben contactar al Administrador de Título VI de WFRC por teléfono a 801-363-4250 (personas con discapacidad auditiva pueden llamar a Spanish Relay Utah - 1-888-346-3162) o por correo electrónico apearson@wfrc.org, por lo menos 72 horas antes de la reunión.

Wasatch Front Regional Council está teniendo las reuniones publicas en persona en la oficina, con la opcion de atender virtualmente. Personas interesadas en atender pueden visitar www.wfrc.org/committees para obtender mas informacion.

WASATCH FRONT REGIONAL COUNCIL

DRAFT

MINUTES
Wasatch Front Regional Council
January 23, 2025

WFRC Council meeting was held at WFRC Offices, 41 N Rio Grande Street, Salt Lake City and via Zoom, on Thursday, January 23, 2025.

1. **Welcome & Consent Agenda [00:00:06]**

a. At 1:30pm, WFRC Council Chair, Mayor Dawn Ramsey, welcomed the Wasatch Front Regional Council members and guests. Chair Ramsey stated that prior to beginning with items on the agenda, the Council would have the opportunity to hear from Congressman Blake Moore **[00:01:03]** and Senator John Curtis **[00:06:53]**, who each provided an update on the happenings in Washington DC with the new administration.
[00:18:05] Introductions were made around the table, and online. Members attending were asked to briefly introduce themselves.**[00:26:25] ACTION**: Mayor Ramsey brought attention to the first item on the agenda - the minutes of the October 24, 2024 meeting and Financial statements and check registers for September, October, and November 2024 and Budget/Expenditure Report to date. Mayor Tami Tran made a motion to approve all the documents as presented and Mayor Mark Shepherd seconded the motion. There was no discussion and the minutes and financial statements were approved unanimously.

2. **Chair Report [00:27:12]**

a. ACTION: Appointments to WFRC Council and Committees
The WFRC Bylaws require that a Chair and Vice Chair be elected bi-annually at the first regular meeting in odd number years. At the October 2024 WFRC meeting, Council Chair Mayor Ramsey appointed a six-member Nominating Committee to propose a slate of officers for consideration. **[00:28:07]** Mayor Ramsey turned the time to the Nominating Committee Chair, Mayor Jeff Silvestrini, who stated that the Nominating Committee met in December 2024 and now presents recommendations for the following: South Jordan City Mayor Dawn Ramsey to remain as Council Chair and Commissioner Bob Stevenson to remain as Council Vice Chair for 2025-2026, as well as keeping the same leadership for the remaining committees.This will provide continuity and continue the strong and effective support structure that has been reflected for the past two years. **[00:31:56]** Mayor Ramsey and Commissioner Stevenson were willing to accept the Chair and Vice Chair roles for an additional term. **[00:32:20] ACTION:** A motion was made to accept the appointments of Council Chair and Vice Chair, Committee Chairs and Vice Chairs, appointed committee members, and endorse appointments made by the COGs and other entities, as presented, by Mayor Jeff Silvestrini and was seconded by Mayor Joy Petro. **[00:32:40]** Andrew Gruber, WFRC Executive Director, reminded the group that the Chair makes recommendations for some of the representatives to committees, and therefore recommends the 2025 committee memberships are accepted as noted in the meeting materials for the Regional Growth Committee (RGC), Transportation Coordinating Committee (Trans Com), WFRC Budget Committee, Active Transportation Committee (ATC), and Joint Policy Advisory Committee (JPAC). Appointments to Council and the other Committees have also been made by the County Councils of Governments (COGs) and other appointing authorities that partner with WFRC. **[00:34:40]** Voting in the affirmative was unanimous. Updated WFRC Council and Committee membership lists were distributed at the meeting and will be posted on WFRC's website. **[00:36:35]** Mayor Ramsey recognized the outgoing members of the Council: now Senator Cal Musselman, and Holladay Mayor Rob Dahle. Mayor Ramsey also gave a few moments to new Council members, Mayor Monica Zoltanski and Representative Ariel Defay, to introduce themselves.

b. ACTION: State Legislative Session and Congressional preview [00:40:21]
Mayor Ramsey introduced Miranda Jones Cox, WFRC Government Affairs Manager, who briefed the Council on several pertinent bills, focusing on key transportation, housing, and growth items, that are being tracked during this Legislative Session.**[01:04:37] ACTION:** Mayor Ramsey entertained a motion to endorse the recommended positions as discussed. Commissioner Jim Harvey made the motion and Commissioner Bob Stevenson seconded. The position approvals were accepted unanimously.

3. **Public Comment [01:05:25]**

Mayor Ramsey opened the meeting for public comment. There were no comments.

4. **Transportation Coordinating Committee (Trans Com) [01:06:36]**

Mayor Ramsey turned the time to Mayor Mark Shepherd, Trans Com Chair. Mayor Shepherd called on Ben Wuthrich, WFRC Transportation Improvement Program Coordinator, to provide the Trans Com information.

a. Board Modifications to 2025-2030 Transportation Improvement Program (TIP)

Mr. Wuthrich noted that since the last meeting of the Council, WFRC staff received requests to modify the current 2025-2030 Transportation Improvement Program (TIP). The modification required action from Trans Com (since WFRC was not meeting) and the Utah Transportation Commission, but did not require a new air quality conformity analysis or a 30-day public comment period. The modifications are included in the meeting materials, and Mr. Wuthrich stated that if there were any questions, he would be available to answer them.

b. ACTION: Board Modifications to 2025-2030 TIP [01:08:47]

Mr. Wuthrich continued, reporting that WFRC staff has again received several requests to modify the current 2025-2030 TIP and he briefly discussed each project on the list, also included in the meeting materials. **[01:17:39] ACTION:** Mayor Mark Shepherd made a motion to approve the resolution to modify the 2025-2030 TIP as requested. Mayor Monica Zoltanski seconded the motion and the voting was unanimous in the affirmative.

5. **Regional Growth Committee (RGC) [01:18:38]**

Mayor Ramsey requested that Mayor Bob Dandoy, RGC Chair, provide a report for the Regional Growth Committee.

a. Station Area Plan Certification - South Jordan TRAX stations

Mayor Dandoy asked Meg Padjen, Community and Economic Development Director at WFRC, to provide an overview of the Station Area Planning goals and requirements. Ms. Padjen then introduced the South Jordan TRAX Station Area Plan, which includes four stations: the South Jordan portion of 5600 W Old Bingham Hwy, South Jordan Parkway, South Jordan Central, and Daybreak Parkway. Mayor Ramsey and Steven Schaefermeyer, South Jordan City Planning Director, discussed the significance for South Jordan City and Daybreak residents. **ACTION [01:38:43]:** Mayor Brandon Stanger of Clinton City made a motion to certify the South Jordan TRAX Station Area Plans. Commissioner Mike Newton seconded the motion. There was no discussion, and the motion passed unanimously.

b. Wasatch Choice Vision status update [01:41:45]

Mayor Dandoy then turned the time to Jory Johner, Long Range Planning Director at WFRC, who reviewed the progress of the Wasatch Choice Vision. Mr. Johner outlined the steps to develop the preferred scenario including how the input from the Fall 2024 Wasatch Choice Workshops is being addressed. The preferred scenario will be developed using an enhanced process designed to broadly explore transportation concepts. After this year and the development of the preferred scenario, the projects within the scenario will then be “phased” or prioritized - using a collaborative and rigorous process - prior to adoption of the Regional Transportation Plan by the WFRC Council, anticipated in 2027.

6. **Reports [01:59:02]**

a. Wasatch Front Economic Development District (WFEDD) update

Mayor Ramsey called on Commissioner Gage Froerer, Chair of WFEDD, to provide an update. Commissioner Froerer reported that Spencer Eccles, Chair of *Utah Rising*, the newly launched, statewide, business-led plan for Utah’s economy, gave a presentation on the focus of this project. Commissioner Froerer also stated that the WFEDD group is continuing to work on implementing tasks included in the current Comprehensive Economic Development Strategy (CEDS)**.**

b. Executive Director’s report [02:01:48]

Mayor Ramsey turned the time to Andrew Gruber, WFRC Executive Director, for his report. Mr. Gruber briefly mentioned that WFRC was selected for two of the three federal grant applications for which we applied. Mr. Gruber also acknowledged the exemplary service of two WFRC employees - Jory Johner with 25 years of service and Ben Wuthrich, for 30 years of service.

7. **Video: Overview of the Utah Open and Public Meeting Act [02:06:00]**

Mayor Ramsey explained that, as part of WFRC’s compliance and annual training requirements, a video on the Utah Public and Open Meetings Act was sent in the initial meeting email, and thanked those who have already completed the training and asked that everyone else please do so to fulfill the board’s training requirements. She explained that the training video will also be sent in a follow-up email for those who have not yet completed it.

8. **Other Business and Adjournment [02:07:26]**

Mayor Ramsey asked if there were any other business items to bring forward. Hearing none, she stated that the next Council meeting will be held on Thursday, March 27 and adjourned the meeting at 3:37pm.

Wasatch Front Regional Council - January 23, 2025

2025 WFRC MEMBERS			Present	Others in attendance
BOX ELDER COUNTY				John Crofts, Davis Commissioner
Member -	Lee Perry, Commissioner	Box Elder County	No	Tami Tran, Kaysville Mayor
Alternate -	Dennis Bott, Mayor	Brigham City	No	Scott Wiggill, Sunset Mayor
DAVIS COUNTY MEMBERS				Dave Maughan, Syracuse Mayor
Member -	Joy Petro, Mayor	Layton	Yes	Mike Weichers, Ctnwd Hgts Mayor
Member -	Mark Shepherd, Mayor	Clearfield	Yes	Lorin Palmer, Herriman Mayor
Member -	Brandon Stanger, Mayor	Clinton	Yes	Dan Dugan, SL City Council
Member -	Bob Stevenson, Commissioner (Vice Chair)	Davis County	Yes	Karen Lang, West Valley Mayor
MORGAN COUNTY				Laurie Stringham, SL Co Council
Member -	Mike Newton, Commissioner	Morgan County	Yes	Sharon Bolos, Weber Commissioner
Alternate -	Raelene Blocker, Commissioner	Morgan County	Yes	Sheri Bingham, Hooper Mayor
SALT LAKE COUNTY MEMBERS				Jeff Acerson, UTA Trustee
Member -	Jenny Wilson, Mayor	Salt Lake County	No	Jared Hamner, Tooele Co Council
Member -	Erin Mendenhall, Mayor	Salt Lake City	No	Cheri Jackson, Terrah Anderson
Member -	Dawn Ramsey, Mayor (Chair)	South Jordan	Yes	Colby Oliverson, Wendy Thomas
Member -	Aimee Winder Newton, Councilmember	Salt Lake County	No	Doug Tolman, Alexander Johnson
Member -	Jeff Silvestrini, Mayor	Millcreek	Yes	Kevin Hicks, Forrest - guest
Member -	Monica Zoltanski, Mayor	Sandy	Yes	Lisa Roskelley, Jeff - guest
Member -	Dirk Burton, Mayor	West Jordan	Yes	Melanie Hall, Tooele Co - guest
Member -	Kristie Overson, Mayor	Taylorsville	Yes	Nathan Cherpeski, Jay Fox
TOOELE COUNTY				Peter Asplund, Chandler Beutler
Member -	Scott Wardle, Councilmember	Tooele County	Yes	Martin Jensen, Kimberly Bell
Alternate -	Debbie Winn, Mayor	Tooele City	Yes	Julianne Sabula, Val Potter
WEBER COUNTY MEMBERS				Steven Schaefermeyer
Member -	Gage Froerer, Commissioner	Weber County	Yes	Roger Borgenicht
Member -	Jim Harvey, Commissioner	Weber County	Yes	John Curtis, Blake Moore
Member -	Robert Dandoy, Mayor	Roy	Yes	WFRC Staff: Andrew Gruber,
Member -	Ben Nadolski, Mayor	Ogden	No	Jule Bjornstad, Lauren Victor,
UDOT & UTA				Sarah Lawless, Suzie Swim,
Member -	Carlos Braceras, Executive Director	UDOT	Yes	Tim Watkins, Johnnae Nardone,
Alternate -	Ben Huot, Deputy Director	UDOT	Yes	Miranda Jones Cox, Chris Day,
Member -	Carlton Christensen, Trustee	UTA	Yes	Hugh Van Wagenen, Matt Ryan,
Alternate -	Beth Holbrook, Trustee	UTA	Yes	Christy Dahlberg, Marcia White,
NON-VOTING MEMBERS / WFRC APPOINTMENTS FROM OTHER ORGANIZATIONS				Meg Padjen, Bert Granberg,
Member -	Lorene Kamalu, Davis Co Commissioner	Utah Association of Counties	Yes	Wayne Bennion, Ben Wuthrich,
Member -	Troy Walker, Draper City Mayor	Utah League of Cities and Towns		Jory Johner, Chad Worthen,
Member -	Ari Bruening, Executive Director	Envision Utah	Yes	Marian Florence, Kevrine Wells,
Member -	Senator Wayne Harper	Utah State Senate		Jordon Chandler,
Member -	Representative Ariel Defay	Utah State House of Representatives	Yes	Rosie Hernandez,
Member -	Laura Hanson, UT State Planning Director	GOPB	Yes	Andrea Pearson

A recording of this meeting, as well as meeting packet materials, may be found on the WFRC website at www.wfrc.org

WASATCH FRONT
REGIONAL COUNCIL

MEMO:
FY25 Notes to the Council Budget Reports

February 2025

The Council Budget report reflects the period of July 1, 2024 - January 31, 2025, which represents 58% of the fiscal year. Overall, 37% of the total amount budgeted for the year has been expended through the end of January. The relevant budget column in this report is the revised budget adopted by the Council in October 2024.

The information contained in this report shows expenditures by categories as line-items, and allows the Council and staff to analyze progress and address any areas of concern. It is not unusual for some variation in percentage of budget used, specifically for those expenses such as audit fees, software licenses, dues and insurance, which are primarily paid near the beginning of each fiscal year. When WFRC and its partners initiate new joint projects midway through the fiscal year, the revenue lines reflect additional partner payments.

The Council Budget by Program report shows expenditures by program, and reflects anticipated progress through the fiscal year. One program is close to completion for FY25: the Mixed Use Centers project is wrapping up with final invoices in the next few months. Variances in the rate of expenditure by program are considered normal and include some programs that are expected to carry forward into the next fiscal year.

Wasatch Front Regional Council

Council Budget
07/01/2024 to 01/31/2025
58.33% of the fiscal year has expired

	2024 Actual	2025 Original Budget	2025 Revised Budget	2025 Actual	% Earned/Used
Sources					
Federal Sources					
Federal Highway Administration - PL	2,208,351	3,500,907	3,406,904	353,362	10.37%
Federal Highway Administration - STP	3,334,405	2,509,346	4,076,937	2,006,985	49.23%
Federal Highway Administration - SS4A	771,897	0.00	0.00	0.00	0.00%
Federal Transit Administration	884,024	886,435	980,438	975,438	99.49%
Dept. of Housing and Urban Development	50,000	50,000	50,000	0.00	0.00%
Economic Development Administration	134,446	62,500	62,500	26,091	41.75%
Total Federal Sources	**7,383,124**	**7,009,188**	**8,576,780**	**3,361,876**	**39.20%**
State Sources					
Utah GOPB - CPG Match	290,000	290,000	290,000	261,000	90.00%
Community Impact Board	2,000	2,000	2,000	0.00	0.00%
UDOT - TLC	264,932	315,000	655,872	655,872	100.00%
UDOT - Joint Projects	96,191	0.00	157,836	83,846	53.12%
UDOT - Model Development	100,000	100,000	105,000	78,750	75.00%
UDOT - Safe Streets	30,000	0.00	0.00	0.00	0.00%
UDOT - HTS	112,840	0.00	0.00	0.00	0.00%
UDOT - Power District Transportation Study	0.00	500,000	500,000	250,000	50.00%
UT/GOEO - Station Area Plans	502,915	1,823,359	2,805,445	1,447,592	51.60%
Utah GOMB - Local Govt Administrator	83,343	150,000	216,657	201,657	93.08%
UT Dept of Commerce	16,503	100,000	124,002	74,884	60.39%
Total State Sources	**1,498,723**	**3,280,359**	**4,856,812**	**3,053,601**	**62.87%**
Local Sources					
Dedicated Project Funds	1,439,292	661,000	1,306,912	1,376,936	105.36%
MAG - Joint Projects	160,583	50,000	120,440	79,827	66.28%
UTA - TLC	169,977	300,000	534,143	534,143	100.00%
UTA - Joint Projects	420,378	0.00	112,908	142,985	126.64%
UTA - Transit Sales Tax	165,553	220,359	230,000	302,453	131.50%
Local Contribution	350,971	370,132	370,132	370,132	100.00%
Total Local Sources	**2,706,754**	**1,601,491**	**2,674,536**	**2,806,476**	**104.93%**
Total Sources	**11,588,602**	**11,891,038**	**16,108,127**	**9,221,954**	**57.25%**
Expenditures					
Salaries/Employee Benefits	4,864,399	5,850,833	5,850,833	3,028,389	51.76%
Contractual	5,816,530	4,998,812	8,887,009	2,299,855	25.88%
Audit & Accounting	19,000	20,000	20,000	19,500	97.50%
Dues	24,234	30,000	30,000	12,742	42.47%
Equipment Maintenance	35,576	37,800	37,800	21,810	57.70%
Insurance	14,300	20,000	20,000	15,548	77.74%
Legal	2,183	20,000	20,000	0.00	0.00%
Printing & Publication	1,514	5,300	5,300	0.00	0.00%
Rent	458,667	480,530	480,530	266,709	55.50%
Supplies/Software/Subscriptions	170,996	165,150	207,203	112,969	54.52%
Telephone/Data	38,477	50,000	50,000	25,333	50.67%
Travel and Training	142,726	171,500	183,500	87,277	47.56%
Carryover	0.00	41,113	315,952	0.00	0.00%
Total Expenditures	**11,588,602**	**11,891,038**	**16,108,127**	**5,890,133**	**36.57%**

Wasatch Front Regional Council
Council Budget by Program
07/01/2024 to 01/31/2025
58.33% of the fiscal year has expired

	2024 Actual	2025 Original Budget	2025 Revised Budget	2025 Actual	% spent
Programs					
Consolidated Planning Grant (CPG)	4,779,871	6,220,828	6,223,643	2,890,004	46%
Transportation & Land Use Connection (TLC)	3,504,571	2,484,778	5,031,714	1,607,722	32%
Economic Development (WFEDD)	159,407	125,000	125,000	66,806	53%
Local Government Support	136,166	95,073	291,102	19,174	7%
Model Development	137,500	135,000	144,375	99,551	69%
Joint Projects	515,548	15,000	363,746	251,061	69%
Local Administrative Advisor	83,343	150,000	216,657	99,016	46%
Legislative Consulting	146,000	156,000	156,000	89,000	57%
CDBG - Tooele County	50,000	50,000	50,000	32,738	65%
Mobility Management	2,589	5,000	5,000	555	11%
Tooele Valley RPO	13,426	10,000	15,443	5,463	35%
Morgan RPO	8,327	9,000	9,000	6,986	78%
Community Impact Board	2,000	2,000	2,000	1,420	71%
Davis County Local Option Assistance	10,000	10,000	10,000	7,300	73%
Station Area Planning	512,915	1,823,359	2,840,445	477,261	17%
Mixed Use Centers: Visuals & Metrics	16,503	100,000	124,002	83,883	68%
Power District Transportation Study		500,000	500,000	152,194	30%
Total Programs	**10,078,164**	**11,891,038**	**16,108,127**	**5,890,133**	**37%**

Wasatch Front Regional Council
Standard Financial Report (by Object)
10 General Fund - 07/01/2024 to 01/31/2025
58.33% of the fiscal year has expired

	2024 Year-End Actual	2025 Year-to-Date Actual
Net Position		
Assets:		
Current Assets		
Cash and cash equivalents		
10100 Cash-in-Bank - Wells Fargo	1,001,458	0.00
10101 Cash-in-Bank - Zions Operating	0.00	(648)
10102 Cash-in-Bank - Zions Sweep	0.00	705,298
10200 PTIF 0533 Operations	2,386,448	3,844,305
10300 PTIF 8761 Building Fund	1,281,776	1,320,387
Total Cash and cash equivalents	**4,669,681**	**5,869,342**
Receivables		
12000 Accounts Receivable	1,975,667	557,219
Total Receivables	**1,975,667**	**557,219**
Other current assets		
13400 Prepaid Rent (Security Deposit)	23,438	23,438
13600 Prepaid Supplies/Services	8,182	0.00
15800 Suspense	1,395	0.00
Total Other current assets	**33,015**	**23,438**
Total Current Assets	**6,678,363**	**6,449,998**
Total Assets:	**6,678,363**	**6,449,998**
Liabilites and Fund Equity:		
Liabilities:		
Current liabilities		
20000 Accounts Payable	(795,577)	(309,530)
20110 P-Card: Andrea Pearson	(313)	(8,206)
20120 P-Card: Rosie Hernandez	(689)	(2,023)
20130 P-Card: Andrew Gruber	(836)	(687)
20140 P-card: Jordon Chandler	(2,244)	(5,151)
20190 P-Card Clearing	0.00	7,833
Total Current liabilities	**(799,659)**	**(317,765)**
Payroll liabilities		
20400 Accrued Payroll	(107,075)	(100,367)
20600 Payroll Liability Clearing	0.00	(101,731)
21000 Federal Tax W/H Payable	(38,892)	0.00
21200 State Tax W/H Payable	(8,917)	0.00
22000 PEHP Insurance W/H Payable	0.00	53,502
22300 Lincoln Life Insurance W/H Payable	0.00	692
22400 Flexible Spending Account W/H Payable	(582)	(175)
22500 HSA W/H Payable	(5,367)	0.00
23000 401(k) W/H Payable	(75,237)	0.00
23100 457(b) W/H Payable	(16,150)	0.00
23200 Roth IRA W/H Payable	(1,420)	0.00
23300 Loan Payment W/H Payable	(335)	0.00
Total Payroll liabilities	**(253,975)**	**(148,079)**
Deferred inflows		
29900 Unearned Revenue	(2,943,250)	(309,000)
Total Deferred inflows	**(2,943,250)**	**(309,000)**
Total Liabilities:	**(3,996,884)**	**(774,844)**
Fund Balance - Equity - Paid In/Contributed		
29100 Fund Balance - Special Projects	(1,399,703)	(4,393,379)
29101 Fund Balance - Building Fund	(1,281,776)	(1,281,776)
Total Fund Balance - Equity - Paid In/Contributed	**(2,681,479)**	**(5,675,154)**
Total Liabilites and Fund Equity:	**(6,678,363)**	**(6,449,998)**
Total Net Position	**0.00**	**0.00**

Wasatch Front Regional Council
Wells Fargo
Bank Reconciliation - 12/02/2024 to 01/01/2025

Bank Statement Balance:	**$318,988.05**
Calculated Book Balance:	**$318,988.05**
General Ledger Balance:	**$318,988.05**
Calculated Book Balance vs General Ledger Balance:	**$0.00**

Wasatch Front Regional Council
Wells Fargo
Bank Reconciliation - 12/02/2024 to 01/01/2025

Bank Statement Start Balance:	**$335,528.60**

Reconciled Checks & Withdrawals

Payee Name	Reference	Date	Amount
Internal Revenue Service	EFT.0115250926.38	11/29/2024	16,540.55

Reconciled Checks & Withdrawals Total:	**$16,540.55**
Bank Statement End Balance:	**$318,988.05**

Wasatch Front Regional Council
Zions Operating
Bank Reconciliation - 12/01/2024 to 12/31/2024

Bank Statement Balance:	**$0.00**

Outstanding Checks & Withdrawals

Payee Name	Reference	Paid Date	Void Date	Amount
Jones Cox, Miranda	X999	10/25/2024		0.00
Dahlberg, Christy	X999	12/27/2024		0.00
Jones Cox, Miranda	X999	12/27/2024		0.00
Pearson, Andrea	X999	12/27/2024		0.00

Outstanding Checks & Withdrawals Total:	**$0.00**
Calculated Book Balance:	**$0.00**
General Ledger Balance:	**$0.00**
Calculated Book Balance vs General Ledger Balance:	**$0.00**

Wasatch Front Regional Council
Zions Operating
Bank Reconciliation - 12/01/2024 to 12/31/2024

Bank Statement Start Balance: **$0.00**

Reconciled Deposits & Transfers

Type	Reference	Date	Amount
Transfer		12/02/2024	-72,300.02
Deposit		12/02/2024	75,000.00
Deposit		12/03/2024	4,518.15
Transfer		12/03/2024	5,500.44
Transfer		12/04/2024	-2,969.00
Deposit		12/04/2024	880.04
Transfer		12/05/2024	-2,429.19
Transfer		12/06/2024	503,519.96
Transfer		12/09/2024	473.55
Transfer		12/11/2024	-683,806.33
Deposit		12/11/2024	589.18
Deposit		12/11/2024	10,769.50
Transfer		12/11/2024	200,000.00
Deposit		12/11/2024	565,612.51
Transfer		12/12/2024	-265.13
Deposit		12/13/2024	3,000.79
Transfer		12/13/2024	33,785.07
Deposit		12/13/2024	74,884.27
Transfer		12/16/2024	-28,683.44
Transfer		12/17/2024	-200,000.00
Transfer		12/17/2024	200,000.00
Transfer		12/23/2024	247.28
Transfer		12/24/2024	94,752.49
Transfer		12/26/2024	-535,590.34
Deposit		12/26/2024	62,500.00
Deposit		12/26/2024	473,090.34
Transfer		12/30/2024	-297,566.65
Transfer		12/31/2024	324,163.03

Reconciled Deposits & Transfers Total: **$809,676.50**

Reconciled Checks & Withdrawals

Payee Name	Reference	Date	Amount
Utah State Tax Commission	EFT.1129241502.82	11/29/2024	5,029.79
EMI Health	EFT	12/01/2024	156.75
Utah Local Governments Trust (ULGT)	EFT	12/01/2024	473.55
Lincoln Financial Life Ins Co	EFT	12/01/2024	2,943.98
Health Equity	EFT.1206242104.258	12/02/2024	5,343.69
Utah Retirement Systems (URS)	EFT.1206242104.80	12/02/2024	56,356.30
UNUM Life Insurance Co.	ACH.1206240807.72	12/07/2024	145.20
PEHP FLEX Benefits	ACH.1206240807.54	12/07/2024	742.10
Citta Designs (Citi Design)	ACH.1206240807.364	12/07/2024	1,182.50
Utah Foundation	ACH.1206240807.77	12/07/2024	3,500.00
Fehr & Peers	ACH.1206240807.24	12/07/2024	5,376.00
Design Workshop, Inc	ACH.1206240807.20	12/07/2024	6,308.30
FFKR Architects	ACH.1206240807.25	12/07/2024	8,050.00
Utah Division of Finance	ACH.1206240807.81	12/07/2024	10,050.01
High Street Consulting Group, LLC	ACH.1206240807.33	12/07/2024	11,800.00
WSP USA Inc	ACH.1206240807.401	12/07/2024	14,732.00
Better City LLC	ACH.1206240807.172	12/07/2024	15,500.00
Kimley Horn	ACH.1206240807.41	12/07/2024	17,506.00
Horrocks Engineers, LLC	ACH.1206240807.34	12/07/2024	20,794.45
Parametrix, Inc	ACH.1206240807.53	12/07/2024	32,689.39
Wall Consultant Group (WCG)	ACH.1206240807.291	12/07/2024	34,626.80
Logan Simpson Design, Inc	ACH.1206240807.183	12/07/2024	40,745.50
Arcadis, a California Partnership	ACH.1206240807.310	12/07/2024	47,606.33
GSBS PC	ACH.1206240807.31	12/07/2024	53,862.62
MGB+A, Inc.	ACH.1206240807.48	12/07/2024	116,916.67
Health Equity	EFT	12/11/2024	44.10
Utah Local Governments Trust (ULGT)	EFT	12/13/2024	489.32
Utah State Tax Commission	EFT.1212241345.82	12/13/2024	5,014.48
Health Equity	EFT.1212241345.258	12/13/2024	5,373.69
Internal Revenue Service	EFT.1217241816.38	12/13/2024	16,286.74
Utah Retirement Systems (URS)	EFT.1217241816.80	12/13/2024	55,778.36
Payroll DD	1213241200	12/13/2024	92,899.73
Utah State Tax Commission	EFT.1227241739.82	12/27/2024	5,049.66

Wasatch Front Regional Council
Zions Operating
Bank Reconciliation - 12/01/2024 to 12/31/2024

Internal Revenue Service	EFT.1227241739.38	12/27/2024	16,371.74	
Payroll DD	1227241200	12/27/2024	94,752.49	
Health Equity	EFT	12/31/2024	-198.71	
Health Equity	EFT.0115251230.258	12/31/2024	5,373.69	
			Reconciled Checks & Withdrawals Total:	**$809,673.22**

Charges & Interest

Description	Date	Amount		
bank fee refund	12/02/2024	244.00		
bank fees	12/23/2024	-247.28		
			Charges & Interest Total:	**($3.28)**
			Bank Statement End Balance:	**$0.00**

Wasatch Front Regional Council
Zions Sweep
Bank Reconciliation - 12/01/2024 to 12/31/2024

Bank Statement Balance:	**$1,010,338.74**
Calculated Book Balance:	**$1,010,338.74**
General Ledger Balance:	**$1,010,338.74**
Calculated Book Balance vs General Ledger Balance:	**$0.00**

Wasatch Front Regional Council
Zions Sweep
Bank Reconciliation - 12/01/2024 to 12/31/2024

Bank Statement Start Balance: **$547,127.91**

Reconciled Deposits & Transfers

Type	Reference	Date	Amount
Transfer		12/02/2024	72,300.02
Transfer		12/03/2024	-5,500.44
Transfer		12/04/2024	2,969.00
Transfer		12/05/2024	2,429.19
Transfer		12/06/2024	-503,519.96
Transfer		12/09/2024	-473.55
Transfer		12/11/2024	683,806.33
Transfer		12/12/2024	265.13
Transfer		12/13/2024	-33,785.07
Transfer		12/16/2024	28,683.44
Transfer		12/17/2024	-200,000.00
Transfer		12/23/2024	-247.28
Transfer		12/24/2024	-94,752.49
Transfer		12/26/2024	535,590.34
Transfer		12/30/2024	297,566.65
Transfer		12/31/2024	-324,163.03

Reconciled Deposits & Transfers Total: **$461,168.28**

Charges & Interest

Description	Date	Amount
interest	12/31/2024	2,042.55

Charges & Interest Total: **$2,042.55**

Bank Statement End Balance: **$1,010,338.74**

Wasatch Front Regional Council
Check Register
All Bank Accounts - 12/01/2024 to 12/31/2024

Payee Name	Reference Number	Invoice Number	Invoice Ledger Date	Payment Date	Amount	Description	Ledger Account	Activity Code
Amazon	Pcard-JC	111-5454849-280	12/10/2024	12/10/2024	23.99	Cable Control Kit - Johnnae Nardone	105610.10.301200 - Supplies: Local Fu	
Amazon	Pcard-JC	111-8242897-931	12/12/2024	12/12/2024	114.37	Quiet Room Supplies	105610.10.301200 - Supplies: Local Fu	
Amazon	Pcard-JC	112-1963985-549	12/10/2024	12/10/2024	17.99	Kitchen Supplies	105610.10.301200 - Supplies: Local Fu	
Amazon	Pcard-JC	112-1963985-549	12/10/2024	12/10/2024	59.99	Kitchen Supplies	105610.10.301200 - Supplies: Local Fu	
					$216.34			
Amazon	Pcard-RH	111-2303684-802	12/19/2024	12/19/2024	50.00	Gift card for CAC participant prior Meeting	105610.10.301200 - Supplies: Local Fu	
Amazon	Pcard-RH	111-6123160-671	12/19/2024	12/19/2024	50.00	Gift card for CAC participant	105610.10.301200 - Supplies: Local Fu	
Amazon	Pcard-RH	111-6123160-671	12/19/2024	12/19/2024	300.00	Gift card for CAC participant	105610.10.301200 - Supplies: Local Fu	
Amazon	Pcard-RH	114-2124172-214	12/19/2024	12/19/2024	49.98	Laptop Charger for TK	105610.10.301200 - Supplies: Local Fu	
					$449.98			
					$666.32			
Arcadis, a California Partnership	ACH.12062408	10019320	11/25/2024	12/07/2024	13,780.35	Brighton - July/Aug	105340.30.353009 - Consult Serv: Brig	
Arcadis, a California Partnership	ACH.12062408	10019621	11/25/2024	12/07/2024	16,903.81	Brighton - Sept	105340.30.353009 - Consult Serv: Brig	
Arcadis, a California Partnership	ACH.12062408	10019789	11/25/2024	12/07/2024	16,922.17	Woods Cross SAP - Oct	105340.50.360211 - Consult Serv: SAP	
					$47,606.33			
					$47,606.33			
Assn. of Metropolitan Planning Orga	Pcard-AG	12182024	12/18/2024	12/18/2024	408.83	AMPO Spring Fly-In - Gruber	105330.20.322210 - Training: CPG - Ad	
					$408.83			
Best Buy	Pcard-JC	12122024	12/12/2024	12/12/2024	96.96	Quiet Room Supplies	105610.10.301200 - Supplies: Local Fu	
					$96.96			
Better City LLC	ACH.12062408	2056	11/15/2024	12/07/2024	15,500.00	Layton Econ Dev - Oct	105340.30.351039 - Consult Serv: Layt	
					$15,500.00			
Blossom Flower Delivery	Pcard-RH	12122024	12/12/2024	12/12/2024	79.23	Flowers for Meg Padjen - Sympathy	105610.10.301200 - Supplies: Local Fu	
					$79.23			
Bluehost	Pcard-AP	12032024	12/03/2024	12/03/2024	7.76	website domain -WFRC - monthly	105670.99.999000 - Software: Indirect	
					$7.76			
Citta Designs (Citi Design)	ACH.12062408	2024-067	06/30/2024	12/07/2024	1,182.50	Morgan Downtown - June	105340.30.352013 - Consult Serv: Mor	
					$1,182.50			
Constant Contact	Pcard-RH	12302024	12/30/2024	12/30/2024	172.40	Monthly billing - Dec	105670.99.999000 - Software: Indirect	
					$172.40			
Design Workshop, Inc	ACH.12062408	0079576	11/15/2024	12/07/2024	6,308.30	SAP West Jordan Old Bingham Hwy - Oct	105340.50.360207 - Consult Serv: SAP	
					$6,308.30			
EMI Health	EFT	507020241201	12/01/2024	12/01/2024	156.75	Telemed - Dec	105210.99.998000 - Fringe Benefits: In	
					$156.75			
Fehr & Peers	ACH.12062408	176487	06/30/2024	12/07/2024	5,376.00	SLC 1300 E Study May	105340.30.353006 - Consult Serv:SLC	
					$5,376.00			
FFKR Architects	ACH.12062408	23081.07	11/29/2024	12/07/2024	4,650.00	Clearfield Gen Plan - Sept	105340.30.351017 - Consult Serv: Clea	
FFKR Architects	ACH.12062408	23081.08	11/29/2024	12/07/2024	3,400.00	Clearfield Gen Plan - Oct	105340.30.351017 - Consult Serv: Clea	
					$8,050.00			
					$8,050.00			

Wasatch Front Regional Council
Check Register
All Bank Accounts - 12/01/2024 to 12/31/2024

Payee Name	Reference Number	Invoice Number	Invoice Ledger Date	Payment Date	Amount	Description	Ledger Account	Activity Code
First Digital	Pcard-AP	12162024	12/16/2024	12/16/2024	400.41	Internet - Dec	105530.99.999000 - Telephone/Data: In	
					$400.41			
Google LLC	Pcard-RH	12012024	12/01/2024	12/01/2024	58.61	Cloud Storage - November	105670.99.999000 - Software: Indirect	
					$58.61			
GSBS PC	ACH.12062408	43597	10/31/2024	12/07/2024	2,133.89	Sandy General Plan and SAP - Sept	105340.50.360216 - Consult Serv: SAP	
GSBS PC	ACH.12062408	43597	10/31/2024	12/07/2024	33,833.01	Sandy General Plan - Sept	105340.30.330215 - Consult Serv: San	
GSBS PC	ACH.12062408	43778	11/25/2024	12/07/2024	17,895.72	Sandy General Plan and SAP - Oct	105340.50.360216 - Consult Serv: SAP	
					$53,862.62			
					$53,862.62			
Health Equity	EFT	12312024	12/31/2024	12/31/2024	-198.71	HSA Correction - KW	1015800 - Suspense	
Health Equity	EFT	fjzg8me	12/11/2024	12/11/2024	44.10	HSA fees - Dec	105210.99.998000 - Fringe Benefits: In	
					($154.61)			
Health Equity	EFT.011525123	PR122024-258	12/27/2024	12/31/2024	5,373.69	HSA	1022500 - HSA W/H Payable	
Health Equity	EFT.120624210	PR112224-258	11/29/2024	12/02/2024	5,343.69	HSA	1022500 - HSA W/H Payable	
Health Equity	EFT.121224134	PR120624-258	12/13/2024	12/13/2024	5,373.69	HSA	1022500 - HSA W/H Payable	
					$15,936.46			
High Street Consulting Group, LLC	ACH.12062408	8663	11/22/2024	12/07/2024	225.94	Unified plan financial model - Oct Cache	105340.40.322215.3422 - Consult Serv	
High Street Consulting Group, LLC	ACH.12062408	8663	11/22/2024	12/07/2024	337.49	Unified plan financial model - Oct Dixie	105340.40.322215.3422 - Consult Serv	
High Street Consulting Group, LLC	ACH.12062408	8663	11/22/2024	12/07/2024	1,150.77	Unified plan financial model - Oct MAG	105340.40.322215.3422 - Consult Serv	
High Street Consulting Group, LLC	ACH.12062408	8663	11/22/2024	12/07/2024	2,950.00	Unified plan financial model - Oct UTA	105340.40.322215.3422 - Consult Serv	
High Street Consulting Group, LLC	ACH.12062408	8663	11/22/2024	12/07/2024	3,005.80	Unified plan financial model - Oct WFRC	105340.20.322215.3422 - Consult Serv	
High Street Consulting Group, LLC	ACH.12062408	8663	11/22/2024	12/07/2024	4,130.00	Unified plan financial model - Oct UDOT	105340.40.322215.3422 - Consult Serv	
					$11,800.00			
					$11,800.00			
Horrocks Engineers, LLC	ACH.12062408	90119	11/25/2024	12/07/2024	20,794.45	Millcreek Master Trail - Oct	105340.30.353014 - Consult Serv: Millc	
					$20,794.45			
Hyatt Hotels	Pcard-AG	12112024.2	12/11/2024	12/11/2024	278.28	NARC Conference- DC - 2025	105580.20.322210 - Travel: CPG - Adm	
Hyatt Hotels	pcard-AP	12112024	12/11/2024	12/11/2024	278.28	NARC Conference- DC - 2025	105580.20.322210 - Travel: CPG - Adm	
Hyatt Hotels	pcard-AP	12112024	12/11/2024	12/11/2024	278.28	NARC Conference- DC - 2025	105580.20.322210 - Travel: CPG - Adm	
Hyatt Hotels	pcard-AP	12112024	12/11/2024	12/11/2024	278.28	NARC Conference- DC - 2025	105580.20.322210 - Travel: CPG - Adm	
					$834.84			
					$1,113.12			
Internal Revenue Service	EFT.121724181	PR120624-38	12/13/2024	12/13/2024	3,712.52	Medicare Tax	1021000 - Federal Tax W/H Payable	
Internal Revenue Service	EFT.121724181	PR120624-38	12/13/2024	12/13/2024	12,574.22	Federal Income Tax	1021000 - Federal Tax W/H Payable	
					$16,286.74			
Internal Revenue Service	EFT.122724173	PR122024-38	12/27/2024	12/27/2024	3,731.88	Medicare Tax	1021000 - Federal Tax W/H Payable	
Internal Revenue Service	EFT.122724173	PR122024-38	12/27/2024	12/27/2024	12,639.86	Federal Income Tax	1021000 - Federal Tax W/H Payable	
					$16,371.74			
					$32,658.48			
International Assoc. for Public Partici	Pcard-JC	13271	12/03/2024	12/03/2024	390.00	Annual Membership - Government Rate - up to 50 e	105810.20.322210 - Dues: CPG - Admi	
					$390.00			
JImmy Johns	Pcard-JC	12172024	12/17/2024	12/17/2024	237.09	CAC meeting snacks	105610.10.301200 - Supplies: Local Fu	
					$237.09			

Wasatch Front Regional Council
Check Register
All Bank Accounts - 12/01/2024 to 12/31/2024

Payee Name	Reference Number	Invoice Number	Invoice Ledger Date	Payment Date	Amount	Description	Ledger Account	Activity Code
Kimley Horn	ACH.12062408	29636443	10/31/2024	12/07/2024	13,300.00	Weber County ATP - Sept	105340.30.351026 - Consult Serv: Web	
Kimley Horn	ACH.12062408	29636445	10/31/2024	12/07/2024	4,206.00	Perry Hwy 89 - Sept	105340.30.351040 - Consult Serv: Perr	
					$17,506.00			
					$17,506.00			
Lincoln Financial Life Ins Co	EFT	4773022242	12/01/2024	12/01/2024	2,943.98	Life, LTD, STD - Dec	1022300 - Lincoln Life Insurance W/H	
					$2,943.98			
Logan Simpson Design, Inc	ACH.12062408	35488	11/25/2024	12/07/2024	13,507.50	Ogden Citywide Zoning - Oct	105340.30.351035 - Consult Serv: Og	
Logan Simpson Design, Inc	ACH.12062408	35521	11/26/2024	12/07/2024	27,238.00	Ogden SAP - Oct	105340.50.360212 - Consult Serv: SAP	
					$40,745.50			
					$40,745.50			
Metropolis	Pcard-JC	12092024	12/09/2024	12/09/2024	14.00	Parking Validation for WFRC Meeting attendees (Se	105610.20.322210 - Supplies: CPG - A	
Metropolis	Pcard-JC	12092024	12/09/2024	12/09/2024	698.00	Parking Validation for WFRC Meeting attendees (Oc	105610.20.322210 - Supplies: CPG - A	
Metropolis	Pcard-JC	5497FC04-0001	12/02/2024	12/02/2024	493.00	Parking Validation for WFRC Meeting attendees (No	105610.20.322210 - Supplies: CPG - A	
					$1,205.00			
					$1,205.00			
MGB+A, Inc.	ACH.12062408	2024-350	11/29/2024	12/07/2024	116,916.67	Cottonwood Heights TC Jul-Oct	105340.30.353010.1 - Consult Serv: Co	
					$116,916.67			
National Association of Regional Co	Pcard_AP	12182024	12/18/2024	12/18/2024	1,350.00	NARC Annual Conference - AG & MJC	105330.20.322210 - Training: CPG - Ad	
National Association of Regional Co	Pcard_AP	12182024	12/18/2024	12/18/2024	1,350.00	NARC Annual Conference - COMNR Stevenson &	105330.10.301200 - Training: Local Fu	
					$2,700.00			
					$2,700.00			
NY Times	Pcard-RH	12232024	12/23/2024	12/23/2024	17.00	NY Times monthly subscription	105610.10.301200 - Supplies: Local Fu	
					$17.00			
Parametrix, Inc	ACH.12062408	60538	11/25/2024	12/07/2024	9,304.63	Shield's Lane - Sept	105340.30.353015 - Consult Serv: Sout	
Parametrix, Inc	ACH.12062408	61461	11/25/2024	12/07/2024	14,058.86	Shield's Lane - Oct	105340.30.353015 - Consult Serv: Sout	
Parametrix, Inc	ACH.12062408	61462	11/25/2024	12/07/2024	9,325.90	Midvale TMP - Oct	105340.30.353013 - Consult Serv: Midv	
					$32,689.39			
					$32,689.39			
PEHP FLEX Benefits	ACH.12062408	PR110824-54	11/15/2024	12/07/2024	371.05	Flex Spend Acct	1022400 - Flexible Spending Account	
PEHP FLEX Benefits	ACH.12062408	PR112224-54	11/29/2024	12/07/2024	371.05	Flex Spend Acct	1022400 - Flexible Spending Account	
					$742.10			
					$742.10			
Posit Software/ShinyApps	Pcard-AP	12172024	12/17/2024	12/17/2024	52.80	RAM Subscription - Analytics Group	105670.20.322210 - Software: CPG - A	
					$52.80			
Salt Lake Chamber	Pcard-JC	12032024	12/03/2024	12/03/2024	110.00	Utah Economic Outlook & Public Policy - Marcia Wh	105330.50.334201 - Training: WFEDD	
Salt Lake Chamber	Pcard-JC	12032024	12/03/2024	12/03/2024	110.00	Utah Economic Outlook & Public Policy - Meg Padje	105330.30.330200 - Training: TLC Adm	
Salt Lake Chamber	Pcard-JC	12032024	12/03/2024	12/03/2024	330.00	Utah Economic Outlook & Public Policy - AG, MJC,	105330.20.322210 - Training: CPG - Ad	
					$550.00			
					$550.00			
TablePress	Pcard-RH	12132024	12/13/2024	12/13/2024	173.10	Plugin for Analytics Mapping	105670.20.322210 - Software: CPG - A	
					$173.10			
Target	Pcard-RH	12192024	12/19/2024	12/19/2024	50.00	gift card for CAC participant	105610.10.301200 - Supplies: Local Fu	
					$50.00			

Wasatch Front Regional Council
Check Register
All Bank Accounts - 12/01/2024 to 12/31/2024

Payee Name	Reference Number	Invoice Number	Invoice Ledger Date	Payment Date	Amount	Description	Ledger Account	Activity Code
Top Golf	Pcard-JC	c1de00fb-53ba-4	12/02/2024	12/02/2024	1,505.40	Wellness -Holiday Party - final payment	105610.10.301000 - Supplies: Miscella	201
Top Golf	Pcard-JC	CREDIT	12/06/2024	12/06/2024	-630.40	Wellness -Holiday Party - final payment (Credit for le	105610.10.301000 - Supplies: Miscella	204
					$875.00			
					$875.00			
UNUM Life Insurance Co.	ACH.12062408	12012024	12/01/2024	12/07/2024	145.20	LTC - Dec	105210.99.998000 - Fringe Benefits: In	
					$145.20			
Utah Division of Finance	ACH.12062408	25113170746004	11/15/2024	12/07/2024	2,193.10	Pcard AP	1020190 - P-Card Clearing	
Utah Division of Finance	ACH.12062408	25113170746012	11/15/2024	12/07/2024	461.91	Pcard RH	1020190 - P-Card Clearing	
Utah Division of Finance	ACH.12062408	25113170746021	11/15/2024	12/07/2024	7,389.00	Pcard JC	1020190 - P-Card Clearing	
Utah Division of Finance	ACH.12062408	25113170746039	11/15/2024	12/07/2024	6.00	Pcard AG	1020190 - P-Card Clearing	
					$10,050.01			
					$10,050.01			
Utah Foundation	ACH.12062408	7292	11/29/2024	12/07/2024	3,500.00	"Silver Wave" project support	105610.20.322210 - Supplies: CPG - A	
					$3,500.00			
Utah League of Cities and Towns (U	Pcard-AP	12162024	12/16/2024	12/16/2024	90.00	Local Officials Day - MP	105330.30.330200 - Training: TLC Adm	
Utah League of Cities and Towns (U	Pcard-AP	12162024	12/16/2024	12/16/2024	90.00	Local Officials Day - MW	105330.50.334201 - Training: WFEDD	
Utah League of Cities and Towns (U	Pcard-AP	12162024	12/16/2024	12/16/2024	360.00	Local Officials Day - AG, MJC, JN, TK	105330.20.322210 - Training: CPG - Ad	
					$540.00			
					$540.00			
Utah Local Governments Trust (ULG	EFT	1616727	12/01/2024	12/01/2024	473.55	Worker's Comp - November	105210.99.998000 - Fringe Benefits: In	
Utah Local Governments Trust (ULG	EFT	1617157	12/13/2024	12/13/2024	489.32	Worker's Comp - December	105210.99.998000 - Fringe Benefits: In	
					$962.87			
					$962.87			
Utah Retirement Systems (URS)	EFT.120624210	PR112224-80	11/29/2024	12/02/2024	508.40	Loan	1023300 - Loan Payment W/H Payable	
Utah Retirement Systems (URS)	EFT.120624210	PR112224-80	11/29/2024	12/02/2024	1,273.32	Roth IRA	1023200 - Roth IRA W/H Payable	
Utah Retirement Systems (URS)	EFT.120624210	PR112224-80	11/29/2024	12/02/2024	1,579.87	URS 401(k) Tier 2	1023000 - 401(k) W/H Payable	
Utah Retirement Systems (URS)	EFT.120624210	PR112224-80	11/29/2024	12/02/2024	6,453.41	401(k) DC	1023000 - 401(k) W/H Payable	
Utah Retirement Systems (URS)	EFT.120624210	PR112224-80	11/29/2024	12/02/2024	6,958.05	457(b)	1023100 - 457(b) W/H Payable	
Utah Retirement Systems (URS)	EFT.120624210	PR112224-80	11/29/2024	12/02/2024	19,481.82	401(k) EE & Match	1023000 - 401(k) W/H Payable	
Utah Retirement Systems (URS)	EFT.120624210	PR112224-80	11/29/2024	12/02/2024	20,101.43	URS State Retirement	1023000 - 401(k) W/H Payable	
					$56,356.30			
Utah Retirement Systems (URS)	EFT.121724181	PR120624-80	12/13/2024	12/13/2024	508.40	Loan	1023300 - Loan Payment W/H Payable	
Utah Retirement Systems (URS)	EFT.121724181	PR120624-80	12/13/2024	12/13/2024	1,123.32	Roth IRA	1023200 - Roth IRA W/H Payable	
Utah Retirement Systems (URS)	EFT.121724181	PR120624-80	12/13/2024	12/13/2024	1,900.67	URS 401(k) Tier 2	1023000 - 401(k) W/H Payable	
Utah Retirement Systems (URS)	EFT.121724181	PR120624-80	12/13/2024	12/13/2024	6,469.52	401(k) DC	1023000 - 401(k) W/H Payable	
Utah Retirement Systems (URS)	EFT.121724181	PR120624-80	12/13/2024	12/13/2024	6,965.70	457(b)	1023100 - 457(b) W/H Payable	
Utah Retirement Systems (URS)	EFT.121724181	PR120624-80	12/13/2024	12/13/2024	19,003.65	401(k) EE & Match	1023000 - 401(k) W/H Payable	
Utah Retirement Systems (URS)	EFT.121724181	PR120624-80	12/13/2024	12/13/2024	19,807.10	URS State Retirement	1023000 - 401(k) W/H Payable	
					$55,778.36			
					$112,134.66			
Utah State Tax Commission	EFT.121224134	PR120624-82	12/13/2024	12/13/2024	5,014.48	State Income Tax	1021200 - State Tax W/H Payable	
Utah State Tax Commission	EFT.122724173	PR122024-82	12/27/2024	12/27/2024	5,049.66	State Income Tax	1021200 - State Tax W/H Payable	
					$10,064.14			
Utah Transit Authority (UTA)	Pcard_AP	12172024	12/17/2024	12/17/2024	300.00	UTA Farepay Cards Reloads	105580.20.322210 - Travel: CPG - Adm	
Utah Transit Authority (UTA)	Pcard-AP	12052024	12/05/2024	12/05/2024	200.00	UTA Farepay Cards Reloads	105580.20.322210 - Travel: CPG - Adm	
					$500.00			

Wasatch Front Regional Council
Check Register
All Bank Accounts - 12/01/2024 to 12/31/2024

Payee Name	Reference Number	Invoice Number	Invoice Ledger Date	Payment Date	Amount	Description	Ledger Account	Activity Code
Wall Consultant Group (WCG)	ACH.12062408	15004	10/31/2024	12/07/2024	647.50	Growth cost model work	105340.20.322215 - Consult Serv: CP	
Wall Consultant Group (WCG)	ACH.12062408	15329	11/25/2024	12/07/2024	33,979.30	S Jordan SAP - Oct	105340.50.360214 - Consult Serv: SAP	
					$34,626.80			
					$34,626.80			
Walmart	Pcard-RH	12192024	12/19/2024	12/19/2024	50.00	CAC Gift Cards_12.17.2024 meeting	105610.10.301200 - Supplies: Local Fu	
					$50.00			
WSP USA Inc	ACH.12062408	40108909	11/15/2024	12/07/2024	14,732.00	SAP West Valley - Oct	105340.50.360213 - Consult Serv: SAP	
					$14,732.00			
					$627,334.84			

Commercial Checking Acct Public Funds

Account number: [redacted] ■ December 1, 2024 - December 31, 2024 ■ Page 1 of 2

WELLS FARGO

WASATCH FRONT REGIONAL COUNCIL/WASATCH
FRONT ECONOMIC DEVELOPMENT DISTRICT
41 N RIO GRANDE ST STE 103
SALT LAKE CITY UT 84101-1385

Questions?

Call your Customer Service Officer or Client Services
1-800-AT WELLS (1-800-289-3557)
5:00 AM TO 6:00 PM Pacific Time Monday - Friday

Online: wellsfargo.com

Write: Wells Fargo Bank, N. A. (119)
Gib - Local Government (Utah)
P.O. Box 6995
Portland, OR 97228-6995

Account summary

Commercial Checking Acct Public Funds

Account number	*Beginning balance*	*Total credits*	*Total debits*	*Ending balance*
[redacted]	$335,528.60	$319,572.56	-$336,113.11	$318,988.05

Credits

Electronic deposits/bank credits

Effective date	*Posted date*	*Amount*	*Transaction detail*
	12/05	584.51	Vervent-Embark Hist Rtn 241205 001000065012783 Eduardo Mendez
	12/30	318,988.05	ACH Reversal Setl - Wasatch Front Re - File 7878782339 Coid 1870285777
		$319,572.56	**Total electronic deposits/bank credits**
		$319,572.56	**Total credits**

Debits

Electronic debits/bank debits

Effective date	*Posted date*	*Amount*	*Transaction detail*
	12/02	16,540.55 <	Business to Business ACH Debit - IRS Usataxpymt 120224 270473792294079 Wasatch Front Regional
	12/03	584.51	Vervent-Embark Payment 241202 001000065012783 Eduardo Mendez
	12/26	318,988.05	ACH Prep Origintn - Wasatch Front Re - File 7878782339 Coid 1870285777
		$336,113.11	**Total electronic debits/bank debits**
		$336,113.11	**Total debits**

< ***Business to Business ACH:*** *If this is a business account, this transaction has a return time frame of one business day from post date. This time frame does not apply to consumer accounts.*

©2010 Wells Fargo Bank, N.A.
All rights reserved. Member FDIC.

Daily ledger balance summary

Date	Balance	Date	Balance	Date	Balance
11/30	335,528.60	12/03	318,403.54	12/26	0.00
12/02	318,988.05	12/05	318,988.05	12/30	318,988.05

Average daily ledger balance **$278,324.15**

©2010 Wells Fargo Bank, N.A.
All rights reserved. Member FDIC.

ZIONS BANK®

PO BOX 26547
SALT LAKE CITY, UT 84126-0547

Statement of Accounts

This Statement: December 31, 2024
Last Statement: November 29, 2024

Primary Account: [redacted]

Direct Inquiries to:
800-789-2265
WWW.ZIONSBANK.COM

0008817 1628-06-0000-ZFN-PG0007-00004

WASATCH FRONT REGIONAL COUNCIL
WASATCH FRONT ECONOMIC DEVELOPMENT DISTRICT
41 N RIO GRANDE ST STE 103
SALT LAKE CITY, UT 84101-1385

WE HAVEN'T FORGOTTEN WHO KEEPS US IN BUSINESS. ®

SUMMARY OF ACCOUNT BALANCE

Account Type	Account Number	Account Ending Balance
BUSINESS INSPIRE CHECKING	[redacted]	$0.00

BUSINESS INSPIRE CHECKING [redacted] 0151

	Previous Balance	Deposits/Credits	Withdrawals/Debits	Checks Processed	Ending Balance
Count:		21	28	0	
Amount:	0.00	2,952,518.65	2,952,518.65-	0.00	0.00

DEPOSITS/CREDITS

Posting Date	Effective Date	Amount	Description
12/02	12/02	75,000.00	Salt Lake County NET PAY REF # 02433 4006292640 Salt Lake Co
12/02	12/02	244.00	fee refund
12/03	12/03	4,518.15	RDC DEPOSIT - MOBILE
12/03	12/03	880.04	RDC DEPOSIT - MOBILE
12/03	12/03	5,500.44	INVESTMENT SWEEP FROM WASATCH FRONT REGIONAL 8077 003315040
12/06	12/06	503,519.96	INVESTMENT SWEEP FROM WASATCH FRONT REGIONAL 8077 003422083
12/09	12/09	473.55	INVESTMENT SWEEP FROM WASATCH FRONT REGIONAL 8077 005289238
12/10	12/10	589.18	RDC DEPOSIT - MOBILE
12/11	12/11	10,769.50	FINET EFT 8019577760 REF # 02434 5007546816 FINET EFT 200000
12/11	12/11	565,612.51	FINET EFT 8019577760 REF # 02434 6008354515 FINET EFT 200000
12/11	12/11	200,000.00	Utah State Treas MIXED REF # 02434 6008416031 Utah State Tre
12/12	12/12	74,884.27	RDC DEPOSIT - MOBILE
12/13	12/13	3,000.79	MOUNTAINLAND ASC 12.12.24 REF # 02434 7010506913 MOUNTAINLAN
12/13	12/13	33,785.07	INVESTMENT SWEEP FROM WASATCH FRONT REGIONAL 8077 003251944
12/17	12/17	200,000.00	INVESTMENT SWEEP FROM WASATCH FRONT REGIONAL 8077 002961278
12/23	12/23	247.28	INVESTMENT SWEEP FROM WASATCH FRONT REGIONAL 8077 005485158
12/24	12/24	94,752.49	INVESTMENT SWEEP FROM WASATCH FRONT REGIONAL 8077 002377221
12/26	12/26	62,500.00	UTAH TRANSIT AUT UTA EFT REF # 02435 9001219076 UTAH TRANSIT
12/26	12/26	473,090.34	FINET EFT 8019577760 REF # 02436 1001331521 FINET EFT 200000
12/30	12/30	318,988.05	MISC/ CORRECTION REF # 02436 5005667263 MISC/ 1111111111CORR
12/31	12/31	324,163.03	INVESTMENT SWEEP FROM WASATCH FRONT REGIONAL 8077 002806231

CHARGES/DEBITS

Posting Date	Effective Date	Amount	Description
12/02	12/02	2,943.98-	+Lincoln Nationa EDI PYMNTS REF # 02433 7007667924 +Lincoln
12/02	12/02	72,300.02-	INVESTMENT SWEEP TO WASATCH FRONT REGIONAL CO 8077 005585790
12/03	12/03	5,343.69-	HEALTHEQUITY INC HealthEqui REF # 02433 7010051728 HEALTHEQU
12/03	12/03	156.75-	EMI HEALTH INS PREM REF # 02433 7008866528 EMI HEALTH 938945
12/04	12/04	2,969.00-	INVESTMENT SWEEP TO WASATCH FRONT REGIONAL CO 8077 002910260
12/05	12/05	2,429.19-	INVESTMENT SWEEP TO WASATCH FRONT REGIONAL CO 8077 002909061
12/06	12/06	5,029.79-	UTAH801/297-7703 TAX PAYMNT REF # 02434 1004834355 UTAH801/2
12/06	12/06	56,356.30-	UTAH STATE RETIR URS PAYMNT REF # 02434 1004773094 UTAH STAT

ZIONS BANK®

December 31, 2024
WASATCH FRONT REGIONAL COUNCIL
[redacted]

PO BOX 26547
SALT LAKE CITY, UT 84126-0547

Continued ...

Posting Date	Effective Date	Amount	Description
12/06	12/06	442,133.87-	ACH OFFSET WASATCH FRONT PAYABLES REF # 02434 1005504639 WAS
12/09	12/09	473.55-	UT LOCAL GOVT TR INSURANCE REF # 02434 4005723191 UT LOCAL G
12/11	12/11	92,899.73-	ACH OFFSET WASATCH FRONT PAYROLL REF # 02434 6008697836 WASA
12/11	12/11	683,806.33-	INVESTMENT SWEEP TO WASATCH FRONT REGIONAL CO 8077 002838648
12/12	12/12	265.13-	INVESTMENT SWEEP TO WASATCH FRONT REGIONAL CO 8077 002764379
12/13	12/13	16,286.74-	IRS USATAXPYMT REF # 02434 7010082560 IRS 3387702000USATAXPY
12/13	12/13	489.32-	UT LOCAL GOVT TR INSURANCE REF # 02434 7010067865 UT LOCAL G
12/13	12/13	5,417.79-	HEALTHEQUITY INC HealthEqui REF # 02434 7010651002 HEALTHEQU
12/13	12/13	55,778.36-	UTAH STATE RETIR URS PAYMNT REF # 02434 8001095122 UTAH STAT
12/16	12/16	5,014.48-	UTAH801/297-7703 TAX PAYMNT REF # 02435 1001963219 UTAH801/2
12/16	12/16	28,683.44-	INVESTMENT SWEEP TO WASATCH FRONT REGIONAL CO 8077 005309003
12/17	12/17	200,000.00-	Utah State Treas MIXED REF # 02435 2003829164 Utah State Tre
12/23	12/23	247.28-	ANALYSIS SERVICE FEE
12/24	12/24	94,752.49-	ACH OFFSET WASATCH FRONT PAYROLL REF # 02435 9000540351 WASA
12/26	12/26	535,590.34-	INVESTMENT SWEEP TO WASATCH FRONT REGIONAL CO 8077 002948207
12/30	12/30	16,371.74-	IRS USATAXPYMT REF # 02436 5004168798 IRS 3387702000USATAXPY
12/30	12/30	5,049.66-	UTAH801/297-7703 TAX PAYMNT REF # 02436 5004121427 UTAH801/2
12/30	12/30	297,566.65-	INVESTMENT SWEEP TO WASATCH FRONT REGIONAL CO 8077 004901111
12/31	12/31	5,174.98-	HEALTHEQUITY INC HealthEqui REF # 02436 6005797004 HEALTHEQU
12/31	12/31	318,988.05-	MISC/ CORRECTION REF # 02436 6007178945 MISC/ 1111111111CORR

CHECKS PROCESSED

There were no transactions this period.

ACTIVITY COUNT

	During this period
Total Items	49

AGGREGATE OVERDRAFT AND RETURNED ITEM FEES

	Total for This Period	Total Year-to-Date
Total Overdraft Fees	$0.00	$0.00
Total Returned Item Fees	$0.00	$0.00

To learn more about our other products and services that may lower the cost of managing account overdrafts or to discuss removing overdraft coverage from your account, please contact Customer Service or visit your local branch.

DAILY BALANCE

Date	Balance	Date	Balance	Date	Balance
11/30	$0.00	12/05	$0.00	12/12	$74,884.27
12/03	$5,398.19	12/10	$589.18	12/13	$33,697.92
12/04	$2,429.19	12/11	$265.13	12/16	$0.00

INTEREST

Interest Earned This Statement Period	$0.00	Number Of Days This Statement Period	32
Interest Paid Year-To-Date 2024	$0.00		

Current interest rate is 0.0000% with no rate change this statement period

ZIONS BANK®

PO BOX 26547
SALT LAKE CITY, UT 84126-0547

Statement of Accounts

This Statement: December 31, 2024
Last Statement: November 29, 2024

Primary Account: [redacted]

Direct Inquiries to:
800-789-2265
WWW.ZIONSBANK.COM

0015957 1628-06-0000-ZFN-PG0007-00000

WASATCH FRONT REGIONAL COUNCIL
41 N RIO GRANDE ST STE 103
SALT LAKE CITY, UT 84101-1385

WE HAVEN'T FORGOTTEN WHO KEEPS US IN BUSINESS. ®

SUMMARY OF ACCOUNT BALANCE

Account Type	Account Number	Account Ending Balance
GOLD BUSINESS SWEEP	[redacted]	$1,010,338.74

GOLD BUSINESS SWEEP [redacted] 0291

	Previous Balance	Deposits/Credits	Withdrawals/Debits	Checks Processed	Ending Balance
Count:		9	8	0	
Amount:	547,127.91	1,625,652.65	1,162,441.82-	0.00	1,010,338.74

DEPOSITS/CREDITS

Posting Date	Effective Date	Amount	Description
12/02	12/02	72,300.02	INVESTMENT SWEEP FROM WASATCH FRONT REGIONAL 5983 005585790
12/04	12/04	2,969.00	INVESTMENT SWEEP FROM WASATCH FRONT REGIONAL 5983 002910260
12/05	12/05	2,429.19	INVESTMENT SWEEP FROM WASATCH FRONT REGIONAL 5983 002909061
12/11	12/11	683,806.33	INVESTMENT SWEEP FROM WASATCH FRONT REGIONAL 5983 002838648
12/12	12/12	265.13	INVESTMENT SWEEP FROM WASATCH FRONT REGIONAL 5983 002764379
12/16	12/16	28,683.44	INVESTMENT SWEEP FROM WASATCH FRONT REGIONAL 5983 005309003
12/26	12/26	535,590.34	INVESTMENT SWEEP FROM WASATCH FRONT REGIONAL 5983 002948207
12/30	12/30	297,566.65	INVESTMENT SWEEP FROM WASATCH FRONT REGIONAL 5983 004901111
12/31	12/31	2,042.55	INTEREST PAYMENT

CHARGES/DEBITS

Posting Date	Effective Date	Amount	Description
12/03	12/03	5,500.44-	INVESTMENT SWEEP TO WASATCH FRONT REGIONAL CO 5983 003315040
12/06	12/06	503,519.96-	INVESTMENT SWEEP TO WASATCH FRONT REGIONAL CO 5983 003422083
12/09	12/09	473.55-	INVESTMENT SWEEP TO WASATCH FRONT REGIONAL CO 5983 005289238
12/13	12/13	33,785.07-	INVESTMENT SWEEP TO WASATCH FRONT REGIONAL CO 5983 003251944
12/17	12/17	200,000.00-	INVESTMENT SWEEP TO WASATCH FRONT REGIONAL CO 5983 002961278
12/23	12/23	247.28-	INVESTMENT SWEEP TO WASATCH FRONT REGIONAL CO 5983 005485158
12/24	12/24	94,752.49-	INVESTMENT SWEEP TO WASATCH FRONT REGIONAL CO 5983 002377221
12/31	12/31	324,163.03-	INVESTMENT SWEEP TO WASATCH FRONT REGIONAL CO 5983 002806231

CHECKS PROCESSED

There were no transactions this period.

ACTIVITY COUNT

	During this period
Total Items	17

ZIONS BANK®

PO BOX 26547
SALT LAKE CITY, UT 84126-0547

December 31, 2024
WASATCH FRONT REGIONAL COUNCIL
[redacted]

AGGREGATE OVERDRAFT AND RETURNED ITEM FEES

	Total for This Period	*Total Year-to-Date*
Total Overdraft Fees	$0.00	$0.00
Total Returned Item Fees	$0.00	$0.00

To learn more about our other products and services that may lower the cost of managing account overdrafts or to discuss removing overdraft coverage from your account, please contact Customer Service or visit your local branch.

DAILY BALANCE

Date	*Balance*	*Date*	*Balance*	*Date*	*Balance*
11/30	$547,127.91	12/09	$115,332.17	12/23	$594,054.72
12/02	$619,427.93	12/11	$799,138.50	12/24	$499,302.23
12/03	$613,927.49	12/12	$799,403.63	12/26	$1,034,892.57
12/04	$616,896.49	12/13	$765,618.56	12/30	$1,332,459.22
12/05	$619,325.68	12/16	$794,302.00	12/31	$1,010,338.74
12/06	$115,805.72	12/17	$594,302.00		

INTEREST

Interest Earned This Statement Period	$2,042.55	Number Of Days This Statement Period	32
Interest Paid Year-To-Date 2024	$3,430.20		

Current interest rate is 3.5900%
Interest rate changes this period:

Date	*Rate*	*Date*	*Rate*	*Date*	*Rate*	*Date*	*Rate*
12/03	3.7400%	12/04	3.7300%	12/05	3.7200%	12/06	3.7300%
12/12	3.7100%	12/17	3.6900%	12/24	3.5800%	12/26	3.6200%
12/30	3.5700%	12/31	3.5900%				

STATEMENT OF ACCOUNT

P T I F

U T A H P U B L I C T R E A S U R E R S ' I N V E S T M E N T F U N D

Marlo M. Oaks, Utah State Treasurer, Fund Manager
PO Box 142315
350 N State Street, Suite 180
Salt Lake City, Utah 84114-2315
Local Call (801) 538-1042 Toll Free (800) 395-7665
www.treasurer.utah.gov

WASATCH FRONT REGIONAL COUNCIL
CFO
41 NO. RIO GRANDE ST., STE 103
SALT LAKE CTY UT 84101

Account	**Account Period**
533	December 01, 2024 through December 31, 2024

Summary

Beginning Balance	$ 3,813,557.25	Average Daily Balance	$ 3,774,847.57
Deposits	$ 215,183.56	Interest Earned	$ 15,183.56
Withdrawals	$ 200,000.00	360 Day Rate	4.6711
Ending Balance	$ 3,828,740.81	365 Day Rate	4.7359

Date	**Activity**	**Deposits**	**Withdrawals**	**Balance**
12/01/2024	FORWARD BALANCE	$ 0.00	$ 0.00	$ 3,813,557.25
12/11/2024	payroll	$ 0.00	$ 200,000.00	$ 3,613,557.25
12/17/2024	funds tr	$ 200,000.00	$ 0.00	$ 3,813,557.25
12/31/2024	REINVESTMENT	$ 15,183.56	$ 0.00	$ 3,828,740.81
12/31/2024	ENDING BALANCE	$ 0.00	$ 0.00	$ 3,828,740.81

STATEMENT OF ACCOUNT

P T I F

U T A H P U B L I C T R E A S U R E R S ' I N V E S T M E N T F U N D

Marlo M. Oaks, Utah State Treasurer, Fund Manager
PO Box 142315
350 N State Street, Suite 180
Salt Lake City, Utah 84114-2315
Local Call (801) 538-1042 Toll Free (800) 395-7665
www.treasurer.utah.gov

WASATCH FRONT REG COUNS/BLDG FD
CFO
41 NORTH RIO GRANDE ST., STE 103
SALT LAKE CTY UT 84101

Account	**Account Period**
8761	December 01, 2024 through December 31, 2024

Summary

Beginning Balance	$ 1,310,040.58	Average Daily Balance	$ 1,310,040.58
Deposits	$ 5,269.37	Interest Earned	$ 5,269.37
Withdrawals	$ 0.00	360 Day Rate	4.6711
Ending Balance	$ 1,315,309.95	365 Day Rate	4.7359

Date	**Activity**	**Deposits**	**Withdrawals**	**Balance**
12/01/2024	FORWARD BALANCE	$ 0.00	$ 0.00	$ 1,310,040.58
12/31/2024	REINVESTMENT	$ 5,269.37	$ 0.00	$ 1,315,309.95
12/31/2024	ENDING BALANCE	$ 0.00	$ 0.00	$ 1,315,309.95

Wasatch Front Regional Council
Wells Fargo
Bank Reconciliation - 01/02/2025 to 01/31/2025

Bank Statement Balance:	**$0.00**
Calculated Book Balance:	**$0.00**
General Ledger Balance:	**$0.00**
Calculated Book Balance vs General Ledger Balance:	**$0.00**

Wasatch Front Regional Council
Wells Fargo
Bank Reconciliation - 01/02/2025 to 01/31/2025

Bank Statement Start Balance:	**$318,988.05**

Reconciled Deposits & Transfers

Type	Reference	Date	Amount
Transfer	final transfer to close WF account	01/02/2025	-318,988.05

Reconciled Deposits & Transfers Total:	**($318,988.05)**
Bank Statement End Balance:	**$0.00**

Wasatch Front Regional Council
Zions Operating
Bank Reconciliation - 01/01/2025 to 01/31/2025

Bank Statement Balance:	**$0.00**

Outstanding Checks & Withdrawals

Payee Name	Reference	Paid Date	Void Date	Amount
Spencer, Ellie	EFT	01/24/2025		648.49

Outstanding Checks & Withdrawals Total:	**$648.49**
Calculated Book Balance:	**($648.49)**
General Ledger Balance:	**($648.49)**
Calculated Book Balance vs General Ledger Balance:	**$0.00**

Wasatch Front Regional Council
Zions Operating
Bank Reconciliation - 01/01/2025 to 01/31/2025

Bank Statement Start Balance: **$0.00**

Reconciled Deposits & Transfers

Type	Reference	Date	Amount
Deposit		01/02/2025	30,077.50
Transfer		01/02/2025	275,036.48
Transfer	final transfer to close WF account	01/02/2025	318,988.05
Transfer		01/03/2025	-315,811.86
Transfer		01/06/2025	-300,000.00
Transfer		01/07/2025	55,982.23
Deposit		01/08/2025	2,000.00
Deposit		01/08/2025	3,000.00
Deposit		01/08/2025	5,622.77
Transfer		01/08/2025	389,989.20
Transfer		01/09/2025	-2,250.00
Transfer		01/14/2025	17,382.69
Deposit		01/14/2025	30,000.00
Transfer		01/15/2025	-5,099.65
Transfer		01/16/2025	-13,500.00
Deposit		01/17/2025	5,622.77
Transfer		01/17/2025	47,640.52
Transfer		01/21/2025	246.74
Deposit		01/22/2025	12,516.03
Transfer		01/22/2025	90,738.79
Transfer		01/24/2025	21,867.14
Transfer		01/27/2025	57,435.87
Transfer		01/29/2025	-281,817.96
Transfer		01/29/2025	300,000.00
Deposit		01/29/2025	506,853.03
Transfer		01/30/2025	-30,841.59
Deposit		01/30/2025	30,921.63

Reconciled Deposits & Transfers Total: **$1,252,600.38**

Reconciled Checks & Withdrawals

Payee Name	Reference	Date	Amount
Jones Cox, Miranda	X999	10/25/2024	0.00
Dahlberg, Christy	X999	12/27/2024	0.00
Jones Cox, Miranda	X999	12/27/2024	0.00
Pearson, Andrea	X999	12/27/2024	0.00
EMI Health	EFT	01/01/2025	165.00
Utah Local Governments Trust (ULGT)	EFT	01/01/2025	489.32
Lincoln Financial Life Ins Co	EFT	01/01/2025	3,011.19
Utah Transit Authority (UTA)	ACH.0102250614.116	01/03/2025	56.25
Les Olson Company	ACH.0102250614.44	01/03/2025	147.72
PGI Services	ACH.0102250614.159	01/03/2025	303.59
PEHP FLEX Benefits	ACH.0102250614.54	01/03/2025	371.05
Jordan River Commission	ACH.0102250614.39	01/03/2025	1,000.00
BYU	ACH.0102250614.308	01/03/2025	1,770.70
Penna Powers Inc	ACH.0102250614.56	01/03/2025	1,835.00
RRJ Consulting	ACH.0102250614.62	01/03/2025	3,000.00
Onward Technology, LLC	ACH.0102250614.326	01/03/2025	4,444.97
Landmark Design	ACH.0102250614.42	01/03/2025	4,791.00
Better City LLC	ACH.0102250614.172	01/03/2025	5,000.00
Avenue Consultants	ACH.0102250614.4	01/03/2025	6,644.82
Utah Division of Finance	ACH.0102250614.81	01/03/2025	6,918.31
GSBS PC	ACH.0102250614.31	01/03/2025	6,976.85
WSP USA Inc	ACH.0102250614.401	01/03/2025	7,522.20
Barker Leavitt, PLLC	ACH.0102250614.6	01/03/2025	8,000.00
Design Workshop, Inc	ACH.0102250614.20	01/03/2025	10,455.00
Resource Systems Group, Inc (RSG)	ACH.0102250614.61	01/03/2025	11,449.44
Horrocks Engineers, LLC	ACH.0102250614.34	01/03/2025	14,308.08
Fielding Group, LLC	ACH.0102250614.26	01/03/2025	37,441.95
PEHP Public Employees Health Program	ACH.0102250614.59	01/03/2025	45,827.10
Kimley Horn	ACH.0102250614.41	01/03/2025	126,849.95
Utah Retirement Systems (URS)	EFT.0106251136.80	01/06/2025	55,982.23
Payroll DD	0110251200	01/10/2025	98,361.97
Health Equity	EFT.0116250947.258	01/14/2025	0.00
Health Equity	eft	01/14/2025	46.20
Utah State Tax Commission	EFT.0114251112.82	01/14/2025	5,421.41

Wasatch Front Regional Council
Zions Operating
Bank Reconciliation - 01/01/2025 to 01/31/2025

Health Equity	EFT.0115251232.258	01/14/2025	5,443.32
Internal Revenue Service	EFT.0114251009.38	01/14/2025	17,382.69
Utah Retirement Systems (URS)	EFT.0116251500.80	01/16/2025	53,263.29
Utah Department of Workforce Services (DWS)	EFT	01/23/2025	367.43
Spencer, Ellie	X999	01/24/2025	-648.49
Utah State Tax Commission	EFT.0123250936.82	01/24/2025	5,307.40
Health Equity	EFT.0123250936.258	01/24/2025	5,443.32
Internal Revenue Service	EFT.0123250936.38	01/24/2025	16,704.78
Utah Retirement Systems (URS)	EFT.0124251217.80	01/24/2025	52,128.47
Payroll DD	0124251200	01/24/2025	103,254.82
Internal Revenue Service	0	01/31/2025	80.04
Les Olson Company	ACH.0129251203.44	01/31/2025	85.91
Department of Technology Services (DTS)	ACH.0129251203.19	01/31/2025	121.20
UNUM Life Insurance Co.	ACH.0129251203.72	01/31/2025	166.80
PGI Services	ACH.0129251203.159	01/31/2025	276.01
GREENbike	ACH.0129251203.30	01/31/2025	300.00
PEHP FLEX Benefits	ACH.0129251203.54	01/31/2025	546.04
Penna Powers Inc	ACH.0129251203.56	01/31/2025	1,290.00
Pelorus Methods	ACH.0129251203.55	01/31/2025	1,550.00
Citta Designs (Citi Design)	ACH.0129251203.364	01/31/2025	2,643.75
Better City LLC	ACH.0129251203.172	01/31/2025	3,300.00
Onward Technology, LLC	ACH.0129251203.326	01/31/2025	4,080.90
Township + Range LLC	ACH.0129251203.70	01/31/2025	6,780.00
Barker Leavitt, PLLC	ACH.0129251203.6	01/31/2025	8,000.00
People + Place	ACH.0129251203.402	01/31/2025	8,998.75
Metro Analytics LLC (Coeur Capital Inc)	ACH.0129251203.290	01/31/2025	9,034.52
Resource Systems Group, Inc (RSG)	ACH.0129251203.61	01/31/2025	10,887.03
High Street Consulting Group, LLC	ACH.0129251203.33	01/31/2025	12,497.50
Horrocks Engineers, LLC	ACH.0129251203.34	01/31/2025	13,107.29
RRJ Consulting	ACH.0129251203.62	01/31/2025	15,000.00
FFKR Architects	ACH.0129251203.25	01/31/2025	22,123.32
Parametrix, Inc	ACH.0129251203.53	01/31/2025	28,136.10
Fielding Group, LLC	ACH.0129251203.26	01/31/2025	38,222.58
Arcadis, a California Partnership	ACH.0129251203.310	01/31/2025	39,799.05
Avenue Consultants	ACH.0129251203.4	01/31/2025	46,865.34
PEHP Public Employees Health Program	ACH.0129251203.59	01/31/2025	47,120.32
Kimley Horn	ACH.0129251203.41	01/31/2025	52,410.60
Wall Consultant Group (WCG)	ACH.0129251203.291	01/31/2025	64,559.06
Logan Simpson Design, Inc	ACH.0129251203.183	01/31/2025	87,133.00
		Reconciled Checks & Withdrawals Total:	**$1,252,353.44**

Charges & Interest

Description	Date	Amount
bank fees	01/31/2025	-246.94
	Charges & Interest Total:	**($246.94)**
	Bank Statement End Balance:	**$0.00**

Wasatch Front Regional Council
Zions Sweep
Bank Reconciliation - 01/01/2025 to 01/31/2025

Bank Statement Balance:	**$705,297.80**
Calculated Book Balance:	**$705,297.80**
General Ledger Balance:	**$705,297.80**
Calculated Book Balance vs General Ledger Balance:	**$0.00**

Wasatch Front Regional Council
Zions Sweep
Bank Reconciliation - 01/01/2025 to 01/31/2025

Bank Statement Start Balance: **$1,010,338.74**

Reconciled Deposits & Transfers

Type	Reference	Date	Amount
Transfer		01/02/2025	-275,036.48
Transfer		01/03/2025	315,811.86
Transfer		01/07/2025	-55,982.23
Transfer		01/08/2025	-389,989.20
Transfer		01/09/2025	2,250.00
Transfer		01/14/2025	-17,382.69
Transfer		01/15/2025	5,099.65
Transfer		01/16/2025	13,500.00
Transfer		01/17/2025	-47,640.52
Transfer		01/21/2025	-246.74
Transfer		01/22/2025	-90,738.79
Transfer		01/24/2025	-21,867.14
Transfer		01/27/2025	-57,435.87
Transfer		01/29/2025	281,817.96
Transfer		01/30/2025	30,841.59

Reconciled Deposits & Transfers Total: **($306,998.60)**

Charges & Interest

Description	Date	Amount
interest	01/31/2025	1,957.66

Charges & Interest Total: **$1,957.66**

Bank Statement End Balance: **$705,297.80**

Wasatch Front Regional Council
Check Register
All Bank Accounts - 01/01/2025 to 01/31/2025

Payee Name	Reference Number	Invoice Number	Invoice Ledger Date	Payment Date	Amount	Description	Ledger Account	Activity Code
Amazon	Pcard-JC	112-4450529-276	01/17/2025	01/17/2025	6.58	Computer Supplies - WD40	105610.10.301200 - Supplies: Local Fu	
Amazon	Pcard-JC	112-4450529-276	01/17/2025	01/17/2025	31.98	Computer Supplies - MP	105610.10.301200 - Supplies: Local Fu	
					$38.56			
					$38.56			
Arcadis, a California Partnership	ACH.01292512	10019322R	12/30/2024	01/31/2025	12,567.54	Central Pointe SAP - July	105340.30.353008 - Consult Serv: SSL	
Arcadis, a California Partnership	ACH.01292512	10019794	12/30/2024	01/31/2025	10,500.00	Central Pointe SAP - Oct	105340.30.353008 - Consult Serv: SSL	
Arcadis, a California Partnership	ACH.01292512	10019962	12/23/2024	01/31/2025	14,931.46	Woods Cross SAP - Nov	105340.50.360211 - Consult Serv: SAP	
Arcadis, a California Partnership	ACH.01292512	10019965	12/26/2024	01/31/2025	1,800.05	Brighton - Nov	105340.30.353009 - Consult Serv: Brig	
					$39,799.05			
					$39,799.05			
Association of Governmental Accoun	Pcard-JC	01212025	01/21/2025	01/21/2025	140.00	AGA Annual Membership - Marian	105810.99.999000 - Dues: Indirect	
					$140.00			
Avenue Consultants	ACH.01022506	11309	12/13/2024	01/03/2025	6,644.82	NTemple Econ Dev Sept	105340.30.353016 - Consult Serv: SLC	
Avenue Consultants	ACH.01292512	11399	12/26/2024	01/31/2025	15,713.75	WJordan Safe Street - Oct	105340.30.353017 - Consult Serv: Wes	
Avenue Consultants	ACH.01292512	11422	12/30/2024	01/31/2025	17,721.45	NTemple Econ Dev Oct	105340.30.353016 - Consult Serv: SLC	
Avenue Consultants	ACH.01292512	11468	12/30/2024	01/31/2025	7,243.75	NTemple Econ Dev Nov	105340.30.353016 - Consult Serv: SLC	
Avenue Consultants	ACH.01292512	11641	12/26/2024	01/31/2025	6,186.39	WJordan Safe Street - Nov	105340.30.353017 - Consult Serv: Wes	
					$46,865.34			
					$53,510.16			
Barker Leavitt, PLLC	ACH.01022506	110-1124	11/30/2024	01/03/2025	8,000.00	Legislative Consulting - Nov	105340.50.341200 - Consult Serv: Legi	
Barker Leavitt, PLLC	ACH.01292512	110-1224	12/26/2024	01/31/2025	8,000.00	Legislative Consulting - Dec	105340.50.341200 - Consult Serv: Legi	
					$16,000.00			
Bed Bath & Beyond	Pcard-JC	01222025.1	01/26/2025	01/26/2025	71.38	Frame for WCV Maps	105610.10.301200 - Supplies: Local Fu	
Bed Bath & Beyond	Pcard-JC	01272025	01/27/2025	01/27/2025	72.96	Frame for WCV Maps - WFRC Chair	105610.10.301200 - Supplies: Local Fu	
					$144.34			
					$144.34			
Better City LLC	ACH.01022506	2070	12/17/2024	01/03/2025	5,000.00	Layton Econ Dev - Nov	105340.30.351039 - Consult Serv: Layt	
Better City LLC	ACH.01292512	2031	01/10/2025	01/31/2025	3,300.00	WFEDD - Oct	105340.50.334201 - Consult Serv: WF	
					$8,300.00			
Bluehost	Pcard_AP	01042025	01/04/2025	01/04/2025	7.79	website domain -WFRC - monthly	105670.99.999000 - Software: Indirect	
					$7.79			
BYU	ACH.01022506	42399#3	12/11/2024	01/03/2025	442.68	UTRAC Research - MAG	105340.40.322215.3429 - Consult Serv	
BYU	ACH.01022506	42399#3	12/11/2024	01/03/2025	1,328.02	UTRAC Research - WFRC	105340.20.322219 - Consult Serv: CP	
					$1,770.70			
					$1,770.70			
Canva	Pcard-RH	01302025	01/30/2025	01/30/2025	149.90	Canva team account - Comm	105311.20.322210 - Subscriptions: CP	
					$149.90			
Capitol Scheduling	Pcard-RH	01162025	01/16/2025	01/16/2025	10.00	Capitol Room Reservation and Cleaning Fee	105610.20.322210 - Supplies: CPG - A	
Capitol Scheduling	Pcard-RH	01162025	01/16/2025	01/16/2025	12.50	Capitol Room Reservation and Cleaning Fee	105610.20.322210 - Supplies: CPG - A	
					$22.50			
					$22.50			

Wasatch Front Regional Council
Check Register
All Bank Accounts - 01/01/2025 to 01/31/2025

Payee Name	Reference Number	Invoice Number	Invoice Ledger Date	Payment Date	Amount	Description	Ledger Account	Activity Code
CBI Parallels	Pcard	correction	01/13/2025	01/13/2025	-0.50		105670.20.322210 - Software: CPG - A	
CBI Parallels	Pcard-RH	01132025	01/13/2025	01/13/2025	107.74	Desktop for Mac - Analytics BG	105670.20.322210 - Software: CPG - A	
					$107.24			
Citta Designs (Citi Design)	ACH.01292512	2024-135	12/31/2024	01/31/2025	2,643.75	Morgan Downtown - Nov	105340.30.352013 - Consult Serv: Mor	
					$2,643.75			
Constant Contact	Pcard RH	01302025	01/30/2025	01/30/2025	173.20	monthly billing - Jan	105670.99.999000 - Software: Indirect	
					$173.20			
Delta Arilines	PCARD_AP	01302025	01/30/2025	01/30/2025	741.96	MATT_NJ _ Delta flight_APearson	105580.20.322210 - Travel: CPG - Adm	
					$741.96			
Department of Technology Services (	ACH.01292512	2503R277000004	12/23/2024	01/31/2025	121.20	GIS Technical Support Sept	105340.20.322222 - Consult Serv: CP	
					$121.20			
Design Workshop, Inc	ACH.01022506	0079859	12/01/2024	01/03/2025	10,455.00	SAP West Jordan Old Bingham Hwy - Nov	105340.50.360207 - Consult Serv: SAP	
					$10,455.00			
EMI Health	EFT	507020250101	01/01/2025	01/01/2025	165.00	telemed - Jan	105210.99.998000 - Fringe Benefits: In	
					$165.00			
Eno Center for Transportation	Pcard-AP	1001512	01/30/2025	01/30/2025	900.00	Eno Transportation Subscription	105311.20.322210 - Subscriptions: CP	
					$900.00			
FFKR Architects	ACH.01292512	24025.02	12/23/2024	01/31/2025	22,123.32	SAP Layton Jul - Oct	105340.50.360209 - Consult Serv: SAP	
					$22,123.32			
Fielding Group, LLC	ACH.01022506	603	12/01/2024	01/03/2025	37,441.95	Building Lease - December	105441.99.999000 - Building Lease Co	
Fielding Group, LLC	ACH.01292512	608	01/01/2025	01/31/2025	38,222.58	Building Lease - January	105441.99.999000 - Building Lease Co	
					$75,664.53			
First Digital	Pcard-AP	01152025	01/15/2025	01/15/2025	400.41	Internet - Jan	105530.99.999000 - Telephone/Data: In	
					$400.41			
GoDaddy.com	Pcard-RH	01232025	01/23/2025	01/23/2025	199.98	Annual GIS.wfrc.org renewal	105610.20.322210 - Supplies: CPG - A	
					$199.98			
Google LLC	Pcard-RH	01012025	01/01/2025	01/01/2025	56.19	Cloud Storage - Dec.	105670.99.999000 - Software: Indirect	
					$56.19			
GREENbike	ACH.01292512	29	01/15/2025	01/31/2025	300.00	Annual passes 2025	105580.20.322210 - Travel: CPG - Adm	
					$300.00			
GSBS PC	ACH.01022506	43867	12/13/2024	01/03/2025	6,976.85	Sandy General Plan and SAP - Nov	105340.50.360216 - Consult Serv: SAP	
					$6,976.85			
Harmons	Pcard-RH	01292025	01/29/2025	01/29/2025	19.86	Snacks for Leg Session meetings	105610.10.301200 - Supplies: Local Fu	
					$19.86			
Health Equity	eft	756emj2	01/14/2025	01/14/2025	46.20	HSA fees - Jan	105210.99.998000 - Fringe Benefits: In	
Health Equity	EFT.011525123	PR010325-258	01/10/2025	01/14/2025	5,443.32	HSA	1022500 - HSA W/H Payable	

Wasatch Front Regional Council
Check Register
All Bank Accounts - 01/01/2025 to 01/31/2025

Payee Name	Reference Number	Invoice Number	Invoice Ledger Date	Payment Date	Amount	Description	Ledger Account	Activity Code
Health Equity	EFT.011625094	01142024	12/31/2024	01/14/2025	198.71	HSA Correction - KW	1015800 - Suspense	
Health Equity	EFT.011625094	PR122024-258	01/10/2025	01/14/2025	-198.71	HSA	1022500 - HSA W/H Payable	
					$0.00			
Health Equity	EFT.012325093	PR011725-258	01/24/2025	01/24/2025	5,443.32	HSA	1022500 - HSA W/H Payable	
					$10,932.84			
High Street Consulting Group, LLC	ACH.01292512	8745	12/31/2024	01/31/2025	239.30	Unified plan financial model - Nov Cache	105340.40.322215.3422 - Consult Serv	
High Street Consulting Group, LLC	ACH.01292512	8745	12/31/2024	01/31/2025	357.44	Unified plan financial model - Nov Dixie	105340.40.322215.3422 - Consult Serv	
High Street Consulting Group, LLC	ACH.01292512	8745	12/31/2024	01/31/2025	1,218.80	Unified plan financial model - Nov MAG	105340.40.322215.3422 - Consult Serv	
High Street Consulting Group, LLC	ACH.01292512	8745	12/31/2024	01/31/2025	3,124.38	Unified plan financial model - Nov UTA	105340.40.322215.3422 - Consult Serv	
High Street Consulting Group, LLC	ACH.01292512	8745	12/31/2024	01/31/2025	3,183.45	Unified plan financial model - Nov WFRC	105340.20.322215.3422 - Consult Serv	
High Street Consulting Group, LLC	ACH.01292512	8745	12/31/2024	01/31/2025	4,374.13	Unified plan financial model - Nov UDOT	105340.40.322215.3422 - Consult Serv	
					$12,497.50			
					$12,497.50			
Horrocks Engineers, LLC	ACH.01022506	90880	12/10/2024	01/03/2025	14,308.08	Millcreek Master Trail - Nov	105340.30.353014 - Consult Serv: Millc	
Horrocks Engineers, LLC	ACH.01292512	91465	01/10/2025	01/31/2025	13,107.29	Millcreek Master Trail - Dec	105340.30.353014 - Consult Serv: Millc	
					$27,415.37			
Internal Revenue Service	0	PR102524-38	10/25/2024	01/31/2025	80.04	Medicare Tax	1021000 - Federal Tax W/H Payable	
Internal Revenue Service	EFT.011425100	PR010325-38	01/10/2025	01/14/2025	3,837.58	Medicare Tax	1021000 - Federal Tax W/H Payable	
Internal Revenue Service	EFT.011425100	PR010325-38	01/10/2025	01/14/2025	13,539.35	Federal Income Tax	1021000 - Federal Tax W/H Payable	
Internal Revenue Service	EFT.011425100	PR122024-38	01/10/2025	01/14/2025	5.76	Medicare Tax	1021000 - Federal Tax W/H Payable	
					$17,382.69			
Internal Revenue Service	EFT.012325093	PR011725-38	01/24/2025	01/24/2025	3,770.54	Medicare Tax	1021000 - Federal Tax W/H Payable	
Internal Revenue Service	EFT.012325093	PR011725-38	01/24/2025	01/24/2025	12,934.24	Federal Income Tax	1021000 - Federal Tax W/H Payable	
					$16,704.78			
					$34,167.51			
IslandPress/Chicago Books	Pcard-JC	01132025	01/13/2025	01/13/2025	59.53	Urban Bikeway Design Guide	105330.20.322210 - Training: CPG - Ad	
					$59.53			
Jordan River Commission	ACH.01022506	2024-21	12/17/2024	01/03/2025	1,000.00	2024 Golden Spoke Sponsor	105610.10.301200 - Supplies: Local Fu	
					$1,000.00			
Kimley Horn	ACH.01022506	29822240	12/10/2024	01/03/2025	3,325.00	Weber County ATP - Oct FINAL	105340.30.351026 - Consult Serv: Web	
Kimley Horn	ACH.01022506	29822241	12/10/2024	01/03/2025	6,536.00	Perry Hwy 89 - Oct	105340.30.351040 - Consult Serv: Perr	
Kimley Horn	ACH.01022506	29822242	12/09/2024	01/03/2025	33,113.75	Power District - Oct	105340.50.334500 - Consult Serv: Pow	
Kimley Horn	ACH.01022506	30071867	12/09/2024	01/03/2025	12,518.68	SWSLCO - Oct UTA	105340.40.322215.0033 - Consult Serv	
Kimley Horn	ACH.01022506	30071867	12/09/2024	01/03/2025	12,518.69	SWSLCO - Oct MAG	105340.40.322215.0033 - Consult Serv	
Kimley Horn	ACH.01022506	30071867	12/09/2024	01/03/2025	21,281.77	SWSLCO - Oct UDOT	105340.40.322215.0033 - Consult Serv	
Kimley Horn	ACH.01022506	30071867	12/09/2024	01/03/2025	37,556.06	SWSLCO - Oct WFRC	105340.30.352016 - Consult Serv: SLS	
					$126,849.95			
Kimley Horn	ACH.01292512	30183298	12/30/2024	01/31/2025	39,605.00	Power District - Nov	105340.50.334500 - Consult Serv: Pow	
Kimley Horn	ACH.01292512	30383298	01/13/2025	01/31/2025	1,520.75	SWSLCO - Nov WFRC	105340.30.352016 - Consult Serv: SLS	
Kimley Horn	ACH.01292512	30383298	01/13/2025	01/31/2025	2,352.32	SWSLCO - Nov WFRC	105340.20.322215.0033 - Consult Serv	
Kimley Horn	ACH.01292512	30383298	01/13/2025	01/31/2025	2,859.23	SWSLCO - Nov MAG	105340.40.322215.0033 - Consult Serv	
Kimley Horn	ACH.01292512	30383298	01/13/2025	01/31/2025	2,859.23	SWSLCO - Nov UTA	105340.40.322215.0033 - Consult Serv	
Kimley Horn	ACH.01292512	30383298	01/13/2025	01/31/2025	3,214.07	SWSLCO - Nov UDOT	105340.40.322215.0033 - Consult Serv	
					$52,410.60			
					$179,260.55			

Wasatch Front Regional Council
Check Register
All Bank Accounts - 01/01/2025 to 01/31/2025

Payee Name	Reference Number	Invoice Number	Invoice Ledger Date	Payment Date	Amount	Description	Ledger Account	Activity Code
Landmark Design	ACH.01022506	25	06/30/2024	01/03/2025	3,375.00	Cottonwood Heights General Plan Aug	105340.30.330254 - Consult Serv: Cott	
Landmark Design	ACH.01022506	26	06/30/2024	01/03/2025	1,416.00	Cottonwood Heights General Plan May	105340.30.330254 - Consult Serv: Cott	
					$4,791.00			
					$4,791.00			
Les Olson Company	ACH.01022506	EA1483327	11/30/2024	01/03/2025	147.72	Copier Usage - Nov	105610.99.999000 - Supplies: Indirect	
Les Olson Company	ACH.01292512	EA1494581	12/27/2024	01/31/2025	85.91	Copier Usage Dec	105610.99.999000 - Supplies: Indirect	
					$233.63			
Lincoln Financial Life Ins Co	EFT	4783981239	01/01/2025	01/01/2025	3,011.19	Life, LTD, STD - Jan	1022300 - Lincoln Life Insurance W/H	
					$3,011.19			
Lincoln Institute of Land Policy	Pcard-Jc	R5NFB8G34NV	01/21/2025	01/21/2025	1,700.00	2025 Fundamentals of Municipal Finance Credential	105330.30.330200 - Training: TLC Adm	
					$1,700.00			
Logan Simpson Design, Inc	ACH.01292512	35527	12/30/2024	01/31/2025	55,818.00	Holladay General Plan - Oct-Nov	105340.30.353012 - Consult Serv: Holl	
Logan Simpson Design, Inc	ACH.01292512	35809	12/27/2024	01/31/2025	31,315.00	Ogden SAP - Nov	105340.50.360212 - Consult Serv: SAP	
					$87,133.00			
					$87,133.00			
Make Stickers	Pcard-JC	17231632	01/10/2025	01/10/2025	72.84	logo stickers	105610.10.301200 - Supplies: Local Fu	
					$72.84			
Metro Analytics LLC (Coeur Capital I	ACH.01292512	17	01/01/2025	01/31/2025	9,034.52	Ec Analysis UTP - FINAL UTA	105340.40.322215.0031 - Consult Serv	
					$9,034.52			
Metropolis	Pcard-JC	01102025	01/10/2025	01/10/2025	389.00	Parking Validation for WFRC Meeting attendees (De	105610.20.322210 - Supplies: CPG - A	
					$389.00			
Mountain District ITE	Pcard-JC	01282025	01/28/2025	01/28/2025	540.00	Annual ITE Conference - Analytics	105330.20.322210 - Training: CPG - Ad	
Mountain District ITE	Pcard-JC	01282025	01/28/2025	01/28/2025	540.00	Annual ITE Conference - LRP	105330.20.322210 - Training: CPG - Ad	
					$1,080.00			
					$1,080.00			
National Association of Regional Co	Pcard-AP	01132025	01/13/2025	01/13/2025	675.00	NARC Annual Conference - Ted	105330.20.322210 - Training: CPG - Ad	
					$675.00			
NY Times	Pcard-RH	01202025	01/20/2025	01/20/2025	17.00	NY Times monthly subscription	105610.10.301200 - Supplies: Local Fu	
					$17.00			
ODP	Pcard-JC	01312025	01/31/2025	01/31/2025	26.26	Office supplies - SAP Printing Paper	105610.30.330200 - Supplies: TLC Ad	
					$26.26			
Onward Technology, LLC	ACH.01022506	82247	12/17/2024	01/03/2025	364.07	Touchscreen Monitor repair	105610.10.301200 - Supplies: Local Fu	
Onward Technology, LLC	ACH.01022506	82267	12/01/2024	01/03/2025	12.00	NCE Power Bi Pro - Dec KB	105670.20.322210 - Software: CPG - A	
Onward Technology, LLC	ACH.01022506	82267	12/01/2024	01/03/2025	1,026.00	Google Workspace - Dec	105670.99.999000 - Software: Indirect	
Onward Technology, LLC	ACH.01022506	82267	12/01/2024	01/03/2025	3,042.90	Maintenance - Dec	105430.99.999000 - Maintenance: Indir	
					$4,444.97			
Onward Technology, LLC	ACH.01292512	82399	01/01/2025	01/31/2025	12.00	NCE Power Bi Pro - Jan KB	105670.20.322210 - Software: CPG - A	
Onward Technology, LLC	ACH.01292512	82399	01/01/2025	01/31/2025	1,026.00	Google Workspace - Jan	105670.99.999000 - Software: Indirect	
Onward Technology, LLC	ACH.01292512	82399	01/01/2025	01/31/2025	3,042.90	Maintenance - Jan	105430.99.999000 - Maintenance: Indir	
					$4,080.90			
					$8,525.87			

Wasatch Front Regional Council
Check Register
All Bank Accounts - 01/01/2025 to 01/31/2025

Payee Name	Reference Number	Invoice Number	Invoice Ledger Date	Payment Date	Amount	Description	Ledger Account	Activity Code
OpenAI	Pcard-JC	46A120F00002	01/23/2025	01/23/2025	649.50	AI TEAM Subscription - Analytics	105670.20.322210 - Software: CPG - A	
					$649.50			
Parametrix, Inc	ACH.01292512	62543	12/31/2024	01/31/2025	17,838.13	Shield's Lane - Nov	105340.30.353015 - Consult Serv: Sout	
Parametrix, Inc	ACH.01292512	63125	01/10/2025	01/31/2025	10,297.97	Midvale TMP - Dec FINAL	105340.30.353013 - Consult Serv: Midv	
					$28,136.10			
					$28,136.10			
PEHP FLEX Benefits	ACH.01022506	PR120624-54	12/13/2024	01/03/2025	371.05	Flex Spend Acct	1022400 - Flexible Spending Account	
PEHP FLEX Benefits	ACH.01292512	PR010325-54	01/10/2025	01/31/2025	174.99	Flex Spend Acct	1022400 - Flexible Spending Account	
PEHP FLEX Benefits	ACH.01292512	PR122024-54	12/27/2024	01/31/2025	371.05	Flex Spend Acct	1022400 - Flexible Spending Account	
					$546.04			
					$917.09			
PEHP Public Employees Health Pro	ACH.01022506	440362	12/01/2024	01/03/2025	45,827.10	Health, Dental & Vision - Dec	1022000 - PEHP Insurance W/H Payab	
PEHP Public Employees Health Pro	ACH.01292512	458747	01/01/2025	01/31/2025	47,120.32	Health, Dental & Vision - Jan	1022000 - PEHP Insurance W/H Payab	
					$92,947.42			
Pelorus Methods	ACH.01292512	250101	01/01/2025	01/31/2025	1,550.00	Qtr billing 1/1 - 3/31	105670.99.999000 - Software: Indirect	
					$1,550.00			
Penna Powers Inc	ACH.01022506	029296	12/09/2024	01/03/2025	280.00	Website redesign - Oct	105340.20.322224 - Consult Serv: CP	
Penna Powers Inc	ACH.01022506	029296	12/09/2024	01/03/2025	1,555.00	Strategic Communications - Oct	105340.20.322224 - Consult Serv: CP	
					$1,835.00			
Penna Powers Inc	ACH.01292512	029395	12/31/2024	01/31/2025	1,290.00	Strategi Communications - Nov	105340.20.322224 - Consult Serv: CP	
					$3,125.00			
People + Place	ACH.01292512	110124	12/30/2024	01/31/2025	8,998.75	Mixed Use Centers - Oct	105340.50.324100 - Consult Serv: Mixe	
					$8,998.75			
PGI Services	ACH.01022506	MI12923	12/17/2024	01/03/2025	303.59	breakroom supplies	105610.10.301200 - Supplies: Local Fu	
PGI Services	ACH.01292512	MI13400	01/15/2025	01/31/2025	276.01	breakroom supplies	105610.10.301200 - Supplies: Local Fu	
					$579.60			
Posit Software/ShinyApps	Pcard-AP	01132025	01/13/2025	01/13/2025	53.04	RAM Subscription - Analytics Group	105670.20.322210 - Software: CPG - A	
					$53.04			
Resource Systems Group, Inc (RSG)	ACH.01022506	53126	12/10/2024	01/03/2025	1,144.94	Travel Demand Mode Choice - Oct UTA	105340.40.322215.0019 - Consult Serv	
Resource Systems Group, Inc (RSG)	ACH.01022506	53126	12/10/2024	01/03/2025	2,289.89	Travel Demand Mode Choice - Oct MAG	105340.40.322215.0019 - Consult Serv	
Resource Systems Group, Inc (RSG)	ACH.01022506	53126	12/10/2024	01/03/2025	2,289.89	Travel Demand Mode Choice - Oct UDOT	105340.40.322215.0019 - Consult Serv	
Resource Systems Group, Inc (RSG)	ACH.01022506	53126	12/10/2024	01/03/2025	5,724.72	Travel Demand Mode Choice - Oct WFRC	105340.20.322215.0019 - Consult Serv	
					$11,449.44			
Resource Systems Group, Inc (RSG)	ACH.01292512	53211	12/27/2024	01/31/2025	315.86	Travel Demand Mode Choice - Nov MAG	105340.40.322215.3429 - Consult Serv	
Resource Systems Group, Inc (RSG)	ACH.01292512	53211	12/27/2024	01/31/2025	947.59	Travel Demand Mode Choice - Nov WFRC	105340.20.322219 - Consult Serv: CP	
Resource Systems Group, Inc (RSG)	ACH.01292512	53211	12/27/2024	01/31/2025	962.34	Travel Demand Mode Choice - Nov UTA	105340.40.322215.0019 - Consult Serv	
Resource Systems Group, Inc (RSG)	ACH.01292512	53211	12/27/2024	01/31/2025	1,924.71	Travel Demand Mode Choice - Nov MAG	105340.40.322215.0019 - Consult Serv	
Resource Systems Group, Inc (RSG)	ACH.01292512	53211	12/27/2024	01/31/2025	1,924.71	Travel Demand Mode Choice - Nov UDOT	105340.40.322215.0019 - Consult Serv	
Resource Systems Group, Inc (RSG)	ACH.01292512	53211	12/27/2024	01/31/2025	4,811.82	Travel Demand Mode Choice - Nov WFRC	105340.20.322215.0019 - Consult Serv	
					$10,887.03			
					$22,336.47			

Wasatch Front Regional Council
Check Register
All Bank Accounts - 01/01/2025 to 01/31/2025

Payee Name	Reference Number	Invoice Number	Invoice Ledger Date	Payment Date	Amount	Description	Ledger Account	Activity Code
RRJ Consulting	ACH.01022506	WFRC202412	12/01/2024	01/03/2025	3,000.00	Legislative Consulting - Dec	105340.50.341200 - Consult Serv: Legi	
RRJ Consulting	ACH.01292512	WFRC202501	01/01/2025	01/31/2025	15,000.00	Legislative Consulting - Jan	105340.50.341200 - Consult Serv: Legi	
					$18,000.00			
Salt Lake City Print	Pcard-RH	01072025	01/07/2025	01/07/2025	230.00	Branded Fitted Tablecloth	105610.20.322224 - Supplies: CPG - P	
					$230.00			
Sam's Club	Pcard-RH	01272025	01/27/2025	01/27/2025	55.85	Snacks for Leg Session meetings	105610.10.301200 - Supplies: Local Fu	
					$55.85			
Smith's	Pcard-JC	01162025	01/16/2025	01/16/2025	15.45	RGC Refreshments	105610.10.301200 - Supplies: Local Fu	
					$15.45			
Spencer, Ellie	EFT	1242025a	01/24/2025	01/24/2025	648.49	Bank Account Correction	1015800 - Suspense	
Spencer, Ellie	X999	1242025	01/24/2025	01/24/2025	-648.49	Bank Account Correction	1015800 - Suspense	
					$0.00			
Township + Range LLC	ACH.01292512	2409-01	12/26/2024	01/31/2025	600.28	Draper Town Center SAP - July - Nov	105340.30.330255 - Consult Serv: Dra	
Township + Range LLC	ACH.01292512	2409-01	12/26/2024	01/31/2025	4,769.72	Draper Town Center SAP - July - Nov	105340.50.360217 - Consult Serv: SAP	
Township + Range LLC	ACH.01292512	2409-02	01/14/2025	01/31/2025	1,410.00	Draper Town Center SAP - Dec	105340.50.360217 - Consult Serv: SAP	
					$6,780.00			
					$6,780.00			
UNUM Life Insurance Co.	ACH.01292512	010125	01/01/2025	01/31/2025	166.80	LTC - Jan	105210.99.998000 - Fringe Benefits: In	
					$166.80			
USPS	Pcard-JC	01242025	01/24/2025	01/24/2025	17.85	Mailing WCV Maps to DC	105610.10.301200 - Supplies: Local Fu	
					$17.85			
Utah Association of Counties UAC	Pcard-JC	01092025	01/09/2025	01/09/2025	72.54	UAC Day on the Hill - MJC, AG	105330.20.322210 - Training: CPG - Ad	
					$72.54			
Utah Department of Workforce Servi	EFT	012325	01/23/2025	01/23/2025	367 43	UI Q4 2024	105210.99.998000 - Fringe Benefits: In	
					$367.43			
Utah Division of Finance	ACH.01022506	25123461506004	12/10/2024	01/03/2025	763.57	Pcard - AP	1020190 - P-Card Clearing	
Utah Division of Finance	ACH.01022506	25123461506012	12/10/2024	01/03/2025	273.87	Pcard - RH	1020190 - P-Card Clearing	
Utah Division of Finance	ACH.01022506	25123461506020	12/10/2024	01/03/2025	5,421.87	Pcard - JC	1020190 - P-Card Clearing	
Utah Division of Finance	ACH.01022506	25123461506037	12/10/2024	01/03/2025	459.00	Pcard - AG	1020190 - P-Card Clearing	
					$6,918.31			
					$6,918.31			
Utah Local Governments Trust (ULG	EFT	1617523	01/01/2025	01/01/2025	489.32	Worker's Comp - January	105210.99.998000 - Fringe Benefits: In	
					$489.32			
Utah Retirement Systems (URS)	EFT.010625113	PR122024-80	12/27/2024	01/06/2025	508.40	Loan	1023300 - Loan Payment W/H Payable	
Utah Retirement Systems (URS)	EFT.010625113	PR122024-80	12/27/2024	01/06/2025	1,123.32	Roth IRA	1023200 - Roth IRA W/H Payable	
Utah Retirement Systems (URS)	EFT.010625113	PR122024-80	12/27/2024	01/06/2025	1,967.93	URS 401(k) Tier 2	1023000 - 401(k) W/H Payable	
Utah Retirement Systems (URS)	EFT.010625113	PR122024-80	12/27/2024	01/06/2025	6,499.47	401(k) DC	1023000 - 401(k) W/H Payable	
Utah Retirement Systems (URS)	EFT.010625113	PR122024-80	12/27/2024	01/06/2025	6,958.05	457(b)	1023100 - 457(b) W/H Payable	
Utah Retirement Systems (URS)	EFT.010625113	PR122024-80	12/27/2024	01/06/2025	19,098.93	401(k) EE & Match	1023000 - 401(k) W/H Payable	
Utah Retirement Systems (URS)	EFT.010625113	PR122024-80	12/27/2024	01/06/2025	19,826.13	URS State Retirement	1023000 - 401(k) W/H Payable	
					$55,982.23			

Wasatch Front Regional Council
Check Register
All Bank Accounts - 01/01/2025 to 01/31/2025

Payee Name	Reference Number	Invoice Number	Invoice Ledger Date	Payment Date	Amount	Description	Ledger Account	Activity Code
Utah Retirement Systems (URS)	EFT.011625150	PR010325-80	01/10/2025	01/16/2025	508.40	Loan	1023300 - Loan Payment W/H Payable	
Utah Retirement Systems (URS)	EFT.011625150	PR010325-80	01/10/2025	01/16/2025	1,273.32	Roth IRA	1023200 - Roth IRA W/H Payable	
Utah Retirement Systems (URS)	EFT.011625150	PR010325-80	01/10/2025	01/16/2025	1,993.80	URS 401(k) Tier 2	1023000 - 401(k) W/H Payable	
Utah Retirement Systems (URS)	EFT.011625150	PR010325-80	01/10/2025	01/16/2025	6,669.89	401(k) DC	1023000 - 401(k) W/H Payable	
Utah Retirement Systems (URS)	EFT.011625150	PR010325-80	01/10/2025	01/16/2025	7,013.75	457(b)	1023100 - 457(b) W/H Payable	
Utah Retirement Systems (URS)	EFT.011625150	PR010325-80	01/10/2025	01/16/2025	15,487.89	401(k) EE & Match	1023000 - 401(k) W/H Payable	
Utah Retirement Systems (URS)	EFT.011625150	PR010325-80	01/10/2025	01/16/2025	20,316.24	URS State Retirement	1023000 - 401(k) W/H Payable	
					$53,263.29			
Utah Retirement Systems (URS)	EFT.012425121	PR011725-80	01/24/2025	01/24/2025	508.40	Loan	1023300 - Loan Payment W/H Payable	
Utah Retirement Systems (URS)	EFT.012425121	PR011725-80	01/24/2025	01/24/2025	1,123.32	Roth IRA	1023200 - Roth IRA W/H Payable	
Utah Retirement Systems (URS)	EFT.012425121	PR011725-80	01/24/2025	01/24/2025	2,597.65	URS 401(k) Tier 2	1023000 - 401(k) W/H Payable	
Utah Retirement Systems (URS)	EFT.012425121	PR011725-80	01/24/2025	01/24/2025	6,513.00	401(k) DC	1023000 - 401(k) W/H Payable	
Utah Retirement Systems (URS)	EFT.012425121	PR011725-80	01/24/2025	01/24/2025	7,013.76	457(b)	1023100 - 457(b) W/H Payable	
Utah Retirement Systems (URS)	EFT.012425121	PR011725-80	01/24/2025	01/24/2025	15,178.90	401(k) EE & Match	1023000 - 401(k) W/H Payable	
Utah Retirement Systems (URS)	EFT.012425121	PR011725-80	01/24/2025	01/24/2025	19,193.44	URS State Retirement	1023000 - 401(k) W/H Payable	
					$52,128.47			
					$161,373.99			
Utah State Tax Commission	EFT.011425111	PR010325-82	01/10/2025	01/14/2025	5,421.41	State Income Tax	1021200 - State Tax W/H Payable	
Utah State Tax Commission	EFT.012325093	PR011725-82	01/24/2025	01/24/2025	5,307.40	State Income Tax	1021200 - State Tax W/H Payable	
					$10,728.81			
Utah Transit Authority (UTA)	ACH.01022506	112224	12/17/2024	01/03/2025	56.25	Single use passes	105580.20.322210 - Travel: CPG - Adm	
Utah Transit Authority (UTA)	Pcard-AP	01162025	01/16/2025	01/16/2025	400.00	UTA Farepay Cards Reloads	105580.20.322210 - Travel: CPG - Adm	
Utah Transit Authority (UTA)	Pcard-AP	01312025	01/31/2025	01/31/2025	200.00	UTA Farepay Cards Reloads	105580.20.322210 - Travel: CPG - Adm	
					$600.00			
					$656.25			
Wall Consultant Group (WCG)	ACH.01292512	15330	12/26/2024	01/31/2025	14,906.07	Clearfield Master Plan - Oct	105340.30.351041 - Consult Serv: Clea	
Wall Consultant Group (WCG)	ACH.01292512	15333	12/30/2024	01/31/2025	3,544.32	Bluffdale ATP Oct	105340.30.353018 - Consult Serv: Bluff	
Wall Consultant Group (WCG)	ACH.01292512	15482	12/30/2024	01/31/2025	42,933.67	S Jordan SAP - Nov	105340.50.360214 - Consult Serv: SAP	
Wall Consultant Group (WCG)	ACH.01292512	15498	12/30/2024	01/31/2025	3,175.00	Bluffdale ATP Nov	105340.30.353018 - Consult Serv: Bluff	
					$64,559.06			
					$64,559.06			
Weber State University (WSU)	Pcard-JC	01082025	01/08/2025	01/08/2025	20.00	Utah Air Quality (Sci. for Solutions) KB registration	105330.20.322210 - Training: CPG - Ad	
					$20.00			
WSP USA Inc	ACH.01022506	40120366	12/10/2024	01/03/2025	7,522.20	SAP West Valley - Nov	105340.50.360213 - Consult Serv: SAP	
					$7,522.20			
Zephyr Transport	Pcard-JC	CC9056720001	01/23/2025	01/23/2025	25.00	Annual Membership - Chris Day	105810.20.322210 - Dues: CPG - Admi	
					$25.00			
Zero Fatalities	Pcard-JC	01222025	01/22/2025	01/22/2025	150.00	Zero Fatalities Conf - Kip Billings	105330.20.322210 - Training: CPG - Ad	
					$150.00			
					$1,060,395.93			

Commercial Checking Acct Public Funds

Account number: [redacted] ■ January 1, 2025 - January 31, 2025 ■ Page 1 of 1

WELLS FARGO

WASATCH FRONT REGIONAL COUNCIL/WASATCH
FRONT ECONOMIC DEVELOPMENT DISTRICT
41 N RIO GRANDE ST STE 103
SALT LAKE CITY UT 84101-1385

Questions?

Call your Customer Service Officer or Client Services
1-800-AT WELLS (1-800-289-3557)
5:00 AM TO 6:00 PM Pacific Time Monday - Friday

Online: wellsfargo.com

Write: Wells Fargo Bank, N. A. (119)
Gib - Local Government (Utah)
P.O. Box 6995
Portland, OR 97228-6995

Account summary

Commercial Checking Acct Public Funds

Account number	*Beginning balance*	*Total credits*	*Total debits*	*Closing balance*
[redacted]	$318,988.05	$0.00	-$318,988.05	$0.00

Debits

Electronic debits/bank debits

Effective date	*Posted date*	*Amount*	*Transaction detail*
	01/02	318,988.05	ACH Prep Origintn - Wasatch Front Re - File 7878782339 Coid 1870285777
	01/14	0.00	Payoff Debit, Non-Interest Without Fee
		$318,988.05	**Total electronic debits/bank debits**
		$318,988.05	**Total debits**

Daily ledger balance summary

Date	*Balance*	*Date*	*Balance*	*Date*	*Balance*
12/31	318,988.05	01/02	0.00	01/14	0.00

Average daily ledger balance **$10,289.93**

©2010 Wells Fargo Bank, N.A.
All rights reserved. Member FDIC.

ZIONS BANK®

PO BOX 26547
SALT LAKE CITY, UT 84126-0547

Statement of Accounts

This Statement: January 31, 2025
Last Statement: December 31, 2024

Primary Account: [redacted]

Direct Inquiries to:
800-789-2265
WWW.ZIONSBANK.COM

0002729 1424-06-0000-ZFN-PG0007-00002

WASATCH FRONT REGIONAL COUNCIL
WASATCH FRONT ECONOMIC DEVELOPMENT
DISTRICT
41 N RIO GRANDE ST STE 103
SALT LAKE CITY, UT 84101-1385

WE HAVEN'T FORGOTTEN WHO KEEPS US IN BUSINESS. ®

SUMMARY OF ACCOUNT BALANCE

Account Type	Account Number	Account Ending Balance
BUSINESS INSPIRE CHECKING	[redacted]	$0.00

BUSINESS INSPIRE CHECKING [redacted] 0151

	Previous Balance	Deposits/Credits	Withdrawals/Debits	Checks Processed	Ending Balance
Count:		20	27	0	
Amount:	0.00	2,202,569.93	2,202,569.93-	0.00	0.00

DEPOSITS/CREDITS

Posting Date	Effective Date	Amount	Description
01/02	01/02	30,077.50	UTAH TRANSIT AUT UTA EFT REF # 02436 6007126323 UTAH TRANSIT
01/02	01/02	275,036.48	INVESTMENT SWEEP FROM WASATCH FRONT REGIONAL 8077 004050833
01/03	01/03	318,988.05	WASATCH FRONT RE Transfer REF # 02500 2009598501 WASATCH FRO
01/07	01/07	5,000.00	RDC DEPOSIT - MOBILE
01/07	01/07	55,982.23	INVESTMENT SWEEP FROM WASATCH FRONT REGIONAL 8077 002853876
01/08	01/08	5,622.77	FINET EFT 8019577760 REF # 02500 7003520719 FINET EFT 200000
01/08	01/08	389,989.20	INVESTMENT SWEEP FROM WASATCH FRONT REGIONAL 8077 002703524
01/14	01/14	30,000.00	RDC DEPOSIT - MOBILE
01/14	01/14	17,382.69	INVESTMENT SWEEP FROM WASATCH FRONT REGIONAL 8077 002706669
01/17	01/17	5,622.77	MOUNTAINLAND ASC 1.16.25 REF # 02501 6002578832 MOUNTAINLAND
01/17	01/17	47,640.52	INVESTMENT SWEEP FROM WASATCH FRONT REGIONAL 8077 003168326
01/21	01/21	246.74	INVESTMENT SWEEP FROM WASATCH FRONT REGIONAL 8077 005693341
01/22	01/22	12,516.03	ASAP GRANT PAY REF # 02502 1005771710 ASAP 9051036803GRANT P
01/22	01/22	90,738.79	INVESTMENT SWEEP FROM WASATCH FRONT REGIONAL 8077 002822513
01/24	01/24	648.49	*GENERATED_FROM_TRACE:025022006878183 IND._ID:11 5 WASATCH F
01/24	01/24	21,867.14	INVESTMENT SWEEP FROM WASATCH FRONT REGIONAL 8077 003025532
01/27	01/27	57,435.87	INVESTMENT SWEEP FROM WASATCH FRONT REGIONAL 8077 004710685
01/29	01/29	300,000.00	Utah State Treas MIXED REF # 02502 8001796428 Utah State Tre
01/29	01/29	506,853.03	FINET EFT 8019577760 REF # 02502 9002017217 FINET EFT 200000
01/30	01/30	30,921.63	FINET EFT 8019577760 REF # 02503 0003665067 FINET EFT 200000

CHARGES/DEBITS

Posting Date	Effective Date	Amount	Description
01/02	01/02	305,113.98-	ACH OFFSET WASATCH FRONT PAYABLES REF # 02500 2008038808 WAS
01/03	01/03	165.00-	EMI HEALTH INS PREM REF # 02500 2008516985 EMI HEALTH 938945
01/03	01/03	3,011.19-	+Lincoln Nationa EDI PYMNTS REF # 02500 2009606390 +Lincoln
01/03	01/03	315,811.86-	INVESTMENT SWEEP TO WASATCH FRONT REGIONAL CO 8077 003660076
01/07	01/07	55,982.23-	UTAH STATE RETIR URS PAYMNT REF # 02500 7003332085 UTAH STAT
01/08	01/08	300,000.00-	Utah State Treas MIXED REF # 02500 7004119783 Utah State Tre
01/08	01/08	98,361.97-	ACH OFFSET WASATCH FRONT PAYROLL REF # 02500 8004868976 WASA
01/09	01/09	2,250.00-	INVESTMENT SWEEP TO WASATCH FRONT REGIONAL CO 8077 002504663
01/14	01/14	5.76-	IRS USATAXPYMT REF # 02501 4009882644 IRS 3387702000USATAXPY

ZIONS BANK®

January 31, 2025
WASATCH FRONT REGIONAL COUNCIL
[redacted]

PO BOX 26547
SALT LAKE CITY, UT 84126-0547

Continued ...

Posting Date	Effective Date	Amount	Description
01/14	01/14	17,376.93-	IRS USATAXPYMT REF # 02501 4009882645 IRS 3387702000USATAXPY
01/15	01/15	489.32-	UT LOCAL GOVT TR INSURANCE REF # 02501 4009537839 UT LOCAL G
01/15	01/15	5,489.62-	HEALTHEQUITY INC HealthEqui REF # 02501 5000394217 HEALTHEQU
01/15	01/15	5,421.41-	UTAH801/297-7703 TAX PAYMNT REF # 02501 5000471554 UTAH801/2
01/15	01/15	5,099.65-	INVESTMENT SWEEP TO WASATCH FRONT REGIONAL CO 8077 002782204
01/16	01/16	13,500.00-	INVESTMENT SWEEP TO WASATCH FRONT REGIONAL CO 8077 002694570
01/17	01/17	53,263.29-	UTAH STATE RETIR URS PAYMNT REF # 02501 7003189323 UTAH STAT
01/21	01/21	246.74-	ANALYSIS SERVICE FEE
01/22	01/22	103,254.82-	ACH OFFSET WASATCH FRONT PAYROLL REF # 02502 2007045443 WASA
01/24	01/24	367.43-	WORKFORCE SERVIC UTAH UITAX REF # 02502 3008261053 WORKFORCE
01/24	01/24	16,704.78-	IRS USATAXPYMT REF # 02502 3008025843 IRS 3387702000USATAXPY
01/24	01/24	5,443.42-	HEALTHEQUITY INC HealthEqui REF # 02502 4008705932 HEALTHEQU
01/27	01/27	5,307.40-	UTAH801/297-7703 TAX PAYMNT REF # 02502 7009407652 UTAH801/2
01/27	01/27	52,128.47-	UTAH STATE RETIR URS PAYMNT REF # 02502 7009618120 UTAH STAT
01/29	01/29	525,035.07-	ACH OFFSET WASATCH FRONT PAYABLES REF # 02502 9003035519 WAS
01/29	01/29	281,817.96-	INVESTMENT SWEEP TO WASATCH FRONT REGIONAL CO 8077 002520249
01/30	01/30	80.04-	IRS USATAXPYMT REF # 02503 0004272685 IRS 3387702000USATAXPY
01/30	01/30	30,841.59-	INVESTMENT SWEEP TO WASATCH FRONT REGIONAL CO 8077 002607820

CHECKS PROCESSED

There were no transactions this period.

ACTIVITY COUNT

	During this period
Total Items	47

AGGREGATE OVERDRAFT AND RETURNED ITEM FEES

	Total for This Period	Total Year-to-Date
Total Overdraft Fees	$0.00	$0.00
Total Returned Item Fees	$0.00	$0.00

To learn more about our other products and services that may lower the cost of managing account overdrafts or to discuss removing overdraft coverage from your account, please contact Customer Service or visit your local branch.

DAILY BALANCE

Date	Balance	Date	Balance	Date	Balance
01/01	$0.00	01/09	$0.00	01/15	$13,500.00
01/07	$5,000.00	01/14	$30,000.00	01/16	$0.00
01/08	$2,250.00				

INTEREST

Interest Earned This Statement Period	$0.00	Number Of Days This Statement Period	31
Interest Paid Year-To-Date 2025	$0.00		

Current interest rate is 0.0000%
Interest rate changes this period:

Date	Rate
01/24	0.0000%

ZIONS BANK®

PO BOX 26547
SALT LAKE CITY, UT 84126-0547

Statement of Accounts

This Statement: January 31, 2025
Last Statement: December 31, 2024

Primary Account: [redacted]

Direct Inquiries to:
800-789-2265
WWW.ZIONSBANK.COM

0002215 1424-06-0000-ZFN-PG0007-00000

WASATCH FRONT REGIONAL COUNCIL
41 N RIO GRANDE ST STE 103
SALT LAKE CITY, UT 84101-1385

WE HAVEN'T FORGOTTEN WHO KEEPS US IN BUSINESS. ®

SUMMARY OF ACCOUNT BALANCE

Account Type	*Account Number*	*Account Ending Balance*
GOLD BUSINESS SWEEP	[redacted]	$705,297.80

GOLD BUSINESS SWEEP [redacted]

0291

	Previous Balance	*Deposits/Credits*	*Withdrawals/Debits*	*Checks Processed*	*Ending Balance*
Count:		7	9	0	
Amount:	1,010,338.74	651,278.72	956,319.66-	0.00	705,297.80

DEPOSITS/CREDITS

Posting Date	*Effective Date*	*Amount*	*Description*
01/03	01/03	315,811.86	INVESTMENT SWEEP FROM WASATCH FRONT REGIONAL 5983 003660076
01/09	01/09	2,250.00	INVESTMENT SWEEP FROM WASATCH FRONT REGIONAL 5983 002504663
01/15	01/15	5,099.65	INVESTMENT SWEEP FROM WASATCH FRONT REGIONAL 5983 002782204
01/16	01/16	13,500.00	INVESTMENT SWEEP FROM WASATCH FRONT REGIONAL 5983 002694570
01/29	01/29	281,817.96	INVESTMENT SWEEP FROM WASATCH FRONT REGIONAL 5983 002520249
01/30	01/30	30,841.59	INVESTMENT SWEEP FROM WASATCH FRONT REGIONAL 5983 002607820
01/31	01/31	1,957.66	INTEREST PAYMENT

CHARGES/DEBITS

Posting Date	*Effective Date*	*Amount*	*Description*
01/02	01/02	275,036.48-	INVESTMENT SWEEP TO WASATCH FRONT REGIONAL CO 5983 004050833
01/07	01/07	55,982.23-	INVESTMENT SWEEP TO WASATCH FRONT REGIONAL CO 5983 002853876
01/08	01/08	389,989.20-	INVESTMENT SWEEP TO WASATCH FRONT REGIONAL CO 5983 002703524
01/14	01/14	17,382.69-	INVESTMENT SWEEP TO WASATCH FRONT REGIONAL CO 5983 002706669
01/17	01/17	47,640.52-	INVESTMENT SWEEP TO WASATCH FRONT REGIONAL CO 5983 003168326
01/21	01/21	246.74-	INVESTMENT SWEEP TO WASATCH FRONT REGIONAL CO 5983 005693341
01/22	01/22	90,738.79-	INVESTMENT SWEEP TO WASATCH FRONT REGIONAL CO 5983 002822513
01/24	01/24	21,867.14-	INVESTMENT SWEEP TO WASATCH FRONT REGIONAL CO 5983 003025532
01/27	01/27	57,435.87-	INVESTMENT SWEEP TO WASATCH FRONT REGIONAL CO 5983 004710685

CHECKS PROCESSED

There were no transactions this period.

ACTIVITY COUNT

	During this period
Total Items	16

ZIONS BANK®

January 31, 2025
WASATCH FRONT REGIONAL COUNCIL
[redacted]

PO BOX 26547
SALT LAKE CITY, UT 84126-0547

AGGREGATE OVERDRAFT AND RETURNED ITEM FEES

	Total for This Period	*Total Year-to-Date*
Total Overdraft Fees	$0.00	$0.00
Total Returned Item Fees	$0.00	$0.00

To learn more about our other products and services that may lower the cost of managing account overdrafts or to discuss removing overdraft coverage from your account, please contact Customer Service or visit your local branch.

DAILY BALANCE

Date	*Balance*	*Date*	*Balance*	*Date*	*Balance*
01/01	$1,010,338.74	01/14	$590,010.00	01/24	$448,116.46
01/02	$735,302.26	01/15	$595,109.65	01/27	$390,680.59
01/03	$1,051,114.12	01/16	$608,609.65	01/29	$672,498.55
01/07	$995,131.89	01/17	$560,969.13	01/30	$703,340.14
01/08	$605,142.69	01/21	$560,722.39	01/31	$705,297.80
01/09	$607,392.69	01/22	$469,983.60		

INTEREST

Interest Earned This Statement Period	$1,957.66	Number Of Days This Statement Period	31
Interest Paid Year-To-Date 2025	$1,957.66		
Interest Paid Last Year 2024	$3,430.20		

Please retain this statement. Interest paid on your account in 2024 was $3,430.20.
Current interest rate is 3.5200%
Interest rate changes this period:

Date	*Rate*	*Date*	*Rate*	*Date*	*Rate*	*Date*	*Rate*
01/02	3.5500%	01/03	3.5300%	01/07	3.5000%	01/30	3.5000%

STATEMENT OF ACCOUNT

P T I F

U T A H P U B L I C T R E A S U R E R S ' I N V E S T M E N T F U N D

Marlo M. Oaks, Utah State Treasurer, Fund Manager
PO Box 142315
350 N State Street, Suite 180
Salt Lake City, Utah 84114-2315
Local Call (801) 538-1042 Toll Free (800) 395-7665
www.treasurer.utah.gov

WASATCH FRONT REGIONAL COUNCIL
CFO
41 NO. RIO GRANDE ST., STE 103
SALT LAKE CTY UT 84101

Account	**Account Period**
533	January 01, 2025 through January 31, 2025

Summary

Beginning Balance	$ 3,828,740.81	Average Daily Balance	$ 4,031,966.62
Deposits	$ 315,564.14	Interest Earned	$ 15,564.14
Withdrawals	$ 300,000.00	360 Day Rate	4.4828
Ending Balance	$ 3,844,304.95	365 Day Rate	4.5451

Date	**Activity**	**Deposits**	**Withdrawals**	**Balance**
01/01/2025	FORWARD BALANCE	$ 0.00	$ 0.00	$ 3,828,740.81
01/08/2025	funds tr	$ 300,000.00	$ 0.00	$ 4,128,740.81
01/29/2025	funds tr	$ 0.00	$ 300,000.00	$ 3,828,740.81
01/31/2025	REINVESTMENT	$ 15,564.14	$ 0.00	$ 3,844,304.95
01/31/2025	ENDING BALANCE	$ 0.00	$ 0.00	$ 3,844,304.95

{Effective: 01/31/2025} *The GASB Fair Value factor at December 31, 2024 is 1.00186367*

STATEMENT OF ACCOUNT

P T I F

U T A H P U B L I C T R E A S U R E R S ' I N V E S T M E N T F U N D

Marlo M. Oaks, Utah State Treasurer, Fund Manager
PO Box 142315
350 N State Street, Suite 180
Salt Lake City, Utah 84114-2315
Local Call (801) 538-1042 Toll Free (800) 395-7665
www.treasurer.utah.gov

WASATCH FRONT REG COUNS/BLDG FD
CFO
41 NORTH RIO GRANDE ST., STE 103
SALT LAKE CTY UT 84101

Account	Account Period
8761	January 01, 2025 through January 31, 2025

Summary

Beginning Balance	$ 1,315,309.95	Average Daily Balance	$ 1,315,309.95
Deposits	$ 5,077.34	Interest Earned	$ 5,077.34
Withdrawals	$ 0.00	360 Day Rate	4.4828
Ending Balance	$ 1,320,387.29	365 Day Rate	4.5451

Date	Activity	Deposits	Withdrawals	Balance
01/01/2025	FORWARD BALANCE	$ 0.00	$ 0.00	$ 1,315,309.95
01/31/2025	REINVESTMENT	$ 5,077.34	$ 0.00	$ 1,320,387.29
01/31/2025	ENDING BALANCE	$ 0.00	$ 0.00	$ 1,320,387.29

{Effective: 01/31/2025} *The GASB Fair Value factor at December 31, 2024 is 1.00186367*

DATE: March 20, 2025
AGENDA ITEM: **2**
SUBJECT: 2025 Utah Legislative Session Overview and Federal Transportation Reauthorization Principles
PREPARED BY: Miranda Jones Cox, Government Affairs Manager

At the Wasatch Front Regional Council (WFRC) meeting, the Council will hear an update on transportation and growth-related outcomes from the 2025 Legislative General Session, and an update on federal transportation legislation.

BACKGROUND:

State: After multiple years of significant, new investments in Utah's multimodal transportation system, the state continued building on that investment in the 2025 Legislative Session to promote quality of life as Utah grows. And though this session did not lead to significant new transportation-related appropriations or policy shifts comparable to recent years, in part due to a relatively flat budget year for appropriators, a number of relevant transportation, housing, and economic development related bills and appropriations were passed and funded.

WFRC staff prepared this detailed 2025 Legislative Session Wrap Up. Information on specific bills and appropriations can also be included in the WFRC 2025 Bill Tracker and WFRC 2025 Appropriations Tracker.

Federal: The current federal multi-year surface transportation authorization legislation — the Infrastructure Investment and Jobs Act (IIJA) — expires on September 30, 2026. Utah's transportation agencies and partners have jointly developed key *principles* for a multi-year reauthorization to keep Utah moving, and will further develop *policy priorities* for core programs to be authorized in the legislation. These shared principles and priorities are aimed at advancing the collaborative work between Utah's transportation stakeholders, as embodied in Utah's Unified Transportation Plan.

RECOMMENDATION:

This item is for information only.

CONTACT PERSON:

Miranda Jones Cox, 436-691-3043, miranda@wfrc.org

DATE: March 20, 2025
AGENDA ITEM: **4a**
SUBJECT: Report on Board Modifications to the 2025-2030 TIP
PREPARED BY: Ben Wuthrich, Transportation Improvement Program Coordinator

BACKGROUND:

Since the last meeting of the Wasatch Front Regional Council (WFRC), WFRC received requests to modify the current 2025-2030 Transportation Improvement Program (TIP). The modification required action from Trans Com (since WFRC was not meeting) and the Utah Transportation Commission but did not require a new air quality conformity analysis or a 30-day public comment period. The modification is attached to the approved resolution.

RECOMMENDATION:

This item is for information only.

CONTACT PERSON:

Ben Wuthrich (801) 647-3228

EXHIBIT:

Resolution adopting Amendment Four to the 2025-2030 TIP

RESOLUTION OF THE WASATCH FRONT REGIONAL COUNCIL
AMENDING THE 2025 - 2030
TRANSPORTATION IMPROVEMENT PROGRAM

WHEREAS, the Wasatch Front Regional Council is the officially designated Metropolitan Planning Organization for the Salt Lake and the Ogden/ Layton Urbanized Areas and, as such, has the responsibility for developing a Transportation Improvement Program, and

WHEREAS, a Transportation Improvement Program is to include all federally funded highway and transit projects scheduled for the next six years, and

WHEREAS, the Utah Department of Transportation, the State Transportation Commission, the Utah Transit Authority, and the Wasatch Front Regional Council and its local jurisdictions desire to amend the 2025-2030 Transportation Improvement Program (TIP) to include and / or modify the projects on the attached project description list, and

WHEREAS, the U.S. Department of Transportation Metropolitan Planning Regulations Paragraph 450.326(a) requires that "the TIP . . . be updated at least every four years, and be approved by the MPO and the Governor," and

WHEREAS, the Statewide Air Quality Implementation Plan includes traffic control measures for reducing air pollutant emissions for the Salt Lake and the Ogden/ Layton Urbanized Areas and budgets for mobile source emissions, and

WHEREAS, the projects included in the proposed Transportation Improvement Program amendment are either included in Phase 1 of the Regional Transportation Plan or are not regionally significant, or are included in the 2025-2030 TIP or are exempt projects that do not need to be reviewed for air quality conformity and consistency with the State Implementation Plan according to 40 CFR Part 93.126 Table 2 Exempt Projects, and

WHEREAS, the proposed Transportation Improvement Program amendment had a public review and comment opportunity at the Trans Com meeting on February 20, 2024, and all comments were carefully considered,

NOW THEREFORE LET IT BE RESOLVED, that Trans Com as delegated by the Wasatch Front Regional Council

(1) Approves Amendment Four to the 2025-2030 Transportation Improvement Program as attached,

(2) Finds that the TIP conforms to and is consistent with the State Implementation Plan for Salt Lake, Davis, western Weber, and southern Box Elder Counties, and

(3) Finds that the development of the Transportation Improvement Program is based on a currently certified transportation planning process.

Commissioner Jim Harvey
Vice Chair
Trans Com

Andrew S. Gruber
Executive Director
Wasatch Front Regional Council

Date: February 20, 2025

2025-2030 Transportation Improvement Program (TIP) (Amendment Four)

Board Modification

Scope Change

Salt Lake

Level of Conformity Analysis	County	Sponsor	Facility	FUNC	PIN	Project Location	Concept/ Type of Improvement	Funding Source	Project Estimated Cost	Currently Funded Amount	Action	Funding Amount	Year
1	Salt Lake	UTA	5600 West	Bus Route	7650	5600 West Core Route	Right-of-way & Construction of the 5600 West Core Route *Change to - Expound CNG Fueling Facility which will support the CNG vehicles on the 5600 West Core Route Project*	CMAQ_WFRC - (Federal Funds) (Congestion Mitigation/ Air Quality - WFRC))	$2,145,232	$2,000,000	*Scope Change*	**$0**	2025
								Local_Govt (Local Government Funds)		$145,232			

Original	The original scope - 5600 West Bus Rapid Transit (BRT) Phase I; 2700 South to 6200 South - Was for ROW & Construction of Bus Rapid Transit (BRT) (Not to be used for Bus Purchase)
Proposed	After carefully analyzing the 5600 West project funding resources, the project team recommends adjusting how the funding sources are spent in order to use them most effectively. They request that the $2M originally approved for right of way and construction be used instead to expand the CNG Fueling Facility which will support the CNG vehicles that will be used on the 5600 West Core Route project; the right of way and construction phase will be covered with other funding.

Scope Change

Tooele

Level of Conformity Analysis	County	Sponsor	Facility	FUNC	PIN	Project Location	Concept/ Type of Improvement	Funding Source	Project Estimated Cost	Currently Funded Amount	Action	Funding Amount	Year
1	Tooele	Tooele County	Soundwall Trail	Trail	19738	Tooele County Soundwall Trail; SR-138 to Village Blvd	Construction of new Soundwall Trail; SR-138 to Village Blvd *Proposed Limits - Soundwall Trail; Village Blvd to Mill Pond Park*	ST_TIF_ACT80 (Statewide - Transportation Investment Funds - Active Transportation 80)	$668,000	$534,400	*Scope Change*	**$0**	2025
								Local_Govt (Local Government Funds)		$133,600			

Original	The original scope - The scope of the Tooele County Soundwall Trail; SR-138 to Village Blvd project to build a trail from Village Blvd to SR-138 (Pole Canyon Rd.)
Proposed	During design, the project team is working with Stansbury Park on the trail alignment, and preliminary estimates are showing the project is underfunded. To accommodate the funding available and a proposed future alignment change, Stansbury Park has requested the trail end at Mill Pond Park (0.75 Miles short of the original application). This will tie into Stansbury Park's Master Trail Plan. Shortening the distance allows Stansbury Park to construct the trail with current funding.

Level of Conformity Analysis: **1** - Exempt from Conformity Determination, **2** - Funding Adjustments Only, **3** - Needs Letter From FHWA that existing Conformity Determination is Still Valid

2025-2030 Transportation Improvement Program (TIP) (Amendment Four)

Board Modification

Additional Funding

Ogden / Layton

Level of Conformity Analysis	County	Sponsor	Facility	FUNC	PIN	Project Location	Concept/ Type of Improvement	Funding Source	Project Estimated Cost	Currently Funded Amount	Action	Funding Amount	Year
2	Davis	Layton	Ped/ Bike Overpass	NA	20317	Kay's Creek Trail Ped/ Bike Overpass at the Layton FrontRunner Station	New Construction of Ped/ Bike Railroad Overpass	CARBON_O/L - (Federal Funds) (Carbon Reduction Program - Ogden/ Layton - WFRC))	$12,568,100	$800,000	*Additional Funding*		2025
								CMAQ_WFRC - (Federal Funds) (Congestion Mitigation/ Air Quality - Ogden/ Layton - WFRC))		$1,254,160		**$510,000**	
								LOCAL_GOVT (Local Government Funds)		$2,505,000		**$1,000,000**	
								ST_TIF_ACT (State Transportation Investment Funds - Active Transportation)		$3,600,000		**$900,000**	

Original	Project will construct a Pedestrian Overpass Bridge to Span the Width of the Union Pacific/ FrontRunner railway corridor and touch down immediately next to the FrontRunner Station. Elements of the pedestrian overpass proposed include an elevator as well as a stairway for accessing the bridge on each side.
Proposed	During the process of preparing the permitting and construction documents for bidding it was determined that the estimated cost of the overpass had increased. To date, the City has been able to secure an additional $900,000 of external funding through the State, is requesting $510,000 in additional funding from WFRC, has committed to bring an additional $1M in City funds, and is in the process of working with other resources to secure the remaining $2M.

Additional Funding

Ogden / Layton

Level of Conformity Analysis	County	Sponsor	Facility	FUNC	PIN	Project Location	Concept/ Type of Improvement	Funding Source	Project Estimated Cost	Currently Funded Amount	Action	Funding Amount	Year
2	Weber	UDOT	I-84	Freeway	14264	I-84; Over Weber River and UPRR Bridge Replacement	Replace Two Structures Carrying I-84 Eastbound and Westbound over the Weber River and UPRR	NHPP_BR - (Federal Funds) (National Highway Performance Program - Bridge))	$55,500,000	$20,463,000	*Additional Funding*		2025
								STP_BRIDGE - (Federal Funds) (Surface Transportation Program - Bridge)		$9,037,000			
								STP_FLX_ST - (Federal Funds) (Surface Transportation Program - Flexible (Anyarea) Statewide)		$13,000,000			
								ST_BRIDGE (State Construction - Bridge Program)		$9,500,000		**$3,500,000**	

Original	This project will replace two structures carrying I-84 eastbound and westbound over the Weber River and UPRR in Weber Canyon. These bridges were constructed in 1965, have had multiple prior rehabilitations, and have reached the end of their service life, necessitating replacement.
Proposed	Bids were opened on January 14, and the low bid received was 107% of the Engineer's Estimate. In order to maintain an appropriate construction contingency and proceed with the necessary replacement, the additional funds would be required. .

Level of Conformity Analysis: **1** - Exempt from Conformity Determination, **2** - Funding Adjustments Only, **3** - Needs Letter From FHWA that existing Conformity Determination is Still Valid

2025-2030 Transportation Improvement Program (TIP) (Amendment Four)

Board Modification

Additional Funding

Salt Lake Area

Level of Conformity Analysis	County	Sponsor	Facility	FUNC	PIN	Project Location	Concept/ Type of Improvement	Funding Source	Project Estimated Cost	Currently Funded Amount	Action	Funding Amount	Year
2	Salt Lake	South Jordan	Riverfront Parkway	Minor Collector	15914	Riverfront Parkway; 11050 South 11400 South	Widen from 3 to 5 lanes including curb, gutter, sidewalk, park strip, intersection improvements, and necessary street lights.	STP_URB_SL - (Federal Funds) (Surface Transportation Program - Urban Area Salt Lake (WFRC))	$4,852,600	$1,632,271	*Additional Funding*	**$1,400,000**	2025
								LOCAL_GOVT (Local Government Funds)		$208,629		**$1,611,700**	

Original	This section is heavily traveled and needs widening to accommodate the additional traffic and reduce queue lengths. Project will widen Riverfront Parkway from a 3 lane to a 5 lane facility including improvements of the curb, gutter, sidewalk, park strip, street lighting, and intersection geometry.
Proposed	South Jordan is requesting additional federal funding and significantly increasing local funding because of the following: During the project design phase and the finalization of the construction estimate South Jordan identified a significant funding gap due to the increased cost of the Right of Way, impacts to the intersection at 11400 South, and overall project cost escalation from inflation and market conditions.

New Project

Tooele

Level of Conformity Analysis	County	Sponsor	Facility	FUNC	PIN	Project Location	Concept/ Type of Improvement	Funding Source	Project Estimated Cost	Currently Funded Amount	Action	Funding Amount	Year
1	Tooele	UDOT	I-80	Freeway	22316	I-80; MP 53 to MP 55	Pavement Repairs	TSP_R2 (Transportation Solutions Program - Region Two)	$4,000,000	$0	*New Project*	**$4,000,000**	2025

Original	N/A
Proposed	The scope of the I-80; milepoint 53 to milepoint 55 pavement repairs project is to remove and replace 4” of pavement. This section of roadway has seen early lifecycle deterioration between the asphalt layers causing rutting issues.

Level of Conformity Analysis: **1** - Exempt from Conformity Determination, **2** - Funding Adjustments Only, **3** - Needs Letter From FHWA that existing Conformity Determination is Still Valid

DATE: March 20, 2025
AGENDA ITEM: **4b**
SUBJECT: **ACTION:** Board Modifications to the 2025-2030 TIP
PREPARED BY: Ben Wuthrich, Transportation Improvement Program Coordinator

BACKGROUND:

The Wasatch Front Regional Council (WFRC) has received requests to modify the current 2025-2030 Transportation Improvement Program (TIP) with the attached list of projects. This modification requires action from the Regional Council and the Transportation Commission but does not require an air quality conformity analysis or 30-day public comment period. The requested modification is listed with the attached resolution.

RECOMMENDATIONS:

WFRC staff recommends that the Regional Council make a motion "to approve the attached resolution to modify the 2025-2030 TIP as requested."

CONTACT PERSON:

Ben Wuthrich (801) 647-3228

EXHIBIT:

Resolution adopting Amendment Five to the 2025-2030 TIP

RESOLUTION OF THE WASATCH FRONT REGIONAL COUNCIL
AMENDING THE 2025 - 2030
TRANSPORTATION IMPROVEMENT PROGRAM

WHEREAS, the Wasatch Front Regional Council is the officially designated Metropolitan Planning Organization for the Salt Lake and the Ogden/ Layton Urbanized Areas and, as such, has the responsibility for developing a Transportation Improvement Program, and

WHEREAS, a Transportation Improvement Program is to include all federally funded highway and transit projects scheduled for the next six years, and

WHEREAS, the Utah Department of Transportation, the State Transportation Commission, the Utah Transit Authority, and the Wasatch Front Regional Council and its local jurisdictions desire to amend the 2025-2030 Transportation Improvement Program (TIP) to include and / or modify the projects on the attached project description list, and

WHEREAS, the U.S. Department of Transportation Metropolitan Planning Regulations Paragraph 450.326(a) requires that "the TIP . . . be updated at least every four years, and be approved by the MPO and the Governor," and

WHEREAS, the Statewide Air Quality Implementation Plan includes traffic control measures for reducing air pollutant emissions for the Salt Lake and the Ogden/ Layton Urbanized Areas and budgets for mobile source emissions, and

WHEREAS, the projects included in the proposed Transportation Improvement Program amendment are either included in Phase 1 of the Regional Transportation Plan or are not regionally significant, or are included in the 2025-2030 TIP or are exempt projects that do not need to be reviewed for air quality conformity and consistency with the State Implementation Plan according to 40 CFR Part 93.126 Table 2 Exempt Projects, and

WHEREAS, the proposed Transportation Improvement Program amendment had a public review and comment opportunity at the Regional Council meeting on March 27, 2025, and all comments were carefully considered,

NOW THEREFORE LET IT BE RESOLVED, that the Wasatch Front Regional Council

(1) Approves Amendment Five to the 2025-2030 Transportation Improvement Program as attached,

(2) Finds that the TIP conforms to and is consistent with the State Implementation Plan for Salt Lake, Davis, western Weber, and southern Box Elder Counties, and

(3) Finds that the development of the Transportation Improvement Program is based on a currently certified transportation planning process.

Mayor Dawn Ramsey Chair Wasatch Front Regional Council	Andrew S. Gruber Executive Director Wasatch Front Regional Council

Date: March 27, 2025

2025-2030 Transportation Improvement Program (TIP) (Amendment Five)

Board Modification

New Project

Salt Lake

Level of Conformity Analysis	County	Sponsor	Facility	FUNC	PIN	Project Location	Concept/ Type of Improvement	Funding Source	Project Estimated Cost	Currently Funded Amount	Action	Funding Amount	Year
1	Salt Lake	UDOT	Pioneer Trail	NA	22695	Pioneer Trail along State Street from North Temple to 300 North	New Bike/ Pedestrian Facility	ST_TSP (Statewide - Transportation Solutions Program)	$800,000	$0	*New Project*	**$800,000**	2025

Original	N/A
Proposed	The project is part of the Pioneer Trail Project that will enhance pedestrian safety along State Street from North Temple to 300 North. These improvements include pedestrian bulbouts at cross street intersections and the removal of the existing southbound right turn pocket, which will be combined into a shared thru-right lane. Once complete, these enhancements will provide space for local partners to add landscaping upgrades, wayfinding signage upgrades, and public art throughout project limits. This project will also add space in the center of the recently completed roundabout at the intersection of 300N and State Street to allow for aesthetic improvements. A Salt Lake City mobility study will be completed per legislative bill 195 before beginning.

Level of Conformity Analysis: **1** - Exempt from Conformity Determination, **2** - Funding Adjustments Only, **3** - Needs Letter From FHWA that existing Conformity Determination is Still Valid

DATE: March 20, 2025
AGENDA ITEM: **4c**
SUBJECT: Obligations of federal transportation funds during FFY 2024
PREPARED BY: Ben Wuthrich, Transportation Improvement Program Coordinator

BACKGROUND:

The Infrastructure Investment and Jobs Act (IIJA), the most recent federal transportation authorization bill approved November 2021, requires all metropolitan planning organizations (MPO), state transportation departments, and public transportation operators to cooperate in preparing a report of federal funds obligated during the immediately preceding year. The WFRC staff, with the help of UDOT and UTA, has prepared a report of obligated federal, and local and state match funding during federal fiscal year 2024 (October 1, 2023, through September 30, 2024). For the State of Utah, these federal funds currently represent about twenty percent of the total highway and transit revenues.

RECOMMENDATION:

This item is for information only.

CONTACT PERSON:

Ben Wuthrich (801) 647-3228

EXHIBIT:

Summary of FFY 2024 Funds Obligated

Obligation

The Federal Highway Administration (FHWA) defines "obligation" as the federal government's legal commitment to reimburse the States or other entities for the Federal share of a project's eligible costs.

IIJA (The Infrastructure Investment and Jobs Act), most commonly known as the Bipartisan Infrastructure Bill and originally in the House as the INVEST in America Act, is a United States federal statute enacted by the 117th United States Congress and signed into law by President Joe Biden on November 15, 2021, requires all metropolitan planning organizations (MPO), state transportation departments, and public transportation operators to cooperate in preparing a report of federal funds obligated during the immediately preceding year. The WFRC staff, with the help of UDOT and UTA, has prepared a report of obligated federal, and local and state match funding during federal fiscal year 2024 (October 1, 2023 through September 30, 2024).

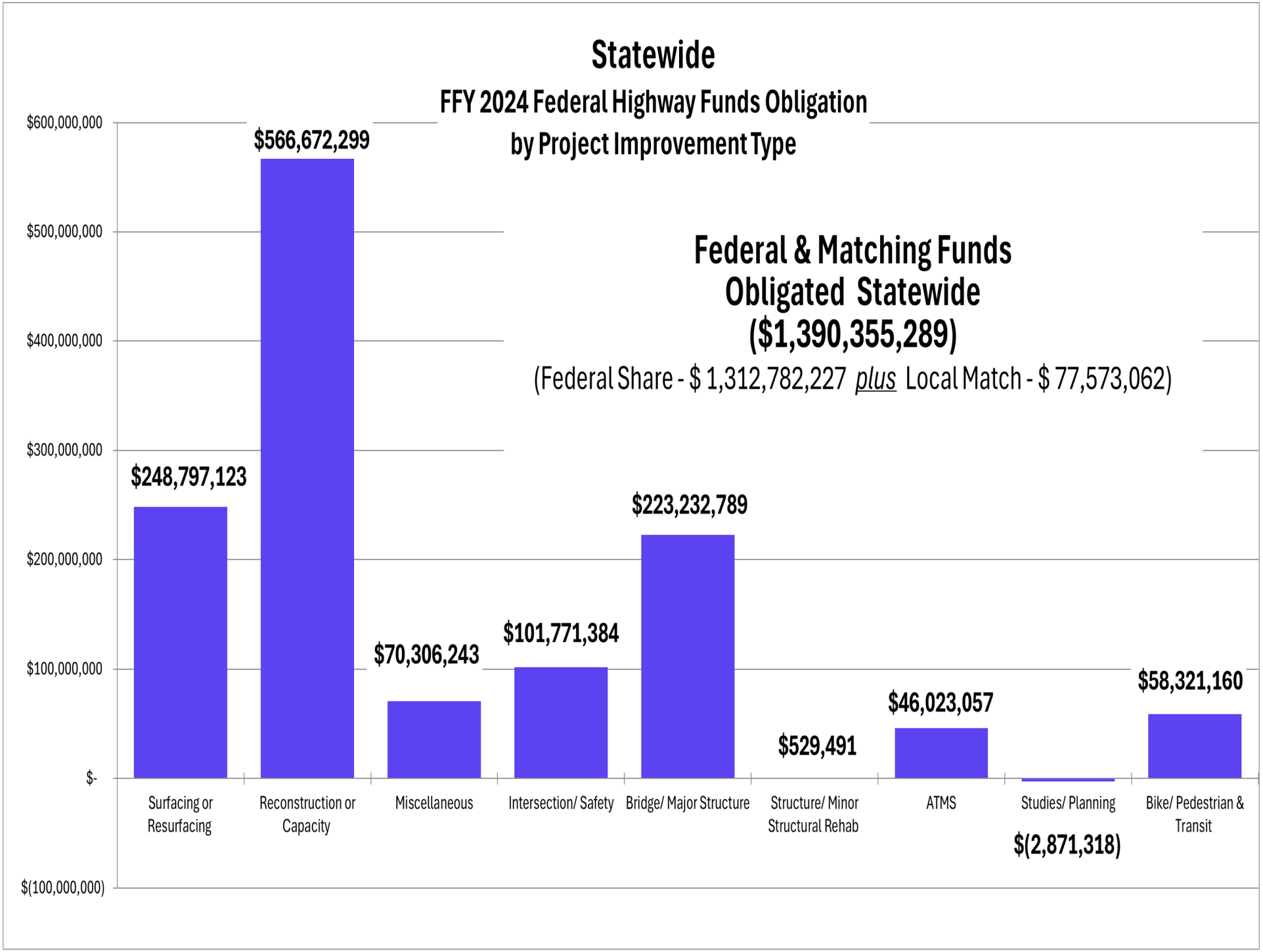
Statewide
FFY 2024 Federal Highway Funds Obligation
by Project Improvement Type
Federal & Matching Funds
Obligated Statewide
($1,390,355,289)
(Federal Share - $ 1,312,782,227 plus Local Match - $ 77,573,062)
$600,000,000
$500,000,000
$400,000,000
$300,000,000
$200,000,000
$100,000,000
$-
$(100,000,000)
$248,797,123
$566,672,299
$70,306,243
$101,771,384
$223,232,789
$529,491
$46,023,057
$(2,871,318)
$58,321,160
Surfacing or Resurfacing
Reconstruction or Capacity
Miscellaneous
Intersection/ Safety
Bridge/ Major Structure
Structure/ Minor Structural Rehab
ATMS
Studies/ Planning
Bike/ Pedestrian & Transit

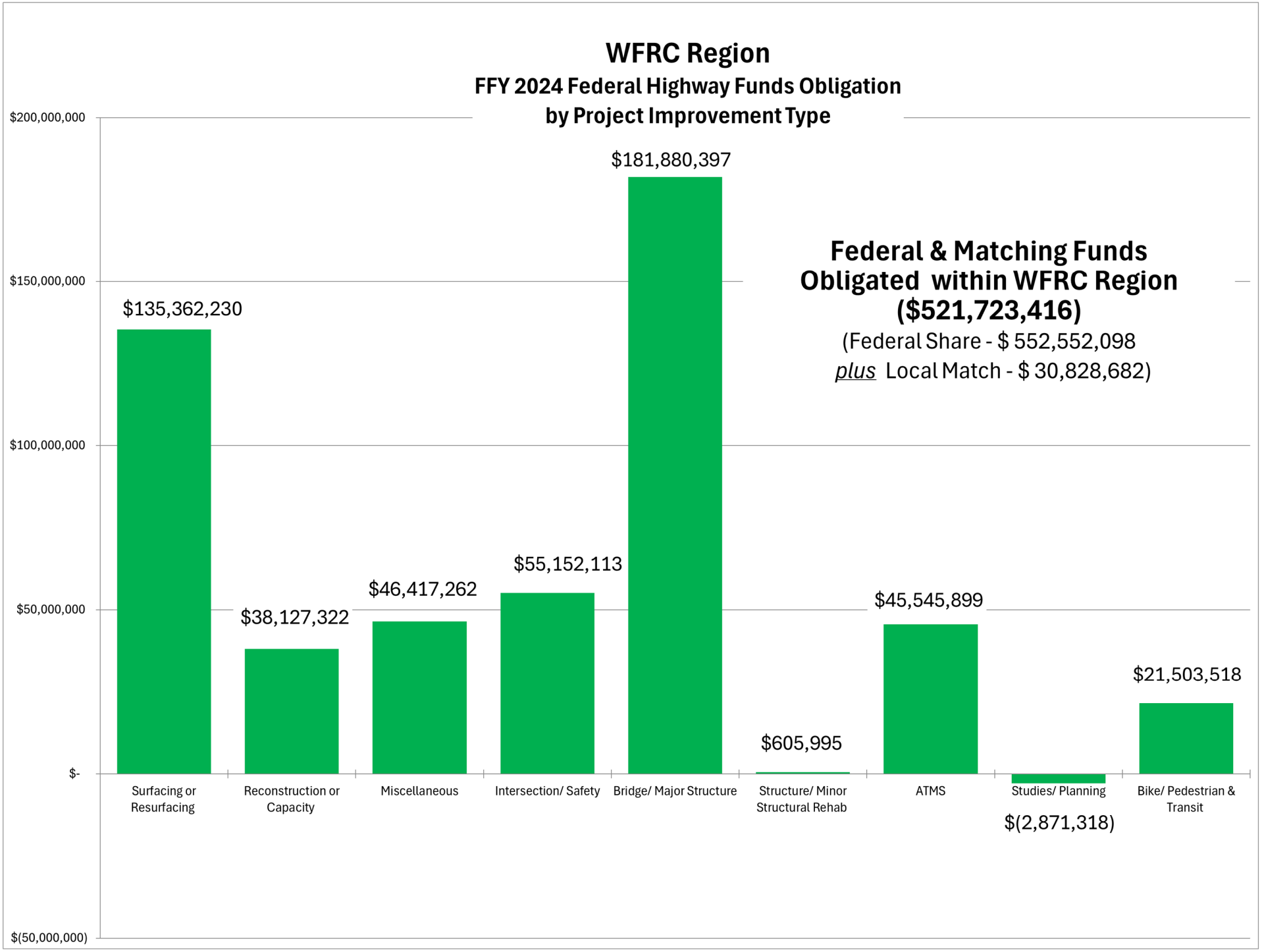
WFRC Region
FFY 2024 Federal Highway Funds Obligation
by Project Improvement Type
$200,000,000
$150,000,000
$100,000,000
$50,000,000
$-
$(50,000,000)
$135,362,230
$38,127,322
$46,417,262
$55,152,113
$181,880,397
$605,995
$45,545,899
$(2,871,318)
$21,503,518
Surfacing or Resurfacing
Reconstruction or Capacity
Miscellaneous
Intersection/ Safety
Bridge/ Major Structure
Structure/ Minor Structural Rehab
ATMS
Studies/ Planning
Bike/ Pedestrian & Transit
Federal & Matching Funds Obligated within WFRC Region ($521,723,416)
(Federal Share - $ 552,552,098
plus Local Match - $ 30,828,682)

WFRC Area

Federal Fiscal Year 2024 Projects

Obligated/ (De_Obligated)

Plan Fund Desc.	PIN	Index	Project Description	PIN Status	County	FMIS No.	Total Obligation	Federal Aid	State Match	Local Match	Total
EMERGENCY RELIEF 2022	18257	Structures Bridge Rehabilitation	Bridge Replacement & Rehabilitation near Tremonton	Under Construction	BOX ELDER	F015361	$ 8,257,607	$ 8,257,607	$ 599,635	$ 0	$ 8,857,242
EMERGENCY RELIEF 2022	18873	Structures Bridge Rehabilitation	Bridge EQ Repairs(4C 727,1F 636N,3F 636S,4F 641)	Closed	SALT LAKE	F015910	($27,537)	($27,537)	($2,000)	$ 0	($29,537)
10% THAT MAY BE USED ON SPECFIC	20073	Spot Improvement - Safety	Zero Fatalities FY24	Active	SALT LAKE	F017089	$ 2,675,701	$ 2,675,701	$ 194,299	$ 0	$ 2,870,000
10% THAT MAY BE USED ON SPECFIC	20073	Spot Improvement - Safety	Zero Fatalities FY24	Active	SALT LAKE	F017089	$ 2,675,701	$ 2,675,701	$ 194,299	$ 0	$ 2,870,000
2024 STIC TECH INNOVATION	22294	Other	STIC Transportion Academy	Active	STATEWIDE	F019319	$ 100,000	$ 100,000	$ 25,000	$ 0	$ 125,000
2024 STIC TECH INNOVATION	22294	Other	STIC Transportion Academy	Active	STATEWIDE	F019319	$ 100,000	$ 100,000	$ 25,000	$ 0	$ 125,000
BRIDGE FORMULA PROG MAIN W LOCAL MATCH	19474	Structures Bridge Rehabilitation	BFP: Snowville Town Bridge Replacement 003004D	Scoping	BOX ELDER	F016479	$ 466,150	$ 466,150	$ 33,850	$ 0	$ 500,000
BRIDGE FORMULA PROG MAIN W LOCAL MATCH	19475	Structures Bridge Rehabilitation	BFP: Elwood Town Bridge Replacement (003040C)	Scoping	BOX ELDER	F016480	$ 251,721	$ 251,721	$ 0	$ 18,279	$ 270,000
BRIDGE FORMULA PROG MAIN W LOCAL MATCH	19504	Structures Bridge Rehabilitation	SR-201 over 3200 W Bridge Rehabilitation (0C 709)	Under Construction	SALT LAKE	F016509	$ 11,478,216	$ 11,478,216	$ 815,224	$ 18,279	$ 12,311,720
BRIDGE FORMULA PROG MAIN W LOCAL MATCH	20593	Structures Bridge Rehabilitation	BFP: Holladay City Bridge Replacement (035066D)	Scoping	SALT LAKE	F017640	$ 661,933	$ 661,933	$ 48,067	$ 0	$ 710,000
BRIDGE FORMULA PROG MAIN W LOCAL MATCH	20812	Structures Bridge Rehabilitation	BFP: South SLC Bridge Replacement 035126F	Active	SALT LAKE	F017864	$ 372,920	$ 372,920	$ 27,080	$ 0	$ 400,000
BRIDGE FORMULA PROG MAIN W LOCAL MATCH	20812	Structures Bridge Rehabilitation	BFP: South SLC Bridge Replacement 035126F	Active	SALT LAKE	F017864	$ 69,456	$ 69,456	$ 5,044	$ 0	$ 74,500
BRIDGE FORMULA PROG MAIN W LOCAL MATCH	20812	Structures Bridge Rehabilitation	BFP: South SLC Bridge Replacement 035126F	Active	SALT LAKE	F017864	$ 55,938	$ 55,938	$ 4,062	$ 0	$ 60,000
BRIDGE FORMULA PROG MAIN W LOCAL MATCH	20812	Structures Bridge Rehabilitation	BFP: South SLC Bridge Replacement 035126F	Active	SALT LAKE	F017864	$ 42,420	$ 42,420	$ 3,080	$ 0	$ 45,500
BRIDGE FORMULA PROG MAIN W LOCAL MATCH	21148	Structures Bridge Rehabilitation	BFP: Salt Lake City Bridge Replacements (2)	Scoping	SALT LAKE	F018184	$ 1,342,512	$ 1,342,512	$ 97,488	$ 0	$ 1,440,000
BRIDGE FORMULA PROG MAIN W LOCAL MATCH	21148	Structures Bridge Rehabilitation	BFP: Salt Lake City Bridge Replacements (2)	Scoping	SALT LAKE	F018184	$ 149,168	$ 149,168	$ 10,832	$ 0	$ 160,000

Plan Fund Desc.	PIN	Index	Project Description	PIN Status	County	FMIS No.	Total Obligation	Federal Aid	State Match	Local Match	Total
BRIDGE FORMULA PROG MAIN W LOCAL MATCH	21292	Structures Bridge Replacement	BFP: Draper/Sandy City Bridge Repl. 035057F	Scoping	SALT LAKE	F018347	$ 261,044	$ 261,044	$ 18,956	$ 0	$ 280,000
BRIDGE FORMULA PROG MAIN W LOCAL MATCH	21292	Structures Bridge Replacement	BFP: Draper/Sandy City Bridge Repl. 035057F	Scoping	SALT LAKE	F018347	$ 158,491	$ 158,491	$ 11,509	$ 0	$ 170,000
BRIDGE FORMULA PROG MAIN W LOCAL MATCH	21293	Structures Bridge Replacement	BFP: Midvale City Bridge Replacement 035035F	Scoping	SALT LAKE	F018348	$ 652,610	$ 652,610	$ 47,390	$ 0	$ 700,000
BRIDGE FORMULA PROG MAIN W LOCAL MATCH	21295	Structures Bridge Replacement	BFP: Riverton City Bridge Replacement 035003D	Scoping	SALT LAKE	F018350	$ 233,075	$ 233,075	$ 16,925	$ 0	$ 250,000
BRIDGE FORMULA PROG MAIN W LOCAL MATCH	21295	Structures Bridge Replacement	BFP: Riverton City Bridge Replacement 035003D	Scoping	SALT LAKE	F018350	$ 186,460	$ 186,460	$ 13,540	$ 0	$ 200,000
BRIDGE FORMULA PROG MAIN W LOCAL MATCH	21296	Structures Bridge Replacement	BFP: Sandy City Bridge Replacements (4)	Scoping	SALT LAKE	F018351	$ 876,362	$ 876,362	$ 63,638	$ 0	$ 940,000
BRIDGE FORMULA PROG MAIN W LOCAL MATCH	21296	Structures Bridge Replacement	BFP: Sandy City Bridge Replacements (4)	Scoping	SALT LAKE	F018351	$ 326,305	$ 326,305	$ 23,695	$ 0	$ 350,000
BRIDGE FORMULA PROG MAIN W LOCAL MATCH	17371	Structures Bridge Replacement	BFP: Weber County (2) Bridge Replacements	Region Review	WEBER	F014537	$ 3,669,229	$ 3,669,229	$ 266,445	$ 0	$ 3,935,674
BRIDGE FORMULA PROG MAIN W LOCAL MATCH	17371	Structures Bridge Replacement	BFP: Weber County (2) Bridge Replacements	Region Review	WEBER	F014537	$ 531,411	$ 531,411	$ 38,589	$ 0	$ 570,000
BRIDGE FORMULA PROG MAIN W LOCAL MATCH	17371	Structures Bridge Replacement	BFP: Weber County (2) Bridge Replacements	Region Review	WEBER	F014537	$ 62,464	$ 62,464	$ 4,536	$ 0	$ 67,000
BRIDGE FORMULA PROG.- MAIN/OFF SYS.	15688	Roadway Minor Rehab - Purple Book	I-80; 1300 E to 2300 E and I-215; 3300 S to 4500 S	Physically Complete	SALT LAKE	F013049	$ 17,052,556	$ 17,052,556	$ 0	$ 0	$ 17,052,556
BRIDGE FORMULA PROG.- MAIN/OFF SYS.	21308	Structures Bridge Replacement	BFP: Box Elder County Bridge Replacements (5)	Scoping	BOX ELDER	F018363	$ 1,500,000	$ 1,500,000	$ 0	$ 0	$ 1,500,000
BRIDGE FORMULA PROG.- MAIN/OFF SYS.	21308	Structures Bridge Replacement	BFP: Box Elder County Bridge Replacements (5)	Scoping	BOX ELDER	F018363	$ 200,000	$ 200,000	$ 0	$ 0	$ 200,000
BRIDGE FORMULA PROG.- MAIN/OFF SYS.	20281	Structures Bridge Rehabilitation	BFP: Sandy East Bridge Replacements	Under Construction	SALT LAKE	F017309	$ 2,317,358	$ 2,317,358	$ 0	$ 0	$ 2,317,358
BRIDGE FORMULA PROG.- MAIN/OFF SYS.	20281	Structures Bridge Rehabilitation	BFP: Sandy East Bridge Replacements	Under Construction	SALT LAKE	F017309	$ 818,150	$ 818,150	$ 0	$ 0	$ 818,150
BRIDGE FORMULA PROG.- MAIN/OFF SYS.	20281	Structures Bridge Rehabilitation	BFP: Sandy East Bridge Replacements	Under Construction	SALT LAKE	F017309	$ 0	$ 0	$ 0	$ 0	$ 0
BRIDGE FORMULA PROG.- MAIN/OFF SYS.	21309	Structures Bridge Replacement	BFP: Salt Lake City Bridge Replacement (035097F)	Scoping	SALT LAKE	F018364	$ 740,000	$ 740,000	$ 0	$ 0	$ 740,000
BRIDGE FORMULA PROG.- MAIN/OFF SYS.	21309	Structures Bridge Replacement	BFP: Salt Lake City Bridge Replacement (035097F)	Scoping	SALT LAKE	F018364	$ 45,000	$ 45,000	$ 0	$ 0	$ 45,000

Plan Fund Desc.	PIN	Index	Project Description	PIN Status	County	FMIS No.	Total Obligation	Federal Aid	State Match	Local Match	Total
BRIDGE FORMULA PROG.- MAIN/OFF SYS.	21309	Structures Bridge Replacement	BFP: Salt Lake City Bridge Replacement (035097F)	Scoping	SALT LAKE	F018364	$ 40,000	$ 40,000	$ 0	$ 0	$ 40,000
BRIDGE FORMULA PROG.- MAIN/OFF SYS.	20810	Structures Bridge Rehabilitation	BFP: Ogden City Bridge Replacement 057028D	Advertised	WEBER	F017862	$ 400,000	$ 400,000	$ 0	$ 0	$ 400,000
BRIDGE FORMULA PROG.- MAIN/OFF SYS.	21311	Structures Bridge Replacement	BFP: Weber County Bridge Replacement (057038C)	Scoping	WEBER	F018366	$ 310,000	$ 310,000	$ 0	$ 0	$ 310,000
BRIDGE FORMULA PROG.- MAIN/OFF SYS.	21311	Structures Bridge Replacement	BFP: Weber County Bridge Replacement (057038C)	Scoping	WEBER	F018366	$ 190,000	$ 190,000	$ 0	$ 0	$ 190,000
BRIDGE FORMULA PROGRAM - MAIN	18257	Structures Bridge Rehabilitation	Bridge Replacement & Rehabilitation near Tremonton	Under Construction	BOX ELDER	F015361	$ 5,593,800	$ 5,593,800	$ 406,200	$ 0	$ 6,000,000
BRIDGE FORMULA PROGRAM - MAIN	17440	Structures Bridge Rehabilitation	BFP: Holladay City Bridge Replacement 035131D	Under Construction	SALT LAKE	F014603	$ 1,231,568	$ 1,231,568	$ 89,432	$ 0	$ 1,321,000
BRIDGE FORMULA PROGRAM - MAIN	17440	Structures Bridge Rehabilitation	BFP: Holladay City Bridge Replacement 035131D	Under Construction	SALT LAKE	F014603	$ 186,460	$ 186,460	$ 13,540	$ 0	$ 200,000
BRIDGE FORMULA PROGRAM - MAIN	17440	Structures Bridge Rehabilitation	BFP: Holladay City Bridge Replacement 035131D	Under Construction	SALT LAKE	F014603	$ 15,849	$ 15,849	$ 1,151	$ 0	$ 17,000
BRIDGE FORMULA PROGRAM - MAIN	17440	Structures Bridge Rehabilitation	BFP: Holladay City Bridge Replacement 035131D	Under Construction	SALT LAKE	F014603	$ 6,526	$ 6,526	$ 474	$ 0	$ 7,000
BRIDGE FORMULA PROGRAM - MAIN	17440	Structures Bridge Rehabilitation	BFP: Holladay City Bridge Replacement 035131D	Under Construction	SALT LAKE	F014603	($6,526)	($6,526)	($474)	$ 0	($7,000)
BRIDGE FORMULA PROGRAM - MAIN	19504	Structures Bridge Rehabilitation	SR-201 over 3200 W Bridge Rehabilitation (0C 709)	Under Construction	SALT LAKE	F016509	$ 10,163,468	$ 10,163,468	$ 738,032	$ 0	$ 10,901,500
BRIDGE FORMULA PROGRAM - MAIN	20088	Structures Bridge Rehabilitation	Bridge Formula Program (BFP) Program Management	Scoping	VARIOUS	F017104	$ 2,796,900	$ 2,796,900	$ 203,100	$ 0	$ 3,000,000
BRIDGE FORMULA PROGRAM - MAIN	17371	Structures Bridge Replacement	BFP: Weber County (2) Bridge Replacements	Region Review	WEBER	F014537	$ 0	$ 0	$ 0	$ 0	$ 0
BRIDGE FORMULA PROGRAM - OFF SYSTEM	21147	Structures Bridge Rehabilitation	BFP: Elwood Town Bridge Replacements (2)	Scoping	BOX ELDER	F018183	$ 300,000	$ 300,000	$ 0	$ 0	$ 300,000
BRIDGE FORMULA PROGRAM - OFF SYSTEM	20126	Structures Bridge Rehabilitation	BFP: Taylorsville City Bridge Replacement 035118F	Awarded	SALT LAKE	F017148	$ 804,334	$ 804,334	$ 0	$ 0	$ 804,334
BRIDGE FORMULA PROGRAM - OFF SYSTEM	20126	Structures Bridge Rehabilitation	BFP: Taylorsville City Bridge Replacement 035118F	Awarded	SALT LAKE	F017148	$ 573,000	$ 573,000	$ 0	$ 0	$ 573,000
BRIDGE FORMULA PROGRAM - OFF SYSTEM	20126	Structures Bridge Rehabilitation	BFP: Taylorsville City Bridge Replacement 035118F	Awarded	SALT LAKE	F017148	$ 200,000	$ 200,000	$ 0	$ 0	$ 200,000
BRIDGE FORMULA PROGRAM - OFF SYSTEM	20126	Structures Bridge Rehabilitation	BFP: Taylorsville City Bridge Replacement 035118F	Awarded	SALT LAKE	F017148	$ 15,000	$ 15,000	$ 0	$ 0	$ 15,000

Plan Fund Desc.	PIN	Index	Project Description	PIN Status	County	FMIS No.	Total Obligation	Federal Aid	State Match	Local Match	Total
BRIDGE FORMULA PROGRAM - OFF SYSTEM	20126	Structures Bridge Rehabilitation	BFP: Taylorsville City Bridge Replacement 035118F	Awarded	SALT LAKE	F017148	$ 0	$ 0	$ 0	$ 0	$ 0
BRIDGE FORMULA PROGRAM - OFF SYSTEM	20281	Structures Bridge Rehabilitation	BFP: Sandy East Bridge Replacements	Under Construction	SALT LAKE	F017309	$ 500	$ 500	$ 0	$ 0	$ 500
BRIDGE FORMULA PROGRAM - OFF SYSTEM	20281	Structures Bridge Rehabilitation	BFP: Sandy East Bridge Replacements	Under Construction	SALT LAKE	F017309	$ 0	$ 0	$ 0	$ 0	$ 0
BRIDGE FORMULA PROGRAM - OFF SYSTEM	20281	Structures Bridge Rehabilitation	BFP: Sandy East Bridge Replacements	Under Construction	SALT LAKE	F017309	($500)	($500)	$ 0	$ 0	($500)
BRIDGE FORMULA PROGRAM - OFF SYSTEM	21005	Structures Bridge Rehabilitation	BFP: South SLC Bridge Replacement 035123F	Active	SALT LAKE	F018043	$ 400,000	$ 400,000	$ 0	$ 0	$ 400,000
BRIDGE FORMULA PROGRAM - OFF SYSTEM	21005	Structures Bridge Rehabilitation	BFP: South SLC Bridge Replacement 035123F	Active	SALT LAKE	F018043	$ 200,000	$ 200,000	$ 0	$ 0	$ 200,000
BRIDGE FORMULA PROGRAM - OFF SYSTEM	21005	Structures Bridge Rehabilitation	BFP: South SLC Bridge Replacement 035123F	Active	SALT LAKE	F018043	$ 70,000	$ 70,000	$ 0	$ 0	$ 70,000
BRIDGE FORMULA PROGRAM - OFF SYSTEM	21005	Structures Bridge Rehabilitation	BFP: South SLC Bridge Replacement 035123F	Active	SALT LAKE	F018043	$ 25,000	$ 25,000	$ 0	$ 0	$ 25,000
BRIDGE INVESTMENT PROGRAM - 2022	22026	Other	FY2025 State Training Budget	Active	STATEWIDE	F019044	$ 800,000	$ 800,000	$ 200,000	$ 0	$ 1,000,000
BRIDGE INVESTMENT PROGRAM - 2022	20829	Structures Bridge Rehabilitation	I-84 Bridge Corridor Asset Management Study	Scoping	VARIOUS	F017881	$ 800,000	$ 800,000	$ 200,000	$ 0	$ 1,000,000
CARBON REDUCTION >5K - <50K	17796	Intersection Improvements	800 West & 1500 South Intersection	Awarded	DAVIS	F014928	$ 852,122	$ 852,122	$ 0	$ 61,878	$ 914,000
CARBON REDUCTION FOR O/L	16945	Intersection Improvements	US-89 & Skyline Drive Intersection Imp	Central Review	WEBER	F014173	$ 770,454	$ 770,454	$ 55,947	$ 0	$ 826,402
CARBON REDUCTION FOR O/L	16945	Intersection Improvements	US-89 & Skyline Drive Intersection Imp	Central Review	WEBER	F014173	$ 186,460	$ 186,460	$ 13,540	$ 0	$ 200,000
CARBON REDUCTION FOR O/L	16945	Intersection Improvements	US-89 & Skyline Drive Intersection Imp	Central Review	WEBER	F014173	$ 0	$ 0	$ 0	$ 0	$ 0
CARBON REDUCTION FOR O/L	17847	Intersection Improvements	6000 South & 3100 West Round-a-bout	Active	WEBER	F014972	$ 70,920	$ 70,920	$ 5,150	$ 0	$ 76,070
CARBON REDUCTION FOR O/L	17847	Intersection Improvements	6000 South & 3100 West Round-a-bout	Active	WEBER	F014972	$ 22,310	$ 22,310	$ 1,620	$ 0	$ 23,930
CARBON REDUCTION FOR O/L	20317	Ped & Bike	Kay's Creek Trail Overpass @ Layton FrontRunner	Scoping	DAVIS	F017343	$ 16,868	$ 16,868	$ 0	$ 1,225	$ 18,093
CMAQ REDUCE PM 2.5 EMISSIONS	21319	Roadway Preventative Maintenance	US-89; SR-193 to Weber River	Under Construction	DAVIS	F018374	$ 1,040,636	$ 1,040,636	$ 0	$ 65,744	$ 1,106,379

Plan Fund Desc.	PIN	Index	Project Description	PIN Status	County	FMIS No.	Total Obligation	Federal Aid	State Match	Local Match	Total
CMAQ REDUCE PM 2.5 EMISSIONS	15905	Roadway Reconstruct - Without	3600 West; 2600 N to 1975 N, Plain City	Scoping	WEBER	F013203	$ 82,844	$ 82,844	$ 0	$ 6,016	$ 88,860
CMAQ REDUCE PM 2.5 EMISSIONS	15917	Intersection Improvements	PARRISH LN (SR105) 400 WEST INTERSEC CENTERVILLE	Under Construction	DAVIS	F013215	$ 542,824	$ 542,824	$ 0	$ 39,418	$ 582,241
CMAQ REDUCE PM 2.5 EMISSIONS	15917	Intersection Improvements	PARRISH LN (SR105) 400 WEST INTERSEC CENTERVILLE	Under Construction	DAVIS	F013215	$ 279,690	$ 279,690	$ 0	$ 20,310	$ 300,000
CMAQ REDUCE PM 2.5 EMISSIONS	15921	Intersection Improvements	5300 South & College Dr Intersection - Murray	Close Out	SALT LAKE	F013219	$ 101,928	$ 101,928	$ 0	$ 7,402	$ 109,330
CMAQ REDUCE PM 2.5 EMISSIONS	15921	Intersection Improvements	5300 South & College Dr Intersection - Murray	Close Out	SALT LAKE	F013219	($101,928)	($101,928)	$ 0	($7,402)	($109,330)
CMAQ REDUCE PM 2.5 EMISSIONS	16945	Intersection Improvements	US-89 & Skyline Drive Intersection Imp	Central Review	WEBER	F014173	$ 11,188	$ 11,188	$ 812	$ 0	$ 12,000
CMAQ REDUCE PM 2.5 EMISSIONS	16945	Intersection Improvements	US-89 & Skyline Drive Intersection Imp	Central Review	WEBER	F014173	$ 466	$ 466	$ 34	$ 0	$ 500
CMAQ REDUCE PM 2.5 EMISSIONS	16945	Intersection Improvements	US-89 & Skyline Drive Intersection Imp	Central Review	WEBER	F014173	$ 0	$ 0	$ 0	$ 0	$ 0
CMAQ REDUCE PM 2.5 EMISSIONS	16945	Intersection Improvements	US-89 & Skyline Drive Intersection Imp	Central Review	WEBER	F014173	($466)	($466)	($34)	$ 0	($500)
CMAQ REDUCE PM 2.5 EMISSIONS	16945	Intersection Improvements	US-89 & Skyline Drive Intersection Imp	Central Review	WEBER	F014173	($11,188)	($11,188)	($812)	$ 0	($12,000)
CMAQ REDUCE PM 2.5 EMISSIONS	17961	ATMS Project	Salt Lake Urban Area Fiber Optic Communications	Closed	SALT LAKE	F015088	$ 0	$ 0	$ 0	$ 0	$ 0
CONGESTION MITIGATION/AIR QUALITY (TOOEL	20317	Ped & Bike	Kay's Creek Trail Overpass @ Layton FrontRunner	Scoping	DAVIS	F017343	$ 16,911	$ 16,911	$ 0	$ 1,228	$ 18,139
CONGESTION MITIGATION/AIR QUALITY (TOOEL	18878	Transit Service	SR-138 Park & Ride	Closed	TOOELE	F015915	$ 18,646	$ 18,646	$ 0	$ 1,354	$ 20,000
CONGESTION MITIGATION/AIR QUALITY (TOOEL	18878	Transit Service	SR-138 Park & Ride	Closed	TOOELE	F015915	($1,735)	($1,735)	$ 0	($126)	($1,861)
CONGESTION MITIGATION/AIR QUALITY (WFRC)	19682	Roadway Reconstruct - Without	200 No/ I-15 Interchange Left Turn Lanes (NB & SB)	Close Out	DAVIS	F016709	($140,832)	($140,832)	($10,227)	$ 0	($151,059)
CONGESTION MITIGATION/AIR QUALITY (WFRC)	14830	Roadway Reconstruct - With Widening	7800 S. Widening	Under Construction	SALT LAKE	F012227	$ 706,683	$ 706,683	$ 0	$ 51,317	$ 758,000
CONGESTION MITIGATION/AIR QUALITY (WFRC)	14830	Roadway Reconstruct - With Widening	7800 S. Widening	Under Construction	SALT LAKE	F012227	$ 381,668	$ 381,668	$ 0	$ 27,715	$ 409,383
CONGESTION MITIGATION/AIR QUALITY (WFRC)	14830	Roadway Reconstruct - With Widening	7800 S. Widening	Under Construction	SALT LAKE	F012227	$ 274,019	$ 274,019	$ 0	$ 19,898	$ 293,917

Plan Fund Desc.	PIN	Index	Project Description	PIN Status	County	FMIS No.	Total Obligation	Federal Aid	State Match	Local Match	Total
CONGESTION MITIGATION/AIR QUALITY (WFRC)	10018	Roadway Reconstruct - With Widening	Travelwise	Closed	VARIOUS	F007725	($284,509)	($284,509)	($20,660)	$ 0	($305,169)
CONGESTION MITIGATION/AIR QUALITY (WFRC)	14849	Intersection Improvements	2000 West & 1300 North Intersection, Clinton	Closed	DAVIS	F012240	$ 0	$ 0	$ 0	$ 0	$ 0
CONGESTION MITIGATION/AIR QUALITY (WFRC)	15917	Intersection Improvements	PARRISH LN (SR105) 400 WEST INTERSEC CENTERVILLE	Under Construction	DAVIS	F013215	$ 0	$ 0	$ 0	($0)	($0)
CONGESTION MITIGATION/AIR QUALITY (WFRC)	12000	Intersection Improvements	Bengal Blvd & 2300 East Round-About	Closed	SALT LAKE	F009523	$ 0	$ 0	$ 0	$ 0	$ 0
CONGESTION MITIGATION/AIR QUALITY (WFRC)	16947	Intersection Improvements	Wall Avenue & 20th Street Intersection Imp	Closed	WEBER	F014175	$ 8,702	$ 8,702	$ 632	$ 0	$ 9,334
CONGESTION MITIGATION/AIR QUALITY (WFRC)	16947	Intersection Improvements	Wall Avenue & 20th Street Intersection Imp	Closed	WEBER	F014175	($16,137)	($16,137)	($1,172)	$ 0	($17,309)
CONGESTION MITIGATION/AIR QUALITY (WFRC)	15920	Signal and/or Lighting Project	Salt Lake City Traffic Signal Synchronization	Region Review	SALT LAKE	F013218	$ 757,347	$ 757,347	$ 0	$ 54,996	$ 812,343
CONGESTION MITIGATION/AIR QUALITY (WFRC)	15920	Signal and/or Lighting Project	Salt Lake City Traffic Signal Synchronization	Region Review	SALT LAKE	F013218	$ 55,938	$ 55,938	$ 0	$ 4,062	$ 60,000
CONGESTION MITIGATION/AIR QUALITY (WFRC)	17961	ATMS Project	Salt Lake Urban Area Fiber Optic Communications	Closed	SALT LAKE	F015088	($735,890)	($735,890)	($53,437)	$ 0	($789,327)
CONGESTION MITIGATION/AIR QUALITY (WFRC)	17960	ATMS Project	Ogden Urban Area Fiber Optic Communications	Closed	VARIOUS	F015087	($103,378)	($103,378)	($7,507)	$ 0	($110,885)
CONGESTION MITIGATION/AIR QUALITY (WFRC)	20317	Ped & Bike	Kay's Creek Trail Overpass @ Layton FrontRunner	Scoping	DAVIS	F017343	$ 197,561	$ 197,561	$ 0	$ 14,346	$ 211,907
CONGESTION MITIGATION/AIR QUALITY (WFRC)	20317	Ped & Bike	Kay's Creek Trail Overpass @ Layton FrontRunner	Scoping	DAVIS	F017343	$ 27,969	$ 27,969	$ 0	$ 2,031	$ 30,000
CONGESTION MITIGATION/AIR QUALITY (WFRC)	13130	Trails and Bikepaths	14600 South; Bike Lanes	Contract Closed Out	SALT LAKE	F010575	($93,230)	($93,230)	$ 0	($6,770)	($100,000)
CONGESTION MITIGATION/AIR QUALITY (WFRC)	14940	Ped & Bike	Riverton - 13400 So Bike Lanes; 2700 W to 3200 W	Awarded	SALT LAKE	F012330	$ 535,049	$ 535,049	$ 0	$ 0	$ 535,049
CONGESTION MITIGATION/AIR QUALITY (WFRC)	14940	Ped & Bike	Riverton - 13400 So Bike Lanes; 2700 W to 3200 W	Awarded	SALT LAKE	F012330	$ 165,017	$ 165,017	$ 0	$ 0	$ 165,017
CONGESTION MITIGATION/AIR QUALITY (WFRC)	14940	Ped & Bike	Riverton - 13400 So Bike Lanes; 2700 W to 3200 W	Awarded	SALT LAKE	F012330	$ 124,844	$ 124,844	$ 0	$ 0	$ 124,844
CONGESTION MITIGATION/AIR QUALITY (WFRC)	16927	Ped & Bike	7000 South & 1500 West Pedestrian Bridge	Advertised	SALT LAKE	F014155	$ 94,208	$ 94,208	$ 6,841	$ 0	$ 101,049
CONGESTION MITIGATION/AIR QUALITY (WFRC)	16927	Ped & Bike	7000 South & 1500 West Pedestrian Bridge	Advertised	SALT LAKE	F014155	$ 46,615	$ 93,230	$ 6,770	$ 0	$ 100,000

Plan Fund Desc.	PIN	Index	Project Description	PIN Status	County	FMIS No.	Total Obligation	Federal Aid	State Match	Local Match	Total
CONGESTION MITIGATION/AIR QUALITY (WFRC)	18833	Ped & Bike	3500 South (SR-171) Sidewalk Improvements	Physically Complete	SALT LAKE	F015874	$ 593,230	$ 593,230	$ 43,078	$ 0	$ 636,308
CONGESTION MITIGATION/AIR QUALITY (WFRC)	16946	Safe Sidewalk/ADA	Polk Avenue; 36th Street to Franklin	Closed	WEBER	F014174	$ 104,861	$ 104,861	$ 0	$ 7,615	$ 112,475
CONGESTION MITIGATION/AIR QUALITY (WFRC)	16946	Safe Sidewalk/ADA	Polk Avenue; 36th Street to Franklin	Closed	WEBER	F014174	($104,861)	($104,861)	$ 0	($7,615)	($112,475)
CONGESTION MITIGATION/AIR QUALITY (WFRC)	18830	Ped & Bike	Ogden City Bike Share Expansion	Scoping	WEBER	F015871	$ 55,938	$ 55,938	$ 0	$ 4,062	$ 60,000
CRRSAA BILL - 2021 SALT LAKE	14923	Roadway Reconstruct - With Widening	Vine Str; 1300 E to Van Winkle - Recon & Widen	Closed	SALT LAKE	F012312	$ 0	$ 0	$ 0	$ 0	$ 0
CRRSAA BILL - 2021 SALT LAKE	15911	Roadway Reconstruct - Without	900 East; 3900 S to 4500 S, Safety/ Recon, Millcre	Contract Closed Out	SALT LAKE	F013209	$ 302,651	$ 302,651	$ 0	$ 0	$ 302,651
CRRSAA BILL - 2021 SALT LAKE	15911	Roadway Reconstruct - Without	900 East; 3900 S to 4500 S, Safety/ Recon, Millcre	Contract Closed Out	SALT LAKE	F013209	($302,651)	($302,651)	$ 0	$ 0	($302,651)
CRRSAA FUND FOR 2021- OGDEN LAYTON	15917	Intersection Improvements	PARRISH LN (SR105) 400 WEST INTERSEC CENTERVILLE	Under Construction	DAVIS	F013215	$ 0	$ 0	$ 0	$ 0	$ 0
CRRSAA FUNDS FOR STATEWIDE	18677	Spot Improvement - Safety	Enhanced Freeway Striping	Under Construction	VARIOUS	F015752	$ 300,929	$ 300,929	$ 0	$ 0	$ 300,929
CRRSAA FUNDS FOR STATEWIDE	18677	Spot Improvement - Safety	Enhanced Freeway Striping	Under Construction	VARIOUS	F015752	$ 0	$ 0	$ 0	$ 0	$ 0
CRRSAA FUNDS FOR STATEWIDE	18677	Spot Improvement - Safety	Enhanced Freeway Striping	Under Construction	VARIOUS	F015752	($300,929)	($300,929)	$ 0	$ 0	($300,929)
EMERGENCY RELIEVE FMIS FAST ACT	18873	Structures Bridge Rehabilitation	Bridge EQ Repairs(4C 727,1F 636N,3F 636S,4F 641)	Closed	SALT LAKE	F015910	($27,771)	($27,771)	($2,017)	$ 0	($29,788)
EMERGENCY RELIEVE FMIS FAST ACT	18873	Structures Bridge Rehabilitation	Bridge EQ Repairs(4C 727,1F 636N,3F 636S,4F 641)	Closed	SALT LAKE	F015910	($27,771)	($27,771)	($2,017)	$ 0	($29,788)
EV RELIABILITY & ACCESS GRANT	21920	Ped & Bike	EV Reliability Accessibility Accelerator Grant	Active	STATEWIDE	F018944	$ 3,384,149	$ 3,384,149	$ 0	$ 0	$ 3,384,149
EV RELIABILITY & ACCESS GRANT	21920	Ped & Bike	EV Reliability Accessibility Accelerator Grant	Active	STATEWIDE	F018944	$ 3,384,149	$ 3,384,149	$ 0	$ 0	$ 3,384,149
FEDERAL AID GRANT @100% PRO RATA	22237	ATMS Project	Connecting the West: Accelerating V2X Deployment	Active	VARIOUS	F019257	$ 13,521,391	$ 13,521,391	$ 0	$ 0	$ 13,521,391
FEDERAL AID GRANT @100% PRO RATA	22237	ATMS Project	Connecting the West: Accelerating V2X Deployment	Active	VARIOUS	F019257	$ 13,521,391	$ 13,521,391	$ 0	$ 0	$ 13,521,391
FEDERAL AID MISCELLANEOUS	14903	Other Study	FY15 AID Demonstration	Closed	VARIOUS	F012292	($119,369)	($119,369)	($29,842)	$ 0	($149,211)

Plan Fund Desc.	PIN	Index	Project Description	PIN Status	County	FMIS No.	Total Obligation	Federal Aid	State Match	Local Match	Total
FEDERAL AID MISCELLANEOUS	14903	Other Study	FY15 AID Demonstration	Closed	VARIOUS	F012292	($119,369)	($119,369)	($29,842)	$ 0	($149,211)
FTA MPO FUNDS @100 %	22030	Other	FY2025 WFRC MPO CPG SLC, O/L AREAS	Active	VARIOUS	F019048	$ 975,438	$ 975,438	$ 0	$ 0	$ 975,438
FTA SEC_5304 GRANT @ 80%	19789	Planning	FY22-27 FTA 5304 Statewide Rural Transit Planning	Active	STATEWIDE	F016815	$ 347,328	$ 347,328	$ 0	$ 0	$ 347,328
FTA SEC_5304 GRANT @ 80%	19789	Planning	FY22-27 FTA 5304 Statewide Rural Transit Planning	Active	STATEWIDE	F016815	($120,000)	($120,000)	$ 0	$ 0	($120,000)
FTA SEC_5304 GRANT @ 80%	19789	Planning	FY22-27 FTA 5304 Statewide Rural Transit Planning	Active	STATEWIDE	F016815	($250,000)	($250,000)	$ 0	$ 0	($250,000)
FTA SECTION 5304 @ 100 %	11990	Funding Pass Through	Transportation and Land Use Connection Program	Active	DAVIS	F009513	$ 370,000	$ 370,000	$ 0	$ 0	$ 370,000
FTA SECTION 5304 @ 100 %	22281	Transit Service	Statewide Transit Study	Active	STATEWIDE	F019310	$ 250,000	$ 250,000	$ 0	$ 0	$ 250,000
HIGH RISK RURAL ROADS	19990	Spot Improvement - Safety	SR-39; Limestone to Cache Co. & Sinusoidal Strips	Substantially Compl	VARIOUS	F017007	$ 1,193	$ 1,193	$ 87	$ 0	$ 1,280
HIGHWAY IMPROVEMENT PROG. EARMARK	21130	Roadway Reconstruct - With Widening	4700 South; 5400 West to 5600 West	Under Construction	SALT LAKE	F018166	$ 1,627,080	$ 1,627,080	$ 0	$ 118,152	$ 1,745,232
HIGHWAY IMPROVEMENT PROG. EARMARK	21130	Roadway Reconstruct - With Widening	4700 South; 5400 West to 5600 West	Under Construction	SALT LAKE	F018166	$ 186,460	$ 186,460	$ 0	$ 13,540	$ 200,000
HIGHWAY IMPROVEMENT PROG. EARMARK	21130	Roadway Reconstruct - With Widening	4700 South; 5400 West to 5600 West	Under Construction	SALT LAKE	F018166	$ 0	$ 0	$ 0	$ 0	$ 0
HIGHWAY IMPROVEMENT PROG. EARMARK	21275	Roadway Reconstruct - With Widening	Ibapah Road Safety and Rehabilitation Project	Scoping	VARIOUS	F018331	$ 2,339,378	$ 2,339,378	$ 0	$ 169,877	$ 2,509,254
HIGHWAY IMPROVEMENT PROG. EARMARK	19504	Structures Bridge Rehabilitation	SR-201 over 3200 W Bridge Rehabilitation (0C 709)	Under Construction	SALT LAKE	F016509	$ 10,694,009	$ 10,694,009	$ 0	$ 511,158	$ 11,205,167
HIGHWAY IMPROVEMENT PROG. EARMARK	21277	Ped & Bike	Neffs Canyon Trailhead Improvements	Active	SALT LAKE	F018333	$ 97,892	$ 97,892	$ 0	$ 0	$ 97,892
HIGHWAY IMPROVEMENT PROG. EARMARK	21277	Ped & Bike	Neffs Canyon Trailhead Improvements	Active	SALT LAKE	F018333	$ 74,584	$ 74,584	$ 0	$ 0	$ 74,584
HIGHWAY INFRASTRUCTURE - NON URBAN	16603	Roadway Reconstruct - Without	Burmester Road Improvement	Physically Complete	TOOELE	F013851	$ 329,711	$ 329,711	$ 0	$ 23,942	$ 353,653
HIGHWAY INFRASTRUCTURE - NON URBAN	16603	Roadway Reconstruct - Without	Burmester Road Improvement	Physically Complete	TOOELE	F013851	$ 329,711	$ 329,711	$ 0	$ 23,942	$ 353,653
HIGHWAY INFRASTRUCTURE - PROVO/OGDEN	16525	Roadway Minor Rehab - Purple Book	SR-13; US-91 to I-15	Awarded	BOX ELDER	F013774	$ 304,145	$ 304,145	$ 22,086	$ 0	$ 326,230

Plan Fund Desc.	PIN	Index	Project Description	PIN Status	County	FMIS No.	Total Obligation	Federal Aid	State Match	Local Match	Total
HIGHWAY INFRASTRUCTURE - SALT LAKE	15908	Roadway Reconstruct - Without	1300 East; 2100 South to Southern City Boundary	Advertised	SALT LAKE	F013206	$ 512,248	$ 512,248	$ 0	$ 37,197	$ 549,446
HIGHWAY INFRASTRUCTURE - SALT LAKE	15911	Roadway Reconstruct - Without	900 East; 3900 S to 4500 S, Safety/ Recon, Millcre	Contract Closed Out	SALT LAKE	F013209	$ 0	$ 0	$ 0	$ 0	$ 0
HIGHWAY INFRASTRUCTURE - SALT LAKE	17807	Roadway Reconstruct - With Widening	Lone Peak Parkway; 12650 South to 12300 South	Scoping	SALT LAKE	F014932	$ 250,000	$ 250,000	$ 18,154	$ 0	$ 268,154
HIGHWAY INFRASTRUCTURE - SALT LAKE	15914	Intersection Improvements	Riverfront Parkway; 11050 S to 11400 S, Widen	Active	SALT LAKE	F013212	$ 378,514	$ 378,514	$ 27,486	$ 0	$ 406,000
HIGHWAY INFRASTRUCTURE - SMALL URBAN	16588	New Construction	Tom's Lane South Extension	Region Review	TOOELE	F013836	$ 216,425	$ 216,425	$ 0	$ 15,716	$ 232,141
HIGHWAY INFRASTRUCTURE - SMALL URBAN	16588	New Construction	Tom's Lane South Extension	Region Review	TOOELE	F013836	$ 216,425	$ 216,425	$ 0	$ 15,716	$ 232,141
HIGHWAY INFRASTRUCTURE FUNDS	18288	Roadway Preventative Maintenance	SR-68; 9000 S. to 6600 S.	Close Out	SALT LAKE	F015386	$ 1,398,450	$ 1,398,450	$ 101,550	$ 0	$ 1,500,000
HIGHWAY INFRASTRUCTURE FUNDS	19189	Roadway Minor Rehab - Purple Book	SR-35; MP 0 to 12.35	Under Construction	VARIOUS	F016214	$ 1,587,707	$ 1,587,707	$ 115,293	$ 0	$ 1,703,000
HIGHWAY INFRASTRUCTURE FUNDS	19189	Roadway Minor Rehab - Purple Book	SR-35; MP 0 to 12.35	Under Construction	VARIOUS	F016214	$ 276,893	$ 276,893	$ 20,107	$ 0	$ 297,000
HIGHWAY INFRASTRUCTURE FUNDS	19189	Roadway Minor Rehab - Purple Book	SR-35; MP 0 to 12.35	Under Construction	VARIOUS	F016214	$ 0	$ 0	$ 0	$ 0	$ 0
HIGHWAY INFRASTRUCTURE FUNDS	20820	Roadway Preventative Maintenance	SR-32; Rockcliff to Kamas	Under Construction	VARIOUS	F017872	$ 72,096	$ 72,096	$ 5,235	$ 0	$ 77,331
HIGHWAY INFRASTRUCTURE FUNDS	18443	Roadway Reconstruct - Without	SR-83; ATK to I-84	Closed	BOX ELDER	F015530	($168,927)	($168,927)	($12,267)	$ 0	($181,194)
HIGHWAY INFRATRUCTURE - OGDEN/LAYTON	16530	Roadway Preventative Maintenance	SR-203; US-89 - SR-39	Region Review	WEBER	F013779	$ 609,929	$ 609,929	$ 44,291	$ 0	$ 654,220
HIGHWAY INFRATRUCTURE - OGDEN/LAYTON	16530	Roadway Preventative Maintenance	SR-203; US-89 - SR-39	Region Review	WEBER	F013779	$ 609,929	$ 609,929	$ 44,291	$ 0	$ 654,220
HIGHWAY SAFETY IMPROVEMENT PROGAM	19991	Spot Improvement - Safety	I-15; MP 380.0-400.6, Clear Zone Improvements	Region Review	BOX ELDER	F017008	$ 969,592	$ 969,592	$ 70,408	$ 0	$ 1,040,000
HIGHWAY SAFETY IMPROVEMENT PROGAM	19991	Spot Improvement - Safety	I-15; MP 380.0-400.6, Clear Zone Improvements	Region Review	BOX ELDER	F017008	$ 21,443	$ 21,443	$ 1,557	$ 0	$ 23,000
HIGHWAY SAFETY IMPROVEMENT PROGAM	18293	Spot Improvement - Safety	SR-67; MP 0-11.5, Median & Shoulder Barrier	Physically Complete	DAVIS	F015391	$ 2,774,942	$ 2,774,942	$ 201,505	$ 0	$ 2,976,447
HIGHWAY SAFETY IMPROVEMENT PROGAM	18293	Spot Improvement - Safety	SR-67; MP 0-11.5, Median & Shoulder Barrier	Physically Complete	DAVIS	F015391	$ 214,429	$ 214,429	$ 15,571	$ 0	$ 230,000

Plan Fund Desc.	PIN	Index	Project Description	PIN Status	County	FMIS No.	Total Obligation	Federal Aid	State Match	Local Match	Total
HIGHWAY SAFETY IMPROVEMENT PROGAM	18293	Spot Improvement - Safety	SR-67; MP 0-11.5, Median & Shoulder Barrier	Physically Complete	DAVIS	F015391	$ 0	$ 0	$ 0	$ 0	$ 0
HIGHWAY SAFETY IMPROVEMENT PROGAM	19210	Spot Improvement - Safety	SR-126; MP 1.24-3.67, Install HAWK Signals	Under Construction	DAVIS	F016234	$ 221,847	$ 221,847	$ 16,110	$ 0	$ 237,957
HIGHWAY SAFETY IMPROVEMENT PROGAM	14470	safety	U of U Crash Database Management FY22	Closed	SALT LAKE	F011883	$ 16,059	$ 16,059	$ 1,166	$ 0	$ 17,225
HIGHWAY SAFETY IMPROVEMENT PROGAM	14473	safety	Traffic & Safety Program Management Support FY22	Active	SALT LAKE	F011886	$ 419,535	$ 419,535	$ 30,465	$ 0	$ 450,000
HIGHWAY SAFETY IMPROVEMENT PROGAM	16331	Spot Improvement - Safety	Traffic & Safety Program Management Support FY21	Closed	SALT LAKE	F013595	$ 24,240	$ 24,240	$ 1,760	$ 0	$ 26,000
HIGHWAY SAFETY IMPROVEMENT PROGAM	16331	Spot Improvement - Safety	Traffic & Safety Program Management Support FY21	Closed	SALT LAKE	F013595	$ 12,722	$ 12,722	$ 924	$ 0	$ 13,645
HIGHWAY SAFETY IMPROVEMENT PROGAM	16332	Spot Improvement - Safety	BYU Safety Modeling FY21	Closed	SALT LAKE	F013596	$ 455	$ 455	$ 33	$ 0	$ 488
HIGHWAY SAFETY IMPROVEMENT PROGAM	17837	Spot Improvement - Safety	3300 South and 900 West	Physically Complete	SALT LAKE	F014962	$ 46,616	$ 46,616	$ 3,385	$ 0	$ 50,001
HIGHWAY SAFETY IMPROVEMENT PROGAM	19282	Spot Improvement - Safety	SR-171; MP 0-15.6, Intersection Improvements	Region Review	SALT LAKE	F016303	$ 1,853,046	$ 1,853,046	$ 134,561	$ 0	$ 1,987,607
HIGHWAY SAFETY IMPROVEMENT PROGAM	19284	Spot Improvement - Safety	Various Locations; Signal & Lighting Improvements	Under Construction	SALT LAKE	F016305	$ 1,541,543	$ 1,541,543	$ 111,941	$ 0	$ 1,653,484
HIGHWAY SAFETY IMPROVEMENT PROGAM	19319	Spot Improvement - Safety	U of U Crash Database Management FY24	Scoping	SALT LAKE	F016339	$ 233,075	$ 233,075	$ 16,925	$ 0	$ 250,000
HIGHWAY SAFETY IMPROVEMENT PROGAM	19322	Spot Improvement - Safety	Statewide Roadway Data Inventory FY24	Close Out	SALT LAKE	F016342	$ 335,628	$ 335,628	$ 24,372	$ 0	$ 360,000
HIGHWAY SAFETY IMPROVEMENT PROGAM	19322	Spot Improvement - Safety	Statewide Roadway Data Inventory FY24	Close Out	SALT LAKE	F016342	$ 46,615	$ 46,615	$ 3,385	$ 0	$ 50,000
HIGHWAY SAFETY IMPROVEMENT PROGAM	19322	Spot Improvement - Safety	Statewide Roadway Data Inventory FY24	Close Out	SALT LAKE	F016342	$ 1,865	$ 1,865	$ 135	$ 0	$ 2,000
HIGHWAY SAFETY IMPROVEMENT PROGAM	19454	Spot Improvement - Safety	SR-111: MP 0-10.5, Safety Improvements	Scoping	SALT LAKE	F016459	$ 186,460	$ 186,460	$ 13,540	$ 0	$ 200,000
HIGHWAY SAFETY IMPROVEMENT PROGAM	19454	Spot Improvement - Safety	SR-111: MP 0-10.5, Safety Improvements	Scoping	SALT LAKE	F016459	$ 46,615	$ 46,615	$ 3,385	$ 0	$ 50,000
HIGHWAY SAFETY IMPROVEMENT PROGAM	19721	Spot Improvement - Safety	R1 Sight Distance Project Incorporation	Closed	SALT LAKE	F016748	($4,534)	($4,534)	($329)	$ 0	($4,863)
HIGHWAY SAFETY IMPROVEMENT PROGAM	19722	Spot Improvement - Safety	R2 Sight Distance Project Incorporation	Closed	SALT LAKE	F016749	($5,115)	($5,115)	($371)	$ 0	($5,486)

Plan Fund Desc.	PIN	Index	Project Description	PIN Status	County	FMIS No.	Total Obligation	Federal Aid	State Match	Local Match	Total
HIGHWAY SAFETY IMPROVEMENT PROGAM	19723	Spot Improvement - Safety	R3 Sight Distance Project Incorporation	Closed	SALT LAKE	F016750	($1,527)	($1,527)	($111)	$ 0	($1,638)
HIGHWAY SAFETY IMPROVEMENT PROGAM	19725	Spot Improvement - Safety	R4 Sight Distance Project Incorporation	Closed	SALT LAKE	F016752	($6,180)	($6,180)	($449)	$ 0	($6,629)
HIGHWAY SAFETY IMPROVEMENT PROGAM	19995	Spot Improvement - Safety	Various Locations; Lighting Improvements	Under Construction	SALT LAKE	F017012	$ 195,782	$ 195,782	$ 14,217	$ 0	$ 209,999
HIGHWAY SAFETY IMPROVEMENT PROGAM	20668	Spot Improvement - Safety	SPF Development & Research	Closed	SALT LAKE	F017709	$ 160	$ 160	$ 12	$ 0	$ 171
HIGHWAY SAFETY IMPROVEMENT PROGAM	20864	Spot Improvement - Safety	US-89/SR-186; Lighting Improvements	Scoping	SALT LAKE	F017915	$ 149,168	$ 149,168	$ 10,832	$ 0	$ 160,000
HIGHWAY SAFETY IMPROVEMENT PROGAM	20864	Spot Improvement - Safety	US-89/SR-186; Lighting Improvements	Scoping	SALT LAKE	F017915	$ 75,516	$ 75,516	$ 5,484	$ 0	$ 81,000
HIGHWAY SAFETY IMPROVEMENT PROGAM	20867	Spot Improvement - Safety	US-89; MP 374.9-375.8, Segment Lighting	Active	SALT LAKE	F017918	$ 104,418	$ 104,418	$ 7,582	$ 0	$ 112,000
HIGHWAY SAFETY IMPROVEMENT PROGAM	20867	Spot Improvement - Safety	US-89; MP 374.9-375.8, Segment Lighting	Active	SALT LAKE	F017918	$ 31,698	$ 31,698	$ 2,302	$ 0	$ 34,000
HIGHWAY SAFETY IMPROVEMENT PROGAM	20921	Spot Improvement - Safety	Salt Lake County Safety Projects	Scoping	SALT LAKE	F017970	$ 118,519	$ 118,519	$ 8,606	$ 0	$ 127,125
HIGHWAY SAFETY IMPROVEMENT PROGAM	16314	Spot Improvement - Safety	I-80; Cable Barrier, Various Locations	Closed	TOOELE	F013579	($5,734)	($5,734)	($416)	$ 0	($6,150)
HIGHWAY SAFETY IMPROVEMENT PROGAM	16430	Spot Improvement - Safety	I-80; MP 0-20, Cable Barrier	Closed	TOOELE	F013682	$ 0	$ 0	$ 0	$ 0	$ 0
HIGHWAY SAFETY IMPROVEMENT PROGAM	16430	Spot Improvement - Safety	I-80; MP 0-20, Cable Barrier	Closed	TOOELE	F013682	($7,671)	($7,671)	($557)	$ 0	($8,228)
HIGHWAY SAFETY IMPROVEMENT PROGAM	16430	Spot Improvement - Safety	I-80; MP 0-20, Cable Barrier	Closed	TOOELE	F013682	($131,196)	($131,196)	($9,527)	$ 0	($140,723)
HIGHWAY SAFETY IMPROVEMENT PROGAM	17611	Spot Improvement - Safety	I-80; MP 84, VMS Wind Warning Sign (WB)	Closed	TOOELE	F014771	$ 11,293	$ 11,293	$ 820	$ 0	$ 12,113
HIGHWAY SAFETY IMPROVEMENT PROGAM	17611	Spot Improvement - Safety	I-80; MP 84, VMS Wind Warning Sign (WB)	Closed	TOOELE	F014771	($92,244)	($92,244)	($6,698)	$ 0	($98,943)
HIGHWAY SAFETY IMPROVEMENT PROGAM	16355	Spot Improvement - Safety	SR-126; MP 20.56 to MP 21.13.	Closed	VARIOUS	F013618	($154,685)	($154,685)	($11,233)	$ 0	($165,918)
HIGHWAY SAFETY IMPROVEMENT PROGAM	19281	Spot Improvement - Safety	SR-68; MP 36.10-63.00, Signal & Lighting Upgrades	Under Construction	VARIOUS	F016302	$ 522,946	$ 522,946	$ 37,974	$ 0	$ 560,920
HIGHWAY SAFETY IMPROVEMENT PROGAM	19990	Spot Improvement - Safety	SR-39; Limestone to Cache Co. & Sinusoidal Strips	Substantially Compl	VARIOUS	F017007	$ 248,663	$ 248,663	$ 18,057	$ 0	$ 266,720

Plan Fund Desc.	PIN	Index	Project Description	PIN Status	County	FMIS No.	Total Obligation	Federal Aid	State Match	Local Match	Total
HIGHWAY SAFETY IMPROVEMENT PROGAM	19993	Spot Improvement - Safety	Various Locations; FYA & Lighting Improvements	Region Review	VARIOUS	F017010	$ 1,612,879	$ 1,612,879	$ 117,121	$ 0	$ 1,730,000
HIGHWAY SAFETY IMPROVEMENT PROGAM	19994	Spot Improvement - Safety	SR-71 & SR-36; FYA & Lighting Improvements	Active	VARIOUS	F017011	$ 186,460	$ 186,460	$ 13,540	$ 0	$ 200,000
HIGHWAY SAFETY IMPROVEMENT PROGAM	20821	Spot Improvement - Safety	MP 460.45 - 460.54 & US-89; MP 497.10 - 497.31	Region Review	VARIOUS	F017873	$ 64,240	$ 64,240	$ 4,665	$ 0	$ 68,905
HIGHWAY SAFETY IMPROVEMENT PROGAM	20821	Spot Improvement - Safety	MP 460.45 - 460.54 & US-89; MP 497.10 - 497.31	Region Review	VARIOUS	F017873	$ 9,323	$ 9,323	$ 677	$ 0	$ 10,000
HIGHWAY SAFETY IMPROVEMENT PROGAM	20866	Spot Improvement - Safety	Various Routes; FYA & Lighting Improvements	Active	VARIOUS	F017917	$ 139,845	$ 139,845	$ 10,155	$ 0	$ 150,000
HIGHWAY SAFETY IMPROVEMENT PROGAM	20866	Spot Improvement - Safety	Various Routes; FYA & Lighting Improvements	Active	VARIOUS	F017917	$ 93,230	$ 93,230	$ 6,770	$ 0	$ 100,000
HIGHWAY SAFETY IMPROVEMENT PROGAM	19667	Spot Improvement - Safety	SR-39; MP 19.36, Construct Roundabout	Awarded	WEBER	F016694	$ 601,334	$ 601,334	$ 43,667	$ 0	$ 645,000
HIGHWAY SAFETY IMPROVEMENT PROGAM	19667	Spot Improvement - Safety	SR-39; MP 19.36, Construct Roundabout	Awarded	WEBER	F016694	$ 0	$ 0	$ 0	$ 0	$ 0
HIGHWAY SAFETY IMPROVEMENT PROGAM	19988	Spot Improvement - Safety	SR-204; MP 1.23-1.95, Corridor Lighting	Region Review	WEBER	F017005	$ 1,649	$ 1,649	$ 120	$ 0	$ 1,769
HIGHWAY SAFETY IMPROVEMENT PROGAM	19988	Spot Improvement - Safety	SR-204; MP 1.23-1.95, Corridor Lighting	Region Review	WEBER	F017005	($1,647)	($1,647)	($120)	$ 0	($1,767)
HIGHWAY SAFETY IMPROVEMENT PROGAM	20825	Spot Improvement - Safety	I-84; MP 88.7-90.4, High Friction Surf. Treatment	Under Construction	WEBER	F017877	$ 857,716	$ 857,716	$ 62,284	$ 0	$ 920,000
HIGHWAY SAFETY IMPROVEMENT PROGAM	20825	Spot Improvement - Safety	I-84; MP 88.7-90.4, High Friction Surf. Treatment	Under Construction	WEBER	F017877	$ 74,584	$ 74,584	$ 5,416	$ 0	$ 80,000
HIGHWAY SAFETY PROGRAM @ 100 % FA	19461	Spot Improvement - Safety	2022-2026 LTAP Program	Active	STATEWIDE	F016466	$ 80,000	$ 80,000	$ 0	$ 0	$ 80,000
HIGHWAY SAFETY PROGRAM @ 100 % FA	19461	Spot Improvement - Safety	2022-2026 LTAP Program	Active	STATEWIDE	F016466	$ 80,000	$ 80,000	$ 0	$ 0	$ 80,000
HSIP HIGH RISK RURAL ROAD - SPECIAL RULE	19233	Roadway Preventative Maintenance	SR-199; MP 8 to SR-36	Contract Closed Out	TOOELE	F016256	$ 1,331,318	$ 1,331,318	$ 96,675	$ 0	$ 1,427,993
HSIP HIGH RISK RURAL ROAD - SPECIAL RULE	19990	Spot Improvement - Safety	SR-39; Limestone to Cache Co. & Sinusoidal Strips	Substantially Compl	VARIOUS	F017007	$ 505,307	$ 505,307	$ 36,693	$ 0	$ 542,000
HSIP HIGH RISK RURAL ROAD - SPECIAL RULE	19990	Spot Improvement - Safety	SR-39; Limestone to Cache Co. & Sinusoidal Strips	Substantially Compl	VARIOUS	F017007	$ 186,460	$ 186,460	$ 13,540	$ 0	$ 200,000
HSIP HIGH RISK RURAL ROAD - SPECIAL RULE	19667	Spot Improvement - Safety	SR-39; MP 19.36, Construct Roundabout	Awarded	WEBER	F016694	$ 639,551	$ 639,551	$ 46,442	$ 0	$ 685,993

Plan Fund Desc.	PIN	Index	Project Description	PIN Status	County	FMIS No.	Total Obligation	Federal Aid	State Match	Local Match	Total
HSIP HIGH RISK RURAL ROAD - SPECIAL RULE	19667	Spot Improvement - Safety	SR-39; MP 19.36, Construct Roundabout	Awarded	WEBER	F016694	$ 0	$ 0	$ 0	$ 0	$ 0
LTAP @ 100% PRO RATA	19461	Spot Improvement - Safety	2022-2026 LTAP Program	Active	STATEWIDE	F016466	$ 210,000	$ 210,000	$ 0	$ 0	$ 210,000
LTAP @ 100% PRO RATA	19461	Spot Improvement - Safety	2022-2026 LTAP Program	Active	STATEWIDE	F016466	$ 210,000	$ 210,000	$ 0	$ 0	$ 210,000
MISC. FEDERAL AID WITH 100% PRO RATA	21456	Other	Salt Lake City's Reconnecting Communities Study	Scoping	SALT LAKE	F018509	$ 1,970,000	$ 1,970,000	$ 0	$ 0	$ 1,970,000
MISC. FEDERAL AID WITH 100% PRO RATA	21555	Other	ADVANCING DIGITAL CONST.TO SUPPORT UDOT's DIGITAL	Active	STATEWIDE	F018599	$ 5,000,000	$ 5,000,000	$ 0	$ 0	$ 5,000,000
MISC. FEDERAL AID WITH 100% PRO RATA	14264	Structures Bridge Rehabilitation	I-84; Over Weber River and UPRR Bridge Repl, C-476	Advertised	VARIOUS	F011687	$ 12,926,178	$ 12,926,178	$ 0	$ 0	$ 12,926,178
MISC. FEDERAL AID WITH 100% PRO RATA	21301	ATMS Project	ATTAIN: Utah Connected Communities	Scoping	VARIOUS	F018356	$ 5,000,000	$ 5,000,000	$ 0	$ 0	$ 5,000,000
NATIONAL HIGHWAY FREIGHT PROGRAM	21204	Other	Weigh in Motion (WIM) Stations	Under Construction	VARIOUS	F018235	$ 1,379,535	$ 1,379,535	$ 100,176	$ 0	$ 1,479,711
NATIONAL SUMMER TRANSPORTATION INSTITUTE	22131	Other	FY2025 National Summer Transp Institute (NSTI)	Active	STATEWIDE	F019142	$ 48,390	$ 48,390	$ 0	$ 0	$ 48,390
NATIONAL SUMMER TRANSPORTATION INSTITUTE	20256	Ped & Bike	FY2022 National Summer Transp Institute (NSTI)	Closed	STATEWIDE	F017287	($495)	($495)	$ 0	$ 0	($495)
NAT'L HIGHWAY PERFORM PROG. BRIDGE ON	15109	Asset Management	Structural Load Rating Maintenance	Closed	SALT LAKE	F012516	($58,786)	($58,786)	($4,269)	$ 0	($63,054)
NAT'L HIGHWAY PERFORM PROG. BRIDGE ON	21946	Other	Statewide Bridge Inspection SNBI Data Update	Scoping	VARIOUS	F018967	$ 1,398,450	$ 1,398,450	$ 101,550	$ 0	$ 1,500,000
NAT'L HIGHWAY PERFORM PROG. BRIDGE ON	18257	Structures Bridge Rehabilitation	Bridge Replacement & Rehabilitation near Tremonton	Under Construction	BOX ELDER	F015361	$ 7,953,446	$ 7,953,446	$ 577,548	$ 0	$ 8,530,994
NAT'L HIGHWAY PERFORM PROG. BRIDGE ON	18257	Structures Bridge Rehabilitation	Bridge Replacement & Rehabilitation near Tremonton	Under Construction	BOX ELDER	F015361	$ 932,300	$ 932,300	$ 67,700	$ 0	$ 1,000,000
NAT'L HIGHWAY PERFORM PROG. BRIDGE ON	18257	Structures Bridge Rehabilitation	Bridge Replacement & Rehabilitation near Tremonton	Under Construction	BOX ELDER	F015361	($1,850,418)	($1,850,418)	($134,370)	$ 0	($1,984,788)
NAT'L HIGHWAY PERFORM PROG. BRIDGE ON	19478	Structures Bridge Rehabilitation	Grouse Creek Bridge Replacement (0C 459)	Under Construction	BOX ELDER	F016483	$ 5,774,174	$ 5,774,174	$ 419,298	$ 0	$ 6,193,472
NAT'L HIGHWAY PERFORM PROG. BRIDGE ON	19478	Structures Bridge Rehabilitation	Grouse Creek Bridge Replacement (0C 459)	Under Construction	BOX ELDER	F016483	$ 177,137	$ 177,137	$ 12,863	$ 0	$ 190,000
NAT'L HIGHWAY PERFORM PROG. BRIDGE ON	19505	Structures Bridge Rehabilitation	Mantua Bridge Deck Preservation (0F 578)	Under Construction	BOX ELDER	F016510	$ 2,232,858	$ 2,232,858	$ 162,142	$ 0	$ 2,395,000

Plan Fund Desc.	PIN	Index	Project Description	PIN Status	County	FMIS No.	Total Obligation	Federal Aid	State Match	Local Match	Total
NAT'L HIGHWAY PERFORM PROG. BRIDGE ON	19505	Structures Bridge Rehabilitation	Mantua Bridge Deck Preservation (0F 578)	Under Construction	BOX ELDER	F016510	$ 261,044	$ 261,044	$ 18,956	$ 0	$ 280,000
NAT'L HIGHWAY PERFORM PROG. BRIDGE ON	19505	Structures Bridge Rehabilitation	Mantua Bridge Deck Preservation (0F 578)	Under Construction	BOX ELDER	F016510	$ 209,768	$ 209,768	$ 15,233	$ 0	$ 225,000
NAT'L HIGHWAY PERFORM PROG. BRIDGE ON	19505	Structures Bridge Rehabilitation	Mantua Bridge Deck Preservation (0F 578)	Under Construction	BOX ELDER	F016510	$ 0	$ 0	$ 0	$ 0	$ 0
NAT'L HIGHWAY PERFORM PROG. BRIDGE ON	12418	Structures Bridge Rehabilitation	I-80; Near Airport Entrance Bridge Preservation	Substantially Compl	SALT LAKE	F009905	$ 0	$ 0	$ 0	$ 0	$ 0
NAT'L HIGHWAY PERFORM PROG. BRIDGE ON	14666	Structures Bridge Rehabilitation	Bridge Inspection Program 2017 - 2021	Closed	SALT LAKE	F012070	($19)	($19)	($1)	$ 0	($20)
NAT'L HIGHWAY PERFORM PROG. BRIDGE ON	16490	Structures Bridge Replacement	700 W, 300 W & TRAX over I-215 Bridge Rehabs	Physically Complete	SALT LAKE	F013739	$ 3,356,280	$ 3,356,280	$ 243,720	$ 0	$ 3,600,000
NAT'L HIGHWAY PERFORM PROG. BRIDGE ON	16490	Structures Bridge Replacement	700 W, 300 W & TRAX over I-215 Bridge Rehabs	Physically Complete	SALT LAKE	F013739	$ 0	$ 0	$ 0	$ 0	$ 0
NAT'L HIGHWAY PERFORM PROG. BRIDGE ON	19168	Structures Bridge Rehabilitation	Highland Dr Pin and Hanger Replacements (4C 736)	Closed	SALT LAKE	F016193	($183,314)	($183,314)	($13,312)	$ 0	($196,625)
NAT'L HIGHWAY PERFORM PROG. BRIDGE ON	19504	Structures Bridge Rehabilitation	SR-201 over 3200 W Bridge Rehabilitation (0C 709)	Under Construction	SALT LAKE	F016509	$ 0	$ 0	$ 0	$ 0	$ 0
NAT'L HIGHWAY PERFORM PROG. BRIDGE ON	14264	Structures Bridge Rehabilitation	I-84; Over Weber River and UPRR Bridge Repl, C-476	Advertised	VARIOUS	F011687	$ 17,399,515	$ 17,399,515	$ 1,263,485	$ 0	$ 18,663,000
NAT'L HIGHWAY PERFORM PROG. BRIDGE ON	14264	Structures Bridge Rehabilitation	I-84; Over Weber River and UPRR Bridge Repl, C-476	Advertised	VARIOUS	F011687	$ 932,300	$ 932,300	$ 67,700	$ 0	$ 1,000,000
NAT'L HIGHWAY PERFORM PROG. BRIDGE ON	14264	Structures Bridge Rehabilitation	I-84; Over Weber River and UPRR Bridge Repl, C-476	Advertised	VARIOUS	F011687	$ 0	$ 0	$ 0	$ 0	$ 0
NAT'L HIGHWAY PERFORM PROG. BRIDGE ON	14263	Structures Bridge Rehabilitation	SR-53; 24th Street Viaduct Rehab, Ogden, C-655	Closed	WEBER	F011686	($53,566)	($53,566)	($3,890)	$ 0	($57,456)
NAT'L HIGHWAY PERFORM PROG. BRIDGE ON	19919	Structures Bridge Rehabilitation	I-84 Bridge Replacements at Riverdale	Active	WEBER	F016938	$ 932,300	$ 932,300	$ 67,700	$ 0	$ 1,000,000
NAT'L HIGHWAY PERFORM PROG. BRIDGE ON	19919	Structures Bridge Rehabilitation	I-84 Bridge Replacements at Riverdale	Active	WEBER	F016938	$ 93,230	$ 93,230	$ 6,770	$ 0	$ 100,000
NAT'L HIGHWAY PERFORM PROG. NHS ROUTES	19875	Roadway Preventative Maintenance	US-89; MP 397.11 to MP 398.11	Closed	DAVIS	F016894	($162,843)	($162,843)	($11,825)	$ 0	($174,668)
NAT'L HIGHWAY PERFORM PROG. NHS ROUTES	21319	Roadway Preventative Maintenance	US-89; SR-193 to Weber River	Under Construction	DAVIS	F018374	$ 4,603,377	$ 4,603,377	$ 334,279	$ 0	$ 4,937,656
NAT'L HIGHWAY PERFORM PROG. NHS ROUTES	21319	Roadway Preventative Maintenance	US-89; SR-193 to Weber River	Under Construction	DAVIS	F018374	($323,466)	($323,466)	($23,489)	$ 0	($346,955)

Plan Fund Desc.	PIN	Index	Project Description	PIN Status	County	FMIS No.	Total Obligation	Federal Aid	State Match	Local Match	Total
NAT'L HIGHWAY PERFORM PROG. NHS ROUTES	16215	Roadway Preventative Maintenance	US-89; 10600 South to 9000 South	Contract Closed Out	SALT LAKE	F013505	$ 0	$ 0	$ 0	$ 0	$ 0
NAT'L HIGHWAY PERFORM PROG. NHS ROUTES	18288	Roadway Preventative Maintenance	SR-68; 9000 S. to 6600 S.	Close Out	SALT LAKE	F015386	$ 1,062,696	$ 1,062,696	$ 77,169	$ 0	$ 1,139,865
NAT'L HIGHWAY PERFORM PROG. NHS ROUTES	18288	Roadway Preventative Maintenance	SR-68; 9000 S. to 6600 S.	Close Out	SALT LAKE	F015386	($353,216)	($353,216)	($25,649)	$ 0	($378,865)
NAT'L HIGHWAY PERFORM PROG. NHS ROUTES	19242	Roadway Preventative Maintenance	US-89; 9400 S. to I-215	Active	SALT LAKE	F016265	$ 233,075	$ 233,075	$ 16,925	$ 0	$ 250,000
NAT'L HIGHWAY PERFORM PROG. NHS ROUTES	18271	Roadway Preventative Maintenance	I-80; MP 50 to MP 60	Close Out	TOOELE	F015374	($405,293)	($405,293)	($29,431)	$ 0	($434,724)
NAT'L HIGHWAY PERFORM PROG. NHS ROUTES	15677	Roadway Reconstruct - Without	US-89; SR-126 to Perry	Advertised	BOX ELDER	F013038	$ 651,281	$ 651,281	$ 47,294	$ 0	$ 698,575
NAT'L HIGHWAY PERFORM PROG. NHS ROUTES	15677	Roadway Reconstruct - Without	US-89; SR-126 to Perry	Advertised	BOX ELDER	F013038	$ 0	$ 0	$ 0	$ 0	$ 0
NAT'L HIGHWAY PERFORM PROG. NHS ROUTES	17418	Roadway Reconstruct - Without	US-91; I-15 to SR-13	Under Construction	BOX ELDER	F014581	$ 1,802,330	$ 1,802,330	$ 130,878	$ 0	$ 1,933,208
NAT'L HIGHWAY PERFORM PROG. NHS ROUTES	15689	Roadway Reconstruct - Without	I-215; SR-201 to North Temple	Active	SALT LAKE	F013050	$ 3,332,973	$ 3,332,973	$ 242,028	$ 0	$ 3,575,000
NAT'L HIGHWAY PERFORM PROG. NHS ROUTES	15689	Roadway Reconstruct - Without	I-215; SR-201 to North Temple	Active	SALT LAKE	F013050	$ 582,688	$ 582,688	$ 42,313	$ 0	$ 625,000
NAT'L HIGHWAY PERFORM PROG. NHS ROUTES	17340	Roadway Reconstruct - Without	US-89; State St to 300 W & 400 S. to N. Temple	Closed	SALT LAKE	F014507	($708)	($708)	($51)	$ 0	($760)
NAT'L HIGHWAY PERFORM PROG. NHS ROUTES	17398	choke point	I-15 at 400 S & 600 N; SR-89 at NB I-15	Closed	SALT LAKE	F014561	$ 0	$ 0	$ 0	$ 0	$ 0
NAT'L HIGHWAY PERFORM PROG. NHS ROUTES	17627	Roadway Reconstruct - With Widening	SR-68: 6200 South to I-215	Substantially Compl	SALT LAKE	F014786	$ 130,522	$ 130,522	$ 9,478	$ 0	$ 140,000
NAT'L HIGHWAY PERFORM PROG. NHS ROUTES	17303	Roadway Reconstruct - Without	US-89; Victory Road to Davis Co. Line	Closed	VARIOUS	F014472	($559)	($559)	($41)	$ 0	($600)
NAT'L HIGHWAY PERFORM PROG. NHS ROUTES	19478	Structures Bridge Rehabilitation	Grouse Creek Bridge Replacement (0C 459)	Under Construction	BOX ELDER	F016483	$ 233,075	$ 233,075	$ 16,925	$ 0	$ 250,000
NAT'L HIGHWAY PERFORM PROGRAM - IM	16631	Roadway Preventative Maintenance	I-15; US-91 to SR-13	Close Out	BOX ELDER	F013879	$ 103,598	$ 103,598	$ 6,402	$ 0	$ 110,000
NAT'L HIGHWAY PERFORM PROGRAM - IM	16631	Roadway Preventative Maintenance	I-15; US-91 to SR-13	Close Out	BOX ELDER	F013879	($470,900)	($470,900)	($29,100)	$ 0	($500,000)
NAT'L HIGHWAY PERFORM PROGRAM - IM	17430	Roadway Preventative Maintenance	I-84; Rattlesnake to Howell	Close Out	BOX ELDER	F014593	($469,066)	($469,066)	($28,987)	$ 0	($498,053)

Plan Fund Desc.	PIN	Index	Project Description	PIN Status	County	FMIS No.	Total Obligation	Federal Aid	State Match	Local Match	Total
NAT'L HIGHWAY PERFORM PROGRAM - IM	18270	Roadway Preventative Maintenance	I-80; Stillmans Bridge to SR-65	Contract Complete	SALT LAKE	F015373	$ 14,127	$ 14,127	$ 873	$ 0	$ 15,000
NAT'L HIGHWAY PERFORM PROGRAM - IM	18270	Roadway Preventative Maintenance	I-80; Stillmans Bridge to SR-65	Contract Complete	SALT LAKE	F015373	($210,544)	($210,544)	($13,011)	$ 0	($223,555)
NAT'L HIGHWAY PERFORM PROGRAM - IM	18270	Roadway Preventative Maintenance	I-80; Stillmans Bridge to SR-65	Contract Complete	SALT LAKE	F015373	($296,667)	($296,667)	($18,333)	$ 0	($315,000)
NAT'L HIGHWAY PERFORM PROGRAM - IM	19951	Roadway Minor Rehab - Purple Book	I-215; 4500 S. to 2000 E.	Region Review	SALT LAKE	F016969	$ 5,437,246	$ 5,437,246	$ 336,003	$ 0	$ 5,773,249
NAT'L HIGHWAY PERFORM PROGRAM - IM	19951	Roadway Minor Rehab - Purple Book	I-215; 4500 S. to 2000 E.	Region Review	SALT LAKE	F016969	$ 235,450	$ 235,450	$ 14,550	$ 0	$ 250,000
NAT'L HIGHWAY PERFORM PROGRAM - IM	19951	Roadway Minor Rehab - Purple Book	I-215; 4500 S. to 2000 E.	Region Review	SALT LAKE	F016969	$ 25,194	$ 25,194	$ 1,557	$ 0	$ 26,751
NAT'L HIGHWAY PERFORM PROGRAM - IM	20840	Roadway Preventative Maintenance	I-15; 7200 S. to 9000 S.	Region Review	SALT LAKE	F017892	$ 285,379	$ 285,379	$ 17,635	$ 0	$ 303,014
NAT'L HIGHWAY PERFORM PROGRAM - IM	20840	Roadway Preventative Maintenance	I-15; 7200 S. to 9000 S.	Region Review	SALT LAKE	F017892	$ 91,341	$ 91,341	$ 5,645	$ 0	$ 96,986
NAT'L HIGHWAY PERFORM PROGRAM - IM	20840	Roadway Preventative Maintenance	I-15; 7200 S. to 9000 S.	Region Review	SALT LAKE	F017892	$ 0	$ 0	$ 0	$ 0	$ 0
NAT'L HIGHWAY PERFORM PROGRAM - IM	21346	Roadway Preventative Maintenance	I-80; MP 131.4 to 134.0	Substantially Compl	SALT LAKE	F018400	$ 5,229,025	$ 5,229,025	$ 323,136	$ 0	$ 5,552,161
NAT'L HIGHWAY PERFORM PROGRAM - IM	21346	Roadway Preventative Maintenance	I-80; MP 131.4 to 134.0	Substantially Compl	SALT LAKE	F018400	$ 230,741	$ 230,741	$ 14,259	$ 0	$ 245,000
NAT'L HIGHWAY PERFORM PROGRAM - IM	17295	Roadway Preventative Maintenance	I-80; MP 10.46 to MP 20	Closed	TOOELE	F014464	($1,640)	($1,640)	($101)	$ 0	($1,742)
NAT'L HIGHWAY PERFORM PROGRAM - IM	18274	Roadway Preventative Maintenance	I-80; Burmester to Begin Concrete	Close Out	TOOELE	F015377	($470,900)	($470,900)	($29,100)	$ 0	($500,000)
NAT'L HIGHWAY PERFORM PROGRAM - IM	19942	Roadway Preventative Maintenance	I-80; MP 41 to MP 50	Physically Complete	TOOELE	F016960	$ 554,944	$ 554,944	$ 34,294	$ 0	$ 589,238
NAT'L HIGHWAY PERFORM PROGRAM - IM	19942	Roadway Preventative Maintenance	I-80; MP 41 to MP 50	Physically Complete	TOOELE	F016960	$ 92	$ 92	$ 6	$ 0	$ 98
NAT'L HIGHWAY PERFORM PROGRAM - IM	19942	Roadway Preventative Maintenance	I-80; MP 41 to MP 50	Physically Complete	TOOELE	F016960	($941,892)	($941,892)	($58,206)	$ 0	($1,000,098)
NAT'L HIGHWAY PERFORM PROGRAM - IM	15486	Roadway Preventative Maintenance	I-84; SR-66 to Summit Co.	Close Out	VARIOUS	F012867	$ 4,138	$ 4,138	$ 256	$ 0	$ 4,394
NAT'L HIGHWAY PERFORM PROGRAM - IM	15486	Roadway Preventative Maintenance	I-84; SR-66 to Summit Co.	Close Out	VARIOUS	F012867	($4,138)	($4,138)	($256)	$ 0	($4,394)

Plan Fund Desc.	PIN	Index	Project Description	PIN Status	County	FMIS No.	Total Obligation	Federal Aid	State Match	Local Match	Total
NAT'L HIGHWAY PERFORM PROGRAM - IM	16018	Roadway Preventative Maintenance	I-80; Lambs to Kimball's	Closed	VARIOUS	F013311	$ 319,054	$ 319,054	$ 19,716	$ 0	$ 338,771
NAT'L HIGHWAY PERFORM PROGRAM - IM	16018	Roadway Preventative Maintenance	I-80; Lambs to Kimball's	Closed	VARIOUS	F013311	($333,775)	($333,775)	($20,626)	$ 0	($354,401)
NAT'L HIGHWAY PERFORM PROGRAM - IM	18227	Roadway Reconstruct - Without	I-15; 2600 South to Pages Ln (SB)	Closed	DAVIS	F015332	($64,248)	($64,248)	($3,970)	$ 0	($68,219)
NAT'L HIGHWAY PERFORM PROGRAM - IM	15703	Roadway New Construction (New	I-215 SB; Frontage Rd. Env (4100 to 4700 South)	Closed	SALT LAKE	F013061	($470,900)	($470,900)	($29,100)	$ 0	($500,000)
NAT'L HIGHWAY PERFORM PROGRAM - IM	17398	choke point	I-15 at 400 S & 600 N; SR-89 at NB I-15	Closed	SALT LAKE	F014561	($84,802)	($84,802)	($5,240)	$ 0	($90,042)
NAT'L HIGHWAY PERFORM PROGRAM - IM	17428	Roadway Reconstruct - Without	I-84; US-89 to SR-167	Substantially Compl	VARIOUS	F014591	($1,433,493)	($1,433,493)	($88,585)	$ 0	($1,522,078)
NAT'L HIGHWAY PERFORM PROGRAM - IM	16649	Spot Improvement - Safety	Barrier Upgrades Various Locations	Closed	BOX ELDER	F013897	$ 62,133	$ 62,133	$ 3,840	$ 0	$ 65,973
NAT'L HIGHWAY PERFORM PROGRAM - IM	16649	Spot Improvement - Safety	Barrier Upgrades Various Locations	Closed	BOX ELDER	F013897	($62,133)	($62,133)	($3,840)	$ 0	($65,973)
NAT'L HIGHWAY PERFORM PROGRAM - IM	17611	Spot Improvement - Safety	I-80; MP 84, VMS Wind Warning Sign (WB)	Closed	TOOELE	F014771	($47,090)	($47,090)	($2,910)	$ 0	($50,000)
NAT'L HIGHWAY PERFORM PROGRAM - IM	21161	Structures Bridge Rehabilitation	I-215 Structures Deck Repairs	Contract Closed Out	SALT LAKE	F018196	$ 0	$ 0	$ 0	$ 0	$ 0
NAT'L HIGHWAY PERFORM PROGRAM - IM	21674	ATMS Project	I-15 / I-84; Permanent VMS Board	Scoping	BOX ELDER	F018718	$ 42,381	$ 42,381	$ 2,619	$ 0	$ 45,000
NAT'L HIGHWAY PERFORM PROGRAM - IM	19188	ATMS Project	I-80; Variable Speed Limit Improvements	Close Out	VARIOUS	F016213	$ 0	$ 0	$ 0	$ 0	$ 0
PLANNING MPO (WFRC)	22030	Other	FY2025 WFRC MPO CPG SLC, O/L AREAS	Active	VARIOUS	F019048	$ 3,205,627	$ 3,205,627	$ 0	$ 0	$ 3,205,627
PLANNING MPO (WFRC)	22030	Other	FY2025 WFRC MPO CPG SLC, O/L AREAS	Active	VARIOUS	F019048	$ 3,205,627	$ 3,205,627	$ 0	$ 0	$ 3,205,627
PLANNING WFRC AT 100 %	20298	Other	FY2023 WFRC MPO CPG SLC, O/L AREAS	Closed	SALT LAKE	F017324	($751,039)	($751,039)	$ 0	$ 0	($751,039)
PLANNING WFRC AT 100 %	20298	Other	FY2023 WFRC MPO CPG SLC, O/L AREAS	Closed	SALT LAKE	F017324	($751,039)	($751,039)	$ 0	$ 0	($751,039)
PROTECT FUNDING ANY AREA	21346	Roadway Preventative Maintenance	I-80; MP 131.4 to 134.0	Substantially Compl	SALT LAKE	F018400	$ 5,348,320	$ 5,348,320	$ 1,337,080	$ 0	$ 6,685,400
PROTECT FUNDING ANY AREA	20601	Other	PROTECT Resilience Improvement Planning	Active	STATEWIDE	F017643	$ 8,820	$ 8,820	$ 2,205	$ 0	$ 11,025

Plan Fund Desc.	PIN	Index	Project Description	PIN Status	County	FMIS No.	Total Obligation	Federal Aid	State Match	Local Match	Total
PROTECT FUNDING ANY AREA	20028	Asset Management	I-80; Culvert Rehabilitation Phase II	Under Construction	VARIOUS	F017044	$ 1,200,000	$ 1,200,000	$ 300,000	$ 0	$ 1,500,000
PROTECT FUNDING ANY AREA	19187	Spot Improvement - Safety	I-80; Rockfall and Barrier Improvements	Substantially Compl	SALT LAKE	F016212	$ 1,437,969	$ 1,437,969	$ 359,492	$ 0	$ 1,797,462
PROTECT FUNDING ANY AREA	19187	Spot Improvement - Safety	I-80; Rockfall and Barrier Improvements	Substantially Compl	SALT LAKE	F016212	$ 98,400	$ 98,400	$ 24,600	$ 0	$ 123,000
PROTECT FUNDING ANY AREA	19187	Spot Improvement - Safety	I-80; Rockfall and Barrier Improvements	Substantially Compl	SALT LAKE	F016212	$ 0	$ 0	$ 0	$ 0	$ 0
PROTECT FUNDING ANY AREA	19456	Spot Improvement - Safety	SR-210; Avalanche Mitigation	Close Out	SALT LAKE	F016461	$ 200,000	$ 200,000	$ 50,000	$ 0	$ 250,000
PROTECT FUNDING ANY AREA	20006	Spot Improvement - Safety	SR-226 (Snowbasin Rd.) Entrance & Slide Repair	Contract Complete	VARIOUS	F017023	$ 588,000	$ 588,000	$ 147,000	$ 0	$ 735,000
PROTECT FUNDING ANY AREA	20006	Spot Improvement - Safety	SR-226 (Snowbasin Rd.) Entrance & Slide Repair	Contract Complete	VARIOUS	F017023	$ 92,000	$ 92,000	$ 23,000	$ 0	$ 115,000
PROTECT FUNDING ANY AREA	20020	Spot Improvement - Safety	SR-39, Ogden Canyon barrier upgrade	Under Construction	WEBER	F017037	$ 1,632,000	$ 1,632,000	$ 408,000	$ 0	$ 2,040,000
PROTECT FUNDING ANY AREA	20020	Spot Improvement - Safety	SR-39, Ogden Canyon barrier upgrade	Under Construction	WEBER	F017037	$ 168,000	$ 168,000	$ 42,000	$ 0	$ 210,000
PROTECT FUNDING ANY AREA	20020	Spot Improvement - Safety	SR-39, Ogden Canyon barrier upgrade	Under Construction	WEBER	F017037	$ 75,932	$ 75,932	$ 18,983	$ 0	$ 94,915
PROTECT FUNDING ANY AREA	20020	Spot Improvement - Safety	SR-39, Ogden Canyon barrier upgrade	Under Construction	WEBER	F017037	$ 0	$ 0	$ 0	$ 0	$ 0
PROTECT PANNING FUNDS	20601	Other	PROTECT Resilience Improvement Planning	Active	STATEWIDE	F017643	$ 151,770	$ 151,770	$ 0	$ 0	$ 151,770
PROTECT PANNING FUNDS	20601	Other	PROTECT Resilience Improvement Planning	Active	STATEWIDE	F017643	$ 151,770	$ 151,770	$ 0	$ 0	$ 151,770
RAIL/HWY DEVICES WITH STATE MATCH	16175	Railroad	1500 East (Uintah) Crossing Improvements	Contract Closed Out	WEBER	F013460	$ 4,500	$ 4,500	$ 500	$ 0	$ 5,000
RAIL/HWY DEVICES WITH STATE MATCH	16175	Railroad	1500 East (Uintah) Crossing Improvements	Contract Closed Out	WEBER	F013460	$ 0	$ 0	$ 0	$ 0	$ 0
RAIL/HWY DEVICES WITH STATE MATCH	16175	Railroad	1500 East (Uintah) Crossing Improvements	Contract Closed Out	WEBER	F013460	($4,500)	($4,500)	($500)	$ 0	($5,000)
RAIL/HWY HAZARD ELIM @100 %	14988	Railroad	Springville Sharp/Tintic RR Connection	Scoping	SALT LAKE	F012378	$ 720,000	$ 720,000	$ 0	$ 0	$ 720,000
RAIL/HWY HAZARD ELIM @100 %	17344	Railroad	2100 South Queue Cutter	Active	SALT LAKE	F014511	$ 169,800	$ 169,800	$ 0	$ 0	$ 169,800

Plan Fund Desc.	PIN	Index	Project Description	PIN Status	County	FMIS No.	Total Obligation	Federal Aid	State Match	Local Match	Total
RAIL/HWY HAZARD ELIM @100 %	17344	Railroad	2100 South Queue Cutter	Active	SALT LAKE	F014511	$ 53,000	$ 53,000	$ 0	$ 0	$ 53,000
RAIL/HWY HAZARD ELIM @100 %	19521	Railroad	RR Xing Program Management FY24	Under Construction	SALT LAKE	F016526	$ 150,000	$ 150,000	$ 0	$ 0	$ 150,000
RAIL/HWY HAZARD ELIM @100 %	19522	Railroad	FRA RR Xing Inventory FY24	Active	SALT LAKE	F016527	$ 250,000	$ 250,000	$ 0	$ 0	$ 250,000
RAIL/HWY HAZARD ELIM @100 %	22020	Railroad	FY2025 Research Work Program	Active	STATEWIDE	F019038	$ 2,513,800	$ 2,513,800	$ 0	$ 0	$ 2,513,800
RAIL/HWY HAZARD ELIM @100 %	18006	Railroad	Active Warnings on Stansbury Island Road	Under Construction	TOOELE	F015131	$ 535,000	$ 535,000	$ 0	$ 0	$ 535,000
RAIL/HWY HAZARD ELIM @100 %	18006	Railroad	Active Warnings on Stansbury Island Road	Under Construction	TOOELE	F015131	$ 250,000	$ 250,000	$ 0	$ 0	$ 250,000
RE-PURPOSED EARMARK SPECIAL	19134	Intersection Improvements	SR-134; Left Turn Lanes at SR-39	Awarded	WEBER	F016159	$ 45,489	$ 45,489	$ 3,303	$ 0	$ 48,792
RE-PURPOSED EARMARK SPECIAL	19134	Intersection Improvements	SR-134; Left Turn Lanes at SR-39	Awarded	WEBER	F016159	$ 45,489	$ 45,489	$ 3,303	$ 0	$ 48,792
SAFE ACCESS PLANNING METRO	22025	Other	FY2025 Statewide Planning Work Program	Active	STATEWIDE	F019043	$ 658,489	$ 658,489	$ 0	$ 0	$ 658,489
SAFE ACCESS PLANNING METRO	22030	Other	FY2025 WFRC MPO CPG SLC, O/L AREAS	Active	VARIOUS	F019048	$ 201,277	$ 201,277	$ 0	$ 0	$ 201,277
SAFE ACCESS PLANNING METRO	16933	Trails and Bikepaths	Main Street (SR-106); Park Lane to Shepard Lane	Active	DAVIS	F014161	$ 985,565	$ 985,565	$ 0	$ 0	$ 985,565
SECTION 154 PENALTIES FOR HSIP	12446	Structures Bridge Rehabilitation	SR-39; Ogden to Pineview Reservoir Bridge Rehab	Close Out	WEBER	F009933	$ 0	$ 0	$ 0	$ 0	$ 0
SPR PLANNING FUNDS @ 100%	21525	Other	Western Transportation Research Consortium	Active	STATEWIDE	F018570	$ 15,000	$ 15,000	$ 0	$ 0	$ 15,000
SPR PLANNING FUNDS @ 100%	22025	Other	FY2025 Statewide Planning Work Program	Active	STATEWIDE	F019043	$ 6,034,939	$ 6,034,939	$ 0	$ 0	$ 6,034,939
SPR PLANNING FUNDS @ 100%	22025	Other	FY2025 Statewide Planning Work Program	Active	STATEWIDE	F019043	$ 6,019,939	$ 6,019,939	$ 0	$ 0	$ 6,019,939
SPR POOLED FUND 100%	21525	Other	Western Transportation Research Consortium	Active	STATEWIDE	F018570	$ 165,000	$ 165,000	$ 0	$ 0	$ 165,000
SPR POOLED FUND 100%	21525	Other	Western Transportation Research Consortium	Active	STATEWIDE	F018570	$ 45,000	$ 135,000	$ 0	$ 0	$ 135,000
SPR POOLED FUND 100%	21525	Other	Western Transportation Research Consortium	Active	STATEWIDE	F018570	$ 30,000	$ 60,000	$ 0	$ 0	$ 60,000

Plan Fund Desc.	PIN	Index	Project Description	PIN Status	County	FMIS No.	Total Obligation	Federal Aid	State Match	Local Match	Total
SPR POOLED FUND 100%	21525	Other	Western Transportation Research Consortium	Active	STATEWIDE	F018570	$ 15,000	$ 15,000	$ 0	$ 0	$ 15,000
SPR POOLED FUND 100%	19538	Other Study	2021 Pooled Fund Study, Western Alliance QTC	Active	STATEWIDE	F016543	$ 36,000	$ 36,000	$ 0	$ 0	$ 36,000
SPR POOLED FUND 100%	19538	Other Study	2021 Pooled Fund Study, Western Alliance QTC	Active	STATEWIDE	F016543	$ 12,000	$ 24,000	$ 0	$ 0	$ 24,000
SPR POOLED FUND 100%	20158	Ped & Bike	Study; Undrained Shear Liquefaction Phase 1	Active	STATEWIDE	F017192	$ 20,000	$ 40,000	$ 0	$ 0	$ 40,000
STATEWIDE PLANNING & RESEARCH (PLANNING)	19600	Planning	FY2022 Statewide Planning Work Program	Closed	STATEWIDE	F016604	($7,970)	($7,970)	$ 0	$ 0	($7,970)
STATEWIDE PLANNING & RESEARCH (PLANNING)	18758	Planning	FY 2021 Statewide Planning Work Program	Closed	VARIOUS	F015811	($1,279,005)	($1,279,005)	($317,759)	$ 0	($1,596,763)
STATEWIDE PLANNING & RESEARCH (PLANNING)	18758	Planning	FY 2021 Statewide Planning Work Program	Closed	VARIOUS	F015811	($1,351,034)	($1,351,034)	($337,759)	$ 0	($1,688,793)
STATEWIDE PLANNING & RESEARCH (RESEARCH)	19233	Roadway Preventative Maintenance	SR-199; MP 8 to SR-36	Contract Closed Out	TOOELE	F016256	$ 1,318,460	$ 1,318,460	$ 329,615	$ 0	$ 1,648,075
STATEWIDE PLANNING & RESEARCH (RESEARCH)	20299	Other	FY2023 Research Work Program	Close Out	STATEWIDE	F017325	($95,692)	($95,692)	($23,923)	$ 0	($119,616)
STATEWIDE PLANNING & RESEARCH (RESEARCH)	20299	Other	FY2023 Research Work Program	Close Out	STATEWIDE	F017325	($1,700,000)	($1,700,000)	($425,000)	$ 0	($2,125,000)
STATEWIDE PLANNING & RESEARCH (RESEARCH)	21169	Other	FY2024 Research Work Program	Close Out	STATEWIDE	F018204	$ 628,427	$ 628,427	$ 157,107	$ 0	$ 785,533
STATEWIDE PLANNING & RESEARCH (RESEARCH)	22020	Other	FY2025 Research Work Program	Active	STATEWIDE	F019038	$ 2,501,719	$ 2,501,719	$ 625,430	$ 0	$ 3,127,149
STATEWIDE PLANNING & RESEARCH (RESEARCH)	19601	Other Study	FY2022 Research Work Program	Closed	STATEWIDE	F016605	($15,994)	($15,994)	($3,998)	$ 0	($19,992)
STP - O/L URBAN AREA @ 100%	11990	Funding Pass Through	Transportation and Land Use Connection Program	Active	DAVIS	F009513	$ 356,319	$ 356,319	$ 0	$ 0	$ 356,319
STP - O/L URBAN AREA @ 100%	22026	other	FY2025 State Training Budget	Active	STATEWIDE	F019044	$ 801,368	$ 801,368	$ 0	$ 0	$ 801,368
STP - O/L URBAN AREA @ 100%	22030	Other	FY2025 WFRC MPO CPG SLC, O/L AREAS	Active	VARIOUS	F019048	$ 445,049	$ 445,049	$ 0	$ 0	$ 445,049
STP - BRIDGE FUNDS FOR STATE PROJECTS	21925	Other	Bridge Insp Team Lead and Training Support 2024	Scoping	VARIOUS	F018947	$ 93,230	$ 93,230	$ 6,770	$ 0	$ 100,000
STP - BRIDGE FUNDS FOR STATE PROJECTS	21946	Other	Statewide Bridge Inspection SNBI Data Update	Scoping	VARIOUS	F018967	$ 1,864,600	$ 1,864,600	$ 135,400	$ 0	$ 2,000,000

Plan Fund Desc.	PIN	Index	Project Description	PIN Status	County	FMIS No.	Total Obligation	Federal Aid	State Match	Local Match	Total
STP - BRIDGE FUNDS FOR STATE PROJECTS	19478	Structures Bridge Rehabilitation	Grouse Creek Bridge Replacement (0C 459)	Under Construction	BOX ELDER	F016483	$ 574,789	$ 574,789	$ 41,739	$ 0	$ 616,528
STP - BRIDGE FUNDS FOR STATE PROJECTS	17365	Structures Bridge Replacement	Adams Ave over I-84 Deck Replacement (0C 644)	Under Construction	DAVIS	F014531	$ 13,985	$ 13,985	$ 1,016	$ 0	$ 15,000
STP - BRIDGE FUNDS FOR STATE PROJECTS	17365	Structures Bridge Replacement	Adams Ave over I-84 Deck Replacement (0C 644)	Under Construction	DAVIS	F014531	$ 0	$ 0	$ 0	$ 0	$ 0
STP - BRIDGE FUNDS FOR STATE PROJECTS	17365	Structures Bridge Replacement	Adams Ave over I-84 Deck Replacement (0C 644)	Under Construction	DAVIS	F014531	($13,985)	($13,985)	($1,016)	$ 0	($15,000)
STP - BRIDGE FUNDS FOR STATE PROJECTS	14666	Structures Bridge Rehabilitation	Bridge Inspection Program 2017 - 2021	Closed	SALT LAKE	F012070	($35,213)	($35,213)	($2,557)	$ 0	($37,770)
STP - BRIDGE FUNDS FOR STATE PROJECTS	16162	Bridge Inspection	Bridge Inspection Program (2022 - 2026)	Scoping	SALT LAKE	F013447	$ 4,754,730	$ 4,754,730	$ 345,270	$ 0	$ 5,100,000
STP - BRIDGE FUNDS FOR STATE PROJECTS	16490	Structures Bridge Replacement	700 W, 300 W & TRAX over I-215 Bridge Rehabs	Physically Complete	SALT LAKE	F013739	$ 6,012,403	$ 6,012,403	$ 436,597	$ 0	$ 6,449,000
STP - BRIDGE FUNDS FOR STATE PROJECTS	16490	Structures Bridge Replacement	700 W, 300 W & TRAX over I-215 Bridge Rehabs	Physically Complete	SALT LAKE	F013739	$ 228,909	$ 228,909	$ 16,622	$ 0	$ 245,531
STP - BRIDGE FUNDS FOR STATE PROJECTS	16490	Structures Bridge Replacement	700 W, 300 W & TRAX over I-215 Bridge Rehabs	Physically Complete	SALT LAKE	F013739	($228,909)	($228,909)	($16,622)	$ 0	($245,531)
STP - BRIDGE FUNDS FOR STATE PROJECTS	19504	Structures Bridge Rehabilitation	SR-201 over 3200 W Bridge Rehabilitation (0C 709)	Under Construction	SALT LAKE	F016509	$ 9,896,271	$ 9,896,271	$ 718,629	$ 0	$ 10,614,900
STP - BRIDGE FUNDS FOR STATE PROJECTS	19504	Structures Bridge Rehabilitation	SR-201 over 3200 W Bridge Rehabilitation (0C 709)	Under Construction	SALT LAKE	F016509	$ 815,763	$ 815,763	$ 59,238	$ 0	$ 875,000
STP - BRIDGE FUNDS FOR STATE PROJECTS	19504	Structures Bridge Rehabilitation	SR-201 over 3200 W Bridge Rehabilitation (0C 709)	Under Construction	SALT LAKE	F016509	$ 0	$ 0	$ 0	$ 0	$ 0
STP - BRIDGE FUNDS FOR STATE PROJECTS	14264	Structures Bridge Rehabilitation	I-84; Over Weber River and UPRR Bridge Repl, C-476	Advertised	VARIOUS	F011687	$ 2,346,599	$ 2,346,599	$ 170,401	$ 0	$ 2,517,000
STP - BRIDGE FUNDS FOR STATE PROJECTS	14264	Structures Bridge Rehabilitation	I-84; Over Weber River and UPRR Bridge Repl, C-476	Advertised	VARIOUS	F011687	$ 0	$ 0	$ 0	$ 0	$ 0
STP - BRIDGE FUNDS FOR STATE PROJECTS	12446	Structures Bridge Rehabilitation	SR-39; Ogden to Pineview Reservoir Bridge Rehab	Close Out	WEBER	F009933	$ 0	$ 0	$ 0	$ 0	$ 0
STP - BRIDGE FUNDS FOR STATE PROJECTS	14263	Structures Bridge Rehabilitation	SR-53; 24th Street Viaduct Rehab, Ogden, C-655	Closed	WEBER	F011686	$ 63,692	$ 63,692	$ 4,625	$ 0	$ 68,317
STP - BRIDGE FUNDS FOR STATE PROJECTS	14263	Structures Bridge Rehabilitation	SR-53; 24th Street Viaduct Rehab, Ogden, C-655	Closed	WEBER	F011686	($63,692)	($63,692)	($4,625)	$ 0	($68,317)
STP - BRIDGE FUNDS FOR STATE PROJECTS	16638	Structures Preventative Maintenance	Structural Load Rating Maintenance (2022 - 2026)	Scoping	SALT LAKE	F013886	$ 605,995	$ 605,995	$ 44,005	$ 0	$ 650,000

Plan Fund Desc.	PIN	Index	Project Description	PIN Status	County	FMIS No.	Total Obligation	Federal Aid	State Match	Local Match	Total
STP - FLEXIBLE (ANY AREA) STATEWIDE	16525	Roadway Minor Rehab - Purple Book	SR-13; US-91 to I-15	Awarded	BOX ELDER	F013774	$ 4,323,003	$ 4,323,003	$ 313,920	$ 0	$ 4,636,922
STP - FLEXIBLE (ANY AREA) STATEWIDE	16525	Roadway Minor Rehab - Purple Book	SR-13; US-91 to I-15	Awarded	BOX ELDER	F013774	$ 315,188	$ 315,188	$ 22,888	$ 0	$ 338,076
STP - FLEXIBLE (ANY AREA) STATEWIDE	16525	Roadway Minor Rehab - Purple Book	SR-13; US-91 to I-15	Awarded	BOX ELDER	F013774	$ 302,998	$ 302,998	$ 22,003	$ 0	$ 325,000
STP - FLEXIBLE (ANY AREA) STATEWIDE	19256	Roadway Preventative Maintenance	SR-193; SR-126 to SR-232	Under Construction	DAVIS	F016278	$ 111,876	$ 111,876	$ 8,124	$ 0	$ 120,000
STP - FLEXIBLE (ANY AREA) STATEWIDE	19261	Roadway Minor Rehab - Purple Book	SR-106; 1700 South to US-89	Awarded	DAVIS	F016283	$ 550,057	$ 550,057	$ 39,943	$ 0	$ 590,000
STP - FLEXIBLE (ANY AREA) STATEWIDE	19261	Roadway Minor Rehab - Purple Book	SR-106; 1700 South to US-89	Awarded	DAVIS	F016283	$ 9,323	$ 9,323	$ 677	$ 0	$ 10,000
STP - FLEXIBLE (ANY AREA) STATEWIDE	19261	Roadway Minor Rehab - Purple Book	SR-106; 1700 South to US-89	Awarded	DAVIS	F016283	$ 0	$ 0	$ 0	$ 0	$ 0
STP - FLEXIBLE (ANY AREA) STATEWIDE	19262	Roadway Minor Rehab - Purple Book	SR-273; US-89 to I-15	Under Construction	DAVIS	F016284	$ 4,800,465	$ 4,800,465	$ 348,591	$ 0	$ 5,149,056
STP - FLEXIBLE (ANY AREA) STATEWIDE	19262	Roadway Minor Rehab - Purple Book	SR-273; US-89 to I-15	Under Construction	DAVIS	F016284	$ 372,920	$ 372,920	$ 27,080	$ 0	$ 400,000
STP - FLEXIBLE (ANY AREA) STATEWIDE	19262	Roadway Minor Rehab - Purple Book	SR-273; US-89 to I-15	Under Construction	DAVIS	F016284	$ 27,969	$ 27,969	$ 2,031	$ 0	$ 30,000
STP - FLEXIBLE (ANY AREA) STATEWIDE	19262	Roadway Minor Rehab - Purple Book	SR-273; US-89 to I-15	Under Construction	DAVIS	F016284	$ 0	$ 0	$ 0	$ 0	$ 0
STP - FLEXIBLE (ANY AREA) STATEWIDE	19819	Roadway Preventative Maintenance	I-15: Pages Lane to Lagoon, Panel Replacement	Closed	DAVIS	F016844	($20,932)	($20,932)	($1,520)	$ 0	($22,452)
STP - FLEXIBLE (ANY AREA) STATEWIDE	19875	Roadway Preventative Maintenance	US-89; MP 397.11 to MP 398.11	Closed	DAVIS	F016894	($462,077)	($462,077)	($33,554)	$ 0	($495,632)
STP - FLEXIBLE (ANY AREA) STATEWIDE	20880	Roadway Preventative Maintenance	SR-103; SR-126 to HAFB	Under Construction	DAVIS	F017931	$ 617,879	$ 617,879	$ 44,868	$ 0	$ 662,747
STP - FLEXIBLE (ANY AREA) STATEWIDE	20880	Roadway Preventative Maintenance	SR-103; SR-126 to HAFB	Under Construction	DAVIS	F017931	$ 69,923	$ 69,923	$ 5,078	$ 0	$ 75,000
STP - FLEXIBLE (ANY AREA) STATEWIDE	20880	Roadway Preventative Maintenance	SR-103; SR-126 to HAFB	Under Construction	DAVIS	F017931	$ 11,423	$ 11,423	$ 830	$ 0	$ 12,253
STP - FLEXIBLE (ANY AREA) STATEWIDE	20882	Roadway Preventative Maintenance	SR-68; I-15 to US-89	Advertised	DAVIS	F017933	$ 200,445	$ 200,445	$ 14,556	$ 0	$ 215,000
STP - FLEXIBLE (ANY AREA) STATEWIDE	20882	Roadway Preventative Maintenance	SR-68; I-15 to US-89	Advertised	DAVIS	F017933	$ 186,460	$ 186,460	$ 13,540	$ 0	$ 200,000

Plan Fund Desc.	PIN	Index	Project Description	PIN Status	County	FMIS No.	Total Obligation	Federal Aid	State Match	Local Match	Total
STP - FLEXIBLE (ANY AREA) STATEWIDE	20995	Roadway Preventative Maintenance	SR-126; I-15 to 300 N	Substantially Compl	DAVIS	F018033	$ 5,062,738	$ 5,062,738	$ 367,636	$ 0	$ 5,430,375
STP - FLEXIBLE (ANY AREA) STATEWIDE	20995	Roadway Preventative Maintenance	SR-126; I-15 to 300 N	Substantially Compl	DAVIS	F018033	$ 233,075	$ 233,075	$ 16,925	$ 0	$ 250,000
STP - FLEXIBLE (ANY AREA) STATEWIDE	20995	Roadway Preventative Maintenance	SR-126; I-15 to 300 N	Substantially Compl	DAVIS	F018033	$ 204,757	$ 204,757	$ 14,869	$ 0	$ 219,625
STP - FLEXIBLE (ANY AREA) STATEWIDE	20995	Roadway Preventative Maintenance	SR-126; I-15 to 300 N	Substantially Compl	DAVIS	F018033	$ 0	$ 0	$ 0	$ 0	$ 0
STP - FLEXIBLE (ANY AREA) STATEWIDE	21319	Roadway Preventative Maintenance	US-89; SR-193 to Weber River	Under Construction	DAVIS	F018374	$ 1,028,369	$ 1,028,369	$ 74,676	$ 0	$ 1,103,045
STP - FLEXIBLE (ANY AREA) STATEWIDE	21319	Roadway Preventative Maintenance	US-89; SR-193 to Weber River	Under Construction	DAVIS	F018374	($1,028,369)	($1,028,369)	($74,676)	$ 0	($1,103,045)
STP - FLEXIBLE (ANY AREA) STATEWIDE	19253	Roadway Preventative Maintenance	SR-66; Porterville to Morgan	Close Out	MORGAN	F016275	$ 258,017	$ 258,017	$ 18,736	$ 0	$ 276,753
STP - FLEXIBLE (ANY AREA) STATEWIDE	15688	Roadway Minor Rehab - Purple Book	I-80; 1300 E to 2300 E and I-215; 3300 S to 4500 S	Physically Complete	SALT LAKE	F013049	$ 14,206,155	$ 14,206,155	$ 1,031,596	$ 0	$ 15,237,751
STP - FLEXIBLE (ANY AREA) STATEWIDE	15688	Roadway Minor Rehab - Purple Book	I-80; 1300 E to 2300 E and I-215; 3300 S to 4500 S	Physically Complete	SALT LAKE	F013049	$ 4,661,500	$ 4,661,500	$ 338,500	$ 0	$ 5,000,000
STP - FLEXIBLE (ANY AREA) STATEWIDE	15688	Roadway Minor Rehab - Purple Book	I-80; 1300 E to 2300 E and I-215; 3300 S to 4500 S	Physically Complete	SALT LAKE	F013049	$ 2,302,781	$ 2,302,781	$ 167,219	$ 0	$ 2,470,000
STP - FLEXIBLE (ANY AREA) STATEWIDE	15688	Roadway Minor Rehab - Purple Book	I-80; 1300 E to 2300 E and I-215; 3300 S to 4500 S	Physically Complete	SALT LAKE	F013049	$ 1,878,399	$ 1,878,399	$ 136,402	$ 0	$ 2,014,801
STP - FLEXIBLE (ANY AREA) STATEWIDE	15688	Roadway Minor Rehab - Purple Book	I-80; 1300 E to 2300 E and I-215; 3300 S to 4500 S	Physically Complete	SALT LAKE	F013049	$ 932,300	$ 932,300	$ 67,700	$ 0	$ 1,000,000
STP - FLEXIBLE (ANY AREA) STATEWIDE	15688	Roadway Minor Rehab - Purple Book	I-80; 1300 E to 2300 E and I-215; 3300 S to 4500 S	Physically Complete	SALT LAKE	F013049	$ 932,300	$ 932,300	$ 67,700	$ 0	$ 1,000,000
STP - FLEXIBLE (ANY AREA) STATEWIDE	15688	Roadway Minor Rehab - Purple Book	I-80; 1300 E to 2300 E and I-215; 3300 S to 4500 S	Physically Complete	SALT LAKE	F013049	$ 233,075	$ 233,075	$ 16,925	$ 0	$ 250,000
STP - FLEXIBLE (ANY AREA) STATEWIDE	15688	Roadway Minor Rehab - Purple Book	I-80; 1300 E to 2300 E and I-215; 3300 S to 4500 S	Physically Complete	SALT LAKE	F013049	$ 0	$ 0	$ 0	$ 0	$ 0
STP - FLEXIBLE (ANY AREA) STATEWIDE	16210	Roadway Preventative Maintenance	US-89; I-215 to 3000 South	Contract Closed Out	SALT LAKE	F013500	$ 467,062	$ 467,062	$ 33,916	$ 0	$ 500,978
STP - FLEXIBLE (ANY AREA) STATEWIDE	16210	Roadway Preventative Maintenance	US-89; I-215 to 3000 South	Contract Closed Out	SALT LAKE	F013500	$ 9,323	$ 9,323	$ 677	$ 0	$ 10,000
STP - FLEXIBLE (ANY AREA) STATEWIDE	17304	Roadway Preventative Maintenance	SR-266; I-15 to 700 E.	Close Out	SALT LAKE	F014473	$ 93,230	$ 93,230	$ 6,770	$ 0	$ 100,000

Plan Fund Desc.	PIN	Index	Project Description	PIN Status	County	FMIS No.	Total Obligation	Federal Aid	State Match	Local Match	Total
STP - FLEXIBLE (ANY AREA) STATEWIDE	17304	Roadway Preventative Maintenance	SR-266; I-15 to 700 E.	Close Out	SALT LAKE	F014473	($447,504)	($447,504)	($32,496)	$ 0	($480,000)
STP - FLEXIBLE (ANY AREA) STATEWIDE	17339	Roadway Preventative Maintenance	SR-154; 13800 S. to I-15	Closed	SALT LAKE	F014506	($130,706)	($130,706)	($9,491)	$ 0	($140,197)
STP - FLEXIBLE (ANY AREA) STATEWIDE	18194	Roadway Preventative Maintenance	SR-48; 1300 W. to River Gate Dr.	Closed	SALT LAKE	F015299	($145,977)	($145,977)	($10,600)	$ 0	($156,577)
STP - FLEXIBLE (ANY AREA) STATEWIDE	18268	Roadway Preventative Maintenance	SR-85; 13400 S. to Old Bingham Hwy, 90th, 78th, 62	Close Out	SALT LAKE	F015371	$ 0	$ 0	$ 0	$ 0	$ 0
STP - FLEXIBLE (ANY AREA) STATEWIDE	18279	Roadway Minor Rehab - Purple Book	SR-186; State Street to 1300 E.	Under Construction	SALT LAKE	F015382	$ 88,053	$ 88,053	$ 6,394	$ 0	$ 94,447
STP - FLEXIBLE (ANY AREA) STATEWIDE	19232	Roadway Preventative Maintenance	SR-190; Pavement Preservation	Under Construction	SALT LAKE	F016255	$ 932	$ 932	$ 68	$ 0	$ 1,000
STP - FLEXIBLE (ANY AREA) STATEWIDE	19232	Roadway Preventative Maintenance	SR-190; Pavement Preservation	Under Construction	SALT LAKE	F016255	($932)	($932)	($68)	$ 0	($1,000)
STP - FLEXIBLE (ANY AREA) STATEWIDE	19234	Roadway Preventative Maintenance	SR-209; Bangerter Highway to Redwood Rd.	Active	SALT LAKE	F016257	$ 233,075	$ 233,075	$ 16,925	$ 0	$ 250,000
STP - FLEXIBLE (ANY AREA) STATEWIDE	19234	Roadway Preventative Maintenance	SR-209; Bangerter Highway to Redwood Rd.	Active	SALT LAKE	F016257	$ 62,464	$ 62,464	$ 4,536	$ 0	$ 67,000
STP - FLEXIBLE (ANY AREA) STATEWIDE	19234	Roadway Preventative Maintenance	SR-209; Bangerter Highway to Redwood Rd.	Active	SALT LAKE	F016257	$ 46,615	$ 46,615	$ 3,385	$ 0	$ 50,000
STP - FLEXIBLE (ANY AREA) STATEWIDE	19235	Roadway Preventative Maintenance	SR-172; 3100 S. to SR-201	Scoping	SALT LAKE	F016258	$ 94,162	$ 94,162	$ 6,838	$ 0	$ 101,000
STP - FLEXIBLE (ANY AREA) STATEWIDE	19235	Roadway Preventative Maintenance	SR-172; 3100 S. to SR-201	Scoping	SALT LAKE	F016258	$ 87,636	$ 87,636	$ 6,364	$ 0	$ 94,000
STP - FLEXIBLE (ANY AREA) STATEWIDE	19235	Roadway Preventative Maintenance	SR-172; 3100 S. to SR-201	Scoping	SALT LAKE	F016258	$ 55,938	$ 55,938	$ 4,062	$ 0	$ 60,000
STP - FLEXIBLE (ANY AREA) STATEWIDE	19237	Roadway Preventative Maintenance	SR-171; Highland Dr to 2700 East	Under Construction	SALT LAKE	F016260	$ 2,033,346	$ 2,033,346	$ 147,654	$ 0	$ 2,181,000
STP - FLEXIBLE (ANY AREA) STATEWIDE	19237	Roadway Preventative Maintenance	SR-171; Highland Dr to 2700 East	Under Construction	SALT LAKE	F016260	$ 249,856	$ 249,856	$ 18,144	$ 0	$ 268,000
STP - FLEXIBLE (ANY AREA) STATEWIDE	19237	Roadway Preventative Maintenance	SR-171; Highland Dr to 2700 East	Under Construction	SALT LAKE	F016260	$ 234,007	$ 234,007	$ 16,993	$ 0	$ 251,000
STP - FLEXIBLE (ANY AREA) STATEWIDE	19237	Roadway Preventative Maintenance	SR-171; Highland Dr to 2700 East	Under Construction	SALT LAKE	F016260	$ 186,460	$ 186,460	$ 13,540	$ 0	$ 200,000
STP - FLEXIBLE (ANY AREA) STATEWIDE	19241	Roadway Preventative Maintenance	SR-209; 4800 W to U-111	Scoping	SALT LAKE	F016264	$ 233,075	$ 233,075	$ 16,925	$ 0	$ 250,000

Plan Fund Desc.	PIN	Index	Project Description	PIN Status	County	FMIS No.	Total Obligation	Federal Aid	State Match	Local Match	Total
STP - FLEXIBLE (ANY AREA) STATEWIDE	19243	Roadway Preventative Maintenance	SR-171; Redwood Rd. to 700 W.	Scoping	SALT LAKE	F016266	$ 195,783	$ 195,783	$ 14,217	$ 0	$ 210,000
STP - FLEXIBLE (ANY AREA) STATEWIDE	19949	Roadway Preventative Maintenance	SR-201; 900 W to State Street	Active	SALT LAKE	F016967	$ 192,986	$ 192,986	$ 14,014	$ 0	$ 207,000
STP - FLEXIBLE (ANY AREA) STATEWIDE	19949	Roadway Preventative Maintenance	SR-201; 900 W to State Street	Active	SALT LAKE	F016967	$ 65,261	$ 65,261	$ 4,739	$ 0	$ 70,000
STP - FLEXIBLE (ANY AREA) STATEWIDE	19949	Roadway Preventative Maintenance	SR-201; 900 W to State Street	Active	SALT LAKE	F016967	$ 40,089	$ 40,089	$ 2,911	$ 0	$ 43,000
STP - FLEXIBLE (ANY AREA) STATEWIDE	19951	Roadway Minor Rehab - Purple Book	I-215; 4500 S. to 2000 E.	Region Review	SALT LAKE	F016969	$ 415,815	$ 415,815	$ 30,195	$ 0	$ 446,010
STP - FLEXIBLE (ANY AREA) STATEWIDE	20025	Roadway Minor Rehab - Purple Book	I-15; Concrete Repair & Expansion Joints	Region Review	SALT LAKE	F017041	$ 821,658	$ 821,658	$ 59,666	$ 0	$ 881,323
STP - FLEXIBLE (ANY AREA) STATEWIDE	20027	Roadway Minor Rehab - Purple Book	SR-175; Pavement Restoration at Various Locations	Physically Complete	SALT LAKE	F017043	$ 1,015,292	$ 1,015,292	$ 73,727	$ 0	$ 1,089,019
STP - FLEXIBLE (ANY AREA) STATEWIDE	20027	Roadway Minor Rehab - Purple Book	SR-175; Pavement Restoration at Various Locations	Physically Complete	SALT LAKE	F017043	$ 195,783	$ 195,783	$ 14,217	$ 0	$ 210,000
STP - FLEXIBLE (ANY AREA) STATEWIDE	20027	Roadway Minor Rehab - Purple Book	SR-175; Pavement Restoration at Various Locations	Physically Complete	SALT LAKE	F017043	$ 0	$ 0	$ 0	$ 0	$ 0
STP - FLEXIBLE (ANY AREA) STATEWIDE	21615	Roadway Minor Rehab - Purple Book	I-80; Parley's Way Ramps	Active	SALT LAKE	F018660	$ 111,876	$ 111,876	$ 8,124	$ 0	$ 120,000
STP - FLEXIBLE (ANY AREA) STATEWIDE	21722	Roadway Minor Rehab - Purple Book	I-15; Concrete Repair & Expansion Joints Phase 3	Active	SALT LAKE	F018762	$ 186,460	$ 186,460	$ 13,540	$ 0	$ 200,000
STP - FLEXIBLE (ANY AREA) STATEWIDE	15252	Roadway Preventative Maintenance	SR-112; SR-138 to SR-36	Closed	TOOELE	F012653	($33,661)	($33,661)	($2,444)	$ 0	($36,105)
STP - FLEXIBLE (ANY AREA) STATEWIDE	18271	Roadway Preventative Maintenance	I-80; MP 50 to MP 60	Close Out	TOOELE	F015374	($628,704)	($628,704)	($45,654)	$ 0	($674,358)
STP - FLEXIBLE (ANY AREA) STATEWIDE	19233	Roadway Preventative Maintenance	SR-199; MP 8 to SR-36	Contract Closed Out	TOOELE	F016256	$ 1,317,003	$ 1,317,003	$ 95,636	$ 0	$ 1,412,639
STP - FLEXIBLE (ANY AREA) STATEWIDE	19233	Roadway Preventative Maintenance	SR-199; MP 8 to SR-36	Contract Closed Out	TOOELE	F016256	$ 13,687	$ 13,687	$ 994	$ 0	$ 14,681
STP - FLEXIBLE (ANY AREA) STATEWIDE	19233	Roadway Preventative Maintenance	SR-199; MP 8 to SR-36	Contract Closed Out	TOOELE	F016256	($39,455)	($39,455)	($2,865)	$ 0	($42,320)
STP - FLEXIBLE (ANY AREA) STATEWIDE	15486	Roadway Preventative Maintenance	I-84; SR-66 to Summit Co.	Close Out	VARIOUS	F012867	$ 265,706	$ 265,706	$ 19,295	$ 0	$ 285,000
STP - FLEXIBLE (ANY AREA) STATEWIDE	15486	Roadway Preventative Maintenance	I-84; SR-66 to Summit Co.	Close Out	VARIOUS	F012867	$ 186,460	$ 186,460	$ 13,540	$ 0	$ 200,000

Plan Fund Desc.	PIN	Index	Project Description	PIN Status	County	FMIS No.	Total Obligation	Federal Aid	State Match	Local Match	Total
STP - FLEXIBLE (ANY AREA) STATEWIDE	16018	Roadway Preventative Maintenance	I-80; Lambs to Kimball's	Closed	VARIOUS	F013311	($13,340)	($13,340)	($969)	$ 0	($14,309)
STP - FLEXIBLE (ANY AREA) STATEWIDE	19189	Roadway Minor Rehab - Purple Book	SR-35; MP 0 to 12.35	Under Construction	VARIOUS	F016214	$ 2,411,512	$ 2,411,512	$ 175,115	$ 0	$ 2,586,627
STP - FLEXIBLE (ANY AREA) STATEWIDE	19189	Roadway Minor Rehab - Purple Book	SR-35; MP 0 to 12.35	Under Construction	VARIOUS	F016214	$ 0	$ 0	($0)	$ 0	($0)
STP - FLEXIBLE (ANY AREA) STATEWIDE	19189	Roadway Minor Rehab - Purple Book	SR-35; MP 0 to 12.35	Under Construction	VARIOUS	F016214	($90,085)	($90,085)	($6,542)	$ 0	($96,627)
STP - FLEXIBLE (ANY AREA) STATEWIDE	19255	Roadway Preventative Maintenance	SR-126; SR-39 to US-89	Active	VARIOUS	F016277	$ 372,920	$ 372,920	$ 27,080	$ 0	$ 400,000
STP - FLEXIBLE (ANY AREA) STATEWIDE	19953	Roadway Preventative Maintenance	SR-150; Trial Lake Rd to Sulphur	Under Construction	VARIOUS	F016971	$ 163,153	$ 163,153	$ 11,848	$ 0	$ 175,000
STP - FLEXIBLE (ANY AREA) STATEWIDE	19953	Roadway Preventative Maintenance	SR-150; Trial Lake Rd to Sulphur	Under Construction	VARIOUS	F016971	$ 3,648	$ 3,648	$ 265	$ 0	$ 3,913
STP - FLEXIBLE (ANY AREA) STATEWIDE	20791	Roadway Preventative Maintenance	Upgrade Concrete Barrier in Various Locations	Under Construction	VARIOUS	F017843	$ 839,068	$ 839,068	$ 60,930	$ 0	$ 899,998
STP - FLEXIBLE (ANY AREA) STATEWIDE	20791	Roadway Preventative Maintenance	Upgrade Concrete Barrier in Various Locations	Under Construction	VARIOUS	F017843	$ 0	$ 0	$ 0	$ 0	$ 0
STP - FLEXIBLE (ANY AREA) STATEWIDE	20820	Roadway Preventative Maintenance	SR-32; Rockcliff to Kamas	Under Construction	VARIOUS	F017872	$ 774,339	$ 774,339	$ 56,230	$ 0	$ 830,569
STP - FLEXIBLE (ANY AREA) STATEWIDE	20820	Roadway Preventative Maintenance	SR-32; Rockcliff to Kamas	Under Construction	VARIOUS	F017872	$ 165,110	$ 165,110	$ 11,990	$ 0	$ 177,100
STP - FLEXIBLE (ANY AREA) STATEWIDE	20820	Roadway Preventative Maintenance	SR-32; Rockcliff to Kamas	Under Construction	VARIOUS	F017872	$ 0	$ 0	$ 0	$ 0	$ 0
STP - FLEXIBLE (ANY AREA) STATEWIDE	20885	Roadway Preventative Maintenance	US-89; Beaver Creek to Rich County	Region Review	VARIOUS	F017936	$ 186,460	$ 186,460	$ 13,540	$ 0	$ 200,000
STP - FLEXIBLE (ANY AREA) STATEWIDE	20885	Roadway Preventative Maintenance	US-89; Beaver Creek to Rich County	Region Review	VARIOUS	F017936	$ 161,196	$ 161,196	$ 11,705	$ 0	$ 172,901
STP - FLEXIBLE (ANY AREA) STATEWIDE	16530	Roadway Preventative Maintenance	SR-203; US-89 - SR-39	Region Review	WEBER	F013779	$ 5,154,357	$ 5,154,357	$ 374,289	$ 0	$ 5,528,646
STP - FLEXIBLE (ANY AREA) STATEWIDE	16530	Roadway Preventative Maintenance	SR-203; US-89 - SR-39	Region Review	WEBER	F013779	$ 526,750	$ 526,750	$ 38,251	$ 0	$ 565,000
STP - FLEXIBLE (ANY AREA) STATEWIDE	16530	Roadway Preventative Maintenance	SR-203; US-89 - SR-39	Region Review	WEBER	F013779	$ 39,280	$ 39,280	$ 2,852	$ 0	$ 42,132
STP - FLEXIBLE (ANY AREA) STATEWIDE	16530	Roadway Preventative Maintenance	SR-203; US-89 - SR-39	Region Review	WEBER	F013779	$ 9,323	$ 9,323	$ 677	$ 0	$ 10,000

Plan Fund Desc.	PIN	Index	Project Description	PIN Status	County	FMIS No.	Total Obligation	Federal Aid	State Match	Local Match	Total
STP - FLEXIBLE (ANY AREA) STATEWIDE	17431	Roadway Preventative Maintenance	SR-235; 400 North to SR-134	Close Out	WEBER	F014594	$ 0	$ 0	$ 0	$ 0	$ 0
STP - FLEXIBLE (ANY AREA) STATEWIDE	20080	Roadway Preventative Maintenance	SR-39; Causey to Limestone	Close Out	WEBER	F017096	($781,267)	($781,267)	($56,733)	$ 0	($838,000)
STP - FLEXIBLE (ANY AREA) STATEWIDE	19232	Roadway Minor Rehab - Purple Book	SR-190; Pavement Preservation	Under Construction	SALT LAKE	F016255	$ 3,041,654	$ 3,041,654	$ 220,873	$ 0	$ 3,262,527
STP - FLEXIBLE (ANY AREA) STATEWIDE	17418	Roadway Reconstruct - Without	US-91; I-15 to SR-13	Under Construction	BOX ELDER	F014581	$ 341,026	$ 341,026	$ 24,764	$ 0	$ 365,790
STP - FLEXIBLE (ANY AREA) STATEWIDE	17426	Roadway Reconstruct - Without	SR-38; SR-13 to SR-30	Closed	BOX ELDER	F014589	($18,648)	($18,648)	($1,354)	$ 0	($20,002)
STP - FLEXIBLE (ANY AREA) STATEWIDE	17429	Roadway Reconstruct - Without	SR-67; 500 S. to I-15	Physically Complete	DAVIS	F014592	($2,910,093)	($2,910,093)	($211,320)	$ 0	($3,121,413)
STP - FLEXIBLE (ANY AREA) STATEWIDE	15254	Roadway Reconstruct - Without	SR-71; Hillcrest High Drive to 3300 South	Closed	SALT LAKE	F012655	($1)	($1)	($0)	$ 0	($1)
STP - FLEXIBLE (ANY AREA) STATEWIDE	15254	Roadway Reconstruct - Without	SR-71; Hillcrest High Drive to 3300 South	Closed	SALT LAKE	F012655	($298,832)	($298,832)	($21,700)	$ 0	($320,532)
STP - FLEXIBLE (ANY AREA) STATEWIDE	15257	Roadway Reconstruct - Without	SR-171; 2650 West to Redwood Road	Closed	SALT LAKE	F012658	$ 978	$ 978	$ 71	$ 0	$ 1,049
STP - FLEXIBLE (ANY AREA) STATEWIDE	15257	Roadway Reconstruct - Without	SR-171; 2650 West to Redwood Road	Closed	SALT LAKE	F012658	($83,844)	($83,844)	($6,088)	$ 0	($89,933)
STP - FLEXIBLE (ANY AREA) STATEWIDE	17302	Roadway Reconstruct - Without	SR-292; Salt Lake Community College	Closed	SALT LAKE	F014471	($140,117)	($140,117)	($10,175)	$ 0	($150,291)
STP - FLEXIBLE (ANY AREA) STATEWIDE	17340	Roadway Reconstruct - Without	US-89; State St to 300 W & 400 S. to N. Temple	Closed	SALT LAKE	F014507	($100)	($100)	($7)	$ 0	($107)
STP - FLEXIBLE (ANY AREA) STATEWIDE	17627	Roadway Reconstruct - With Widening	SR-68: 6200 South to I-215	Substantially Compl	SALT LAKE	F014786	$ 339,357	$ 339,357	$ 24,643	$ 0	$ 364,000
STP - FLEXIBLE (ANY AREA) STATEWIDE	17627	Roadway Reconstruct - With Widening	SR-68: 6200 South to I-215	Substantially Compl	SALT LAKE	F014786	$ 125,861	$ 125,861	$ 9,140	$ 0	$ 135,000
STP - FLEXIBLE (ANY AREA) STATEWIDE	18206	Roadway Reconstruct - Without	SR-196 MP 24.00 to SR-199 MP 8.04	Closed	TOOELE	F015311	($73,013)	($73,013)	($5,302)	$ 0	($78,315)
STP - FLEXIBLE (ANY AREA) STATEWIDE	17298	Roadway Reconstruct - Without	SR-65; Gate to Morgan Co. Line	Closed	VARIOUS	F014467	($58,859)	($58,859)	($4,274)	$ 0	($63,133)
STP - FLEXIBLE (ANY AREA) STATEWIDE	17303	Roadway Reconstruct - Without	US-89; Victory Road to Davis Co. Line	Closed	VARIOUS	F014472	$ 0	$ 0	$ 0	$ 0	$ 0
STP - FLEXIBLE (ANY AREA) STATEWIDE	17427	Roadway Reconstruct - Without	SR-204; MP 0 - 0.94 & MP 2.24 - 5.44	Under Construction	WEBER	F014590	$ 3,788,341	$ 3,788,341	$ 275,095	$ 0	$ 4,063,435

Plan Fund Desc.	PIN	Index	Project Description	PIN Status	County	FMIS No.	Total Obligation	Federal Aid	State Match	Local Match	Total
STP - FLEXIBLE (ANY AREA) STATEWIDE	17427	Roadway Reconstruct - Without	SR-204; MP 0 - 0.94 & MP 2.24 - 5.44	Under Construction	WEBER	F014590	$ 36,149	$ 36,149	$ 2,625	$ 0	$ 38,774
STP - FLEXIBLE (ANY AREA) STATEWIDE	19141	Asset Management	I-15/I-84 Fence Replacement in Box Elder	Closed	BOX ELDER	F016166	($13,986)	($13,986)	($1,016)	$ 0	($15,001)
STP - FLEXIBLE (ANY AREA) STATEWIDE	18463	signage	I-15 NB Overhead Sign Replacement	Close Out	SALT LAKE	F015550	$ 93,230	$ 93,230	$ 6,770	$ 0	$ 100,000
STP - FLEXIBLE (ANY AREA) STATEWIDE	18463	signage	I-15 NB Overhead Sign Replacement	Close Out	SALT LAKE	F015550	$ 55,938	$ 55,938	$ 4,062	$ 0	$ 60,000
STP - FLEXIBLE (ANY AREA) STATEWIDE	18463	signage	I-15 NB Overhead Sign Replacement	Close Out	SALT LAKE	F015550	$ 0	$ 0	$ 0	$ 0	$ 0
STP - FLEXIBLE (ANY AREA) STATEWIDE	19794	Other	Highway Use Tax Evasion Project FY 2022-2024	Active	STATEWIDE	F016820	$ 152,000	$ 152,000	$ 0	$ 0	$ 152,000
STP - FLEXIBLE (ANY AREA) STATEWIDE	20028	Asset Management	I-80; Culvert Rehabilitation Phase II	Under Construction	VARIOUS	F017044	$ 1,144,942	$ 1,144,942	$ 83,141	$ 0	$ 1,228,083
STP - FLEXIBLE (ANY AREA) STATEWIDE	20028	Asset Management	I-80; Culvert Rehabilitation Phase II	Under Construction	VARIOUS	F017044	$ 38,388	$ 38,388	$ 2,788	$ 0	$ 41,176
STP - FLEXIBLE (ANY AREA) STATEWIDE	20028	Asset Management	I-80; Culvert Rehabilitation Phase II	Under Construction	VARIOUS	F017044	$ 0	$ 0	$ 0	$ 0	$ 0
STP - FLEXIBLE (ANY AREA) STATEWIDE	20028	Asset Management	I-80; Culvert Rehabilitation Phase II	Under Construction	VARIOUS	F017044	($1,649,480)	($1,649,480)	($119,779)	$ 0	($1,769,259)
STP - FLEXIBLE (ANY AREA) STATEWIDE	21666	Asset Management	Culvert Repairs along State Roads 2025	Active	VARIOUS	F018710	$ 102,553	$ 102,553	$ 7,447	$ 0	$ 110,000
STP - FLEXIBLE (ANY AREA) STATEWIDE	21728	Asset Management	I-80; MP 128-148 Large Sign Replacement	Active	VARIOUS	F018768	$ 186,460	$ 186,460	$ 13,540	$ 0	$ 200,000
STP - FLEXIBLE (ANY AREA) STATEWIDE	16649	Spot Improvement - Safety	Barrier Upgrades Various Locations	Closed	BOX ELDER	F013897	($64,991)	($64,991)	($4,719)	$ 0	($69,710)
STP - FLEXIBLE (ANY AREA) STATEWIDE	19135	Intersection Improvements	SR-13; Turn Lanes at 1400 South	Closed	BOX ELDER	F016160	($8,241)	($8,241)	($598)	$ 0	($8,839)
STP - FLEXIBLE (ANY AREA) STATEWIDE	20793	Intersection Improvements	SR-102; Install Signal and Turn Lanes at SR-13	Under Construction	BOX ELDER	F017845	$ 1,752,071	$ 1,752,071	$ 127,229	$ 0	$ 1,879,300
STP - FLEXIBLE (ANY AREA) STATEWIDE	20793	Intersection Improvements	SR-102; Install Signal and Turn Lanes at SR-13	Under Construction	BOX ELDER	F017845	$ 19,299	$ 19,299	$ 1,401	$ 0	$ 20,700
STP - FLEXIBLE (ANY AREA) STATEWIDE	20793	Intersection Improvements	SR-102; Install Signal and Turn Lanes at SR-13	Under Construction	BOX ELDER	F017845	$ 18,646	$ 18,646	$ 1,354	$ 0	$ 20,000
STP - FLEXIBLE (ANY AREA) STATEWIDE	20793	Intersection Improvements	SR-102; Install Signal and Turn Lanes at SR-13	Under Construction	BOX ELDER	F017845	$ 1,865	$ 1,865	$ 135	$ 0	$ 2,000

Plan Fund Desc.	PIN	Index	Project Description	PIN Status	County	FMIS No.	Total Obligation	Federal Aid	State Match	Local Match	Total
STP - FLEXIBLE (ANY AREA) STATEWIDE	20793	Intersection Improvements	SR-102; Install Signal and Turn Lanes at SR-13	Under Construction	BOX ELDER	F017845	($1,865)	($1,865)	($135)	$ 0	($2,000)
STP - FLEXIBLE (ANY AREA) STATEWIDE	21457	Spot Improvement - Operational	Dual right turn lanes on 650 North to SB I-15	Substantially Compl	DAVIS	F018510	$ 909,919	$ 909,919	$ 66,075	$ 0	$ 975,994
STP - FLEXIBLE (ANY AREA) STATEWIDE	21457	Spot Improvement - Operational	Dual right turn lanes on 650 North to SB I-15	Substantially Compl	DAVIS	F018510	$ 466,150	$ 466,150	$ 33,850	$ 0	$ 500,000
STP - FLEXIBLE (ANY AREA) STATEWIDE	21457	Spot Improvement - Operational	Dual right turn lanes on 650 North to SB I-15	Substantially Compl	DAVIS	F018510	$ 111,876	$ 111,876	$ 8,124	$ 0	$ 120,000
STP - FLEXIBLE (ANY AREA) STATEWIDE	21457	Spot Improvement - Operational	Dual right turn lanes on 650 North to SB I-15	Substantially Compl	DAVIS	F018510	$ 93,230	$ 93,230	$ 6,770	$ 0	$ 100,000
STP - FLEXIBLE (ANY AREA) STATEWIDE	21457	Spot Improvement - Operational	Dual right turn lanes on 650 North to SB I-15	Substantially Compl	DAVIS	F018510	$ 32,631	$ 32,631	$ 2,370	$ 0	$ 35,000
STP - FLEXIBLE (ANY AREA) STATEWIDE	21457	Spot Improvement - Operational	Dual right turn lanes on 650 North to SB I-15	Substantially Compl	DAVIS	F018510	$ 27,969	$ 27,969	$ 2,031	$ 0	$ 30,000
STP - FLEXIBLE (ANY AREA) STATEWIDE	21457	Spot Improvement - Operational	Dual right turn lanes on 650 North to SB I-15	Substantially Compl	DAVIS	F018510	$ 18,646	$ 18,646	$ 1,354	$ 0	$ 20,000
STP - FLEXIBLE (ANY AREA) STATEWIDE	21457	Spot Improvement - Operational	Dual right turn lanes on 650 North to SB I-15	Substantially Compl	DAVIS	F018510	$ 17,719	$ 17,719	$ 1,287	$ 0	$ 19,006
STP - FLEXIBLE (ANY AREA) STATEWIDE	19574	Spot Improvement - Safety	I-84; Cable Barrier Improvements	Physically Complete	MORGAN	F016579	$ 1,923,091	$ 1,923,091	$ 139,647	$ 0	$ 2,062,739
STP - FLEXIBLE (ANY AREA) STATEWIDE	20007	Spot Improvement - Safety	Cable Barrier Improvements on I-84	Close Out	MORGAN	F017024	$ 2,331	$ 2,331	$ 169	$ 0	$ 2,500
STP - FLEXIBLE (ANY AREA) STATEWIDE	20007	Spot Improvement - Safety	Cable Barrier Improvements on I-84	Close Out	MORGAN	F017024	$ 1,865	$ 1,865	$ 135	$ 0	$ 2,000
STP - FLEXIBLE (ANY AREA) STATEWIDE	20007	Spot Improvement - Safety	Cable Barrier Improvements on I-84	Close Out	MORGAN	F017024	($1,865)	($1,865)	($135)	$ 0	($2,000)
STP - FLEXIBLE (ANY AREA) STATEWIDE	20007	Spot Improvement - Safety	Cable Barrier Improvements on I-84	Close Out	MORGAN	F017024	($2,331)	($2,331)	($169)	$ 0	($2,500)
STP - FLEXIBLE (ANY AREA) STATEWIDE	15615	safety	SR-190 to NB I-215 (Knudsen's)	Close Out	SALT LAKE	F012979	$ 16,781	$ 16,781	$ 1,219	$ 0	$ 18,000
STP - FLEXIBLE (ANY AREA) STATEWIDE	15615	safety	SR-190 to NB I-215 (Knudsen's)	Close Out	SALT LAKE	F012979	$ 0	$ 0	$ 0	$ 0	$ 0
STP - FLEXIBLE (ANY AREA) STATEWIDE	15615	safety	SR-190 to NB I-215 (Knudsen's)	Close Out	SALT LAKE	F012979	($144,553)	($144,553)	($10,497)	$ 0	($155,049)
STP - FLEXIBLE (ANY AREA) STATEWIDE	15619	safety	I-15 NB On-Ramp at SR-173	Closed	SALT LAKE	F012983	$ 69,923	$ 69,923	$ 5,078	$ 0	$ 75,000

Plan Fund Desc.	PIN	Index	Project Description	PIN Status	County	FMIS No.	Total Obligation	Federal Aid	State Match	Local Match	Total
STP - FLEXIBLE (ANY AREA) STATEWIDE	15619	safety	I-15 NB On-Ramp at SR-173	Closed	SALT LAKE	F012983	$ 37,292	$ 37,292	$ 2,708	$ 0	$ 40,000
STP - FLEXIBLE (ANY AREA) STATEWIDE	15619	safety	I-15 NB On-Ramp at SR-173	Closed	SALT LAKE	F012983	$ 4,662	$ 4,662	$ 339	$ 0	$ 5,000
STP - FLEXIBLE (ANY AREA) STATEWIDE	15921	Intersection Improvements	5300 South & College Dr Intersection - Murray	Close Out	SALT LAKE	F013219	$ 18,646	$ 18,646	$ 0	$ 1,354	$ 20,000
STP - FLEXIBLE (ANY AREA) STATEWIDE	15921	Intersection Improvements	5300 South & College Dr Intersection - Murray	Close Out	SALT LAKE	F013219	$ 0	$ 0	$ 0	$ 0	$ 0
STP - FLEXIBLE (ANY AREA) STATEWIDE	15921	Intersection Improvements	5300 South & College Dr Intersection - Murray	Close Out	SALT LAKE	F013219	($18,646)	($18,646)	$ 0	($1,354)	($20,000)
STP - FLEXIBLE (ANY AREA) STATEWIDE	17837	Spot Improvement - Safety	3300 South and 900 West	Physically Complete	SALT LAKE	F014962	$ 97,892	$ 97,892	$ 7,109	$ 0	$ 105,000
STP - FLEXIBLE (ANY AREA) STATEWIDE	17837	Spot Improvement - Safety	3300 South and 900 West	Physically Complete	SALT LAKE	F014962	$ 44,750	$ 44,750	$ 3,250	$ 0	$ 48,000
STP - FLEXIBLE (ANY AREA) STATEWIDE	17841	Intersection Improvements	7200 South and 300 West Intersection	Closed	SALT LAKE	F014966	($3,421)	($3,421)	($248)	$ 0	($3,669)
STP - FLEXIBLE (ANY AREA) STATEWIDE	18461	Intersection Improvements	SR-154; I-15 to 200 W	Scoping	SALT LAKE	F015548	$ 46,615	$ 46,615	$ 3,385	$ 0	$ 50,000
STP - FLEXIBLE (ANY AREA) STATEWIDE	19185	Spot Improvement - Safety	SR-89 (State Street) at 7800 South Improvements	Region Review	SALT LAKE	F016210	$ 346,806	$ 346,806	$ 25,184	$ 0	$ 371,989
STP - FLEXIBLE (ANY AREA) STATEWIDE	19185	Spot Improvement - Safety	SR-89 (State Street) at 7800 South Improvements	Region Review	SALT LAKE	F016210	$ 96,756	$ 96,756	$ 7,026	$ 0	$ 103,782
STP - FLEXIBLE (ANY AREA) STATEWIDE	19185	Spot Improvement - Safety	SR-89 (State Street) at 7800 South Improvements	Region Review	SALT LAKE	F016210	$ 30,565	$ 30,565	$ 2,219	$ 0	$ 32,784
STP - FLEXIBLE (ANY AREA) STATEWIDE	19185	Spot Improvement - Safety	SR-89 (State Street) at 7800 South Improvements	Region Review	SALT LAKE	F016210	$ 19,458	$ 19,458	$ 1,413	$ 0	$ 20,871
STP - FLEXIBLE (ANY AREA) STATEWIDE	19185	Spot Improvement - Safety	SR-89 (State Street) at 7800 South Improvements	Region Review	SALT LAKE	F016210	$ 12,120	$ 12,120	$ 880	$ 0	$ 13,000
STP - FLEXIBLE (ANY AREA) STATEWIDE	19457	Spot Improvement - Safety	I-80 EB; Concrete Barrier Replacement	Close Out	SALT LAKE	F016462	$ 1,419,738	$ 1,419,738	$ 103,096	$ 0	$ 1,522,834
STP - FLEXIBLE (ANY AREA) STATEWIDE	19457	Spot Improvement - Safety	I-80 EB; Concrete Barrier Replacement	Close Out	SALT LAKE	F016462	$ 155,694	$ 155,694	$ 11,306	$ 0	$ 167,000
STP - FLEXIBLE (ANY AREA) STATEWIDE	19457	Spot Improvement - Safety	I-80 EB; Concrete Barrier Replacement	Close Out	SALT LAKE	F016462	$ 0	$ 0	$ 0	$ 0	$ 0
STP - FLEXIBLE (ANY AREA) STATEWIDE	19457	Spot Improvement - Safety	I-80 EB; Concrete Barrier Replacement	Close Out	SALT LAKE	F016462	($465,995)	($465,995)	($33,839)	$ 0	($499,834)

Plan Fund Desc.	PIN	Index	Project Description	PIN Status	County	FMIS No.	Total Obligation	Federal Aid	State Match	Local Match	Total
STP - FLEXIBLE (ANY AREA) STATEWIDE	21726	Spot Improvement - Safety	SR-154; MP 22.7-23.9 Barrier Replacement	Active	SALT LAKE	F018766	$ 186,460	$ 186,460	$ 13,540	$ 0	$ 200,000
STP - FLEXIBLE (ANY AREA) STATEWIDE	22092	Spot Improvement - Operational	SR-71 AT LONE PEAK PKWY	Scoping	SALT LAKE	F019103	$ 594,733	$ 594,733	$ 43,187	$ 0	$ 637,920
STP - FLEXIBLE (ANY AREA) STATEWIDE	22110	Spot Improvement - Safety	SR-36 Drainage Repair	Active	TOOELE	F019121	$ 233,075	$ 233,075	$ 16,925	$ 0	$ 250,000
STP - FLEXIBLE (ANY AREA) STATEWIDE	18374	Intersection Improvements	Various Right Turn Lanes in Region One	Closed	VARIOUS	F015469	$ 3,565	$ 3,565	$ 259	$ 0	$ 3,824
STP - FLEXIBLE (ANY AREA) STATEWIDE	18374	Intersection Improvements	Various Right Turn Lanes in Region One	Closed	VARIOUS	F015469	($145,653)	($145,653)	($10,577)	$ 0	($156,230)
STP - FLEXIBLE (ANY AREA) STATEWIDE	18677	Spot Improvement - Safety	Enhanced Freeway Striping	Under Construction	VARIOUS	F015752	$ 2,000,996	$ 2,000,996	$ 145,305	$ 0	$ 2,146,300
STP - FLEXIBLE (ANY AREA) STATEWIDE	18677	Spot Improvement - Safety	Enhanced Freeway Striping	Under Construction	VARIOUS	F015752	($419,535)	($419,535)	($30,465)	$ 0	($450,000)
STP - FLEXIBLE (ANY AREA) STATEWIDE	19990	Spot Improvement - Safety	SR-39; Limestone to Cache Co. & Sinusoidal Strips	Substantially Compl	VARIOUS	F017007	$ 4,241,965	$ 4,241,965	$ 308,035	$ 0	$ 4,550,000
STP - FLEXIBLE (ANY AREA) STATEWIDE	19990	Spot Improvement - Safety	SR-39; Limestone to Cache Co. & Sinusoidal Strips	Substantially Compl	VARIOUS	F017007	($745,840)	($745,840)	($54,160)	$ 0	($800,000)
STP - FLEXIBLE (ANY AREA) STATEWIDE	20006	Spot Improvement - Safety	SR-226 (Snowbasin Rd.) Entrance & Slide Repair	Contract Complete	VARIOUS	F017023	$ 573,365	$ 573,365	$ 41,636	$ 0	$ 615,000
STP - FLEXIBLE (ANY AREA) STATEWIDE	20006	Spot Improvement - Safety	SR-226 (Snowbasin Rd.) Entrance & Slide Repair	Contract Complete	VARIOUS	F017023	($326,305)	($326,305)	($23,695)	$ 0	($350,000)
STP - FLEXIBLE (ANY AREA) STATEWIDE	21665	Spot Improvement - Safety	Upgrade Concrete Barrier in Various Locations 2025	Active	VARIOUS	F018709	$ 93,230	$ 93,230	$ 6,770	$ 0	$ 100,000
STP - FLEXIBLE (ANY AREA) STATEWIDE	21665	Spot Improvement - Safety	Upgrade Concrete Barrier in Various Locations 2025	Active	VARIOUS	F018709	$ 18,646	$ 18,646	$ 1,354	$ 0	$ 20,000
STP - FLEXIBLE (ANY AREA) STATEWIDE	14408	Intersection Improvements	SR-235; Intersection Improvements at 2700 North	Closed	WEBER	F011821	($539,883)	($539,883)	($39,204)	$ 0	($579,087)
STP - FLEXIBLE (ANY AREA) STATEWIDE	16947	Intersection Improvements	Wall Avenue & 20th Street Intersection Imp	Closed	WEBER	F014175	($14,367)	($14,367)	($1,043)	$ 0	($15,411)
STP - FLEXIBLE (ANY AREA) STATEWIDE	18371	Intersection Improvements	SR-204; Dual Left NB at US-89	Closed	WEBER	F015466	$ 9,931	$ 9,931	$ 721	$ 0	$ 10,652
STP - FLEXIBLE (ANY AREA) STATEWIDE	18371	Intersection Improvements	SR-204; Dual Left NB at US-89	Closed	WEBER	F015466	($71,974)	($71,974)	($5,226)	$ 0	($77,201)
STP - FLEXIBLE (ANY AREA) STATEWIDE	18373	Spot Improvement - Operational	SR-134; Drainage Improvements MP 3.15 to MP 3.68	Active	WEBER	F015468	$ 87,751	$ 87,751	$ 6,372	$ 0	$ 94,123

Plan Fund Desc.	PIN	Index	Project Description	PIN Status	County	FMIS No.	Total Obligation	Federal Aid	State Match	Local Match	Total
STP - FLEXIBLE (ANY AREA) STATEWIDE	19134	Intersection Improvements	SR-134; Left Turn Lanes at SR-39	Awarded	WEBER	F016159	$ 52,185	$ 52,185	$ 3,789	$ 0	$ 55,974
STP - FLEXIBLE (ANY AREA) STATEWIDE	19140	Intersection Improvements	SR-108; Dual Left Turn Lane at SR-126	Close Out	WEBER	F016165	($323,831)	($323,831)	($23,515)	$ 0	($347,346)
STP - FLEXIBLE (ANY AREA) STATEWIDE	19667	Spot Improvement - Safety	SR-39; MP 19.36, Construct Roundabout	Awarded	WEBER	F016694	$ 2,950,028	$ 2,950,028	$ 214,220	$ 0	$ 3,164,248
STP - FLEXIBLE (ANY AREA) STATEWIDE	19667	Spot Improvement - Safety	SR-39; MP 19.36, Construct Roundabout	Awarded	WEBER	F016694	$ 86,323	$ 86,323	$ 6,268	$ 0	$ 92,591
STP - FLEXIBLE (ANY AREA) STATEWIDE	20020	Spot Improvement - Safety	SR-39, Ogden Canyon barrier upgrade	Under Construction	WEBER	F017037	$ 0	$ 0	$ 0	$ 0	$ 0
STP - FLEXIBLE (ANY AREA) STATEWIDE	20803	Spot Improvement - Safety	SR-126; Add Turn Lanes at 700 S	Active	WEBER	F017855	$ 344,951	$ 344,951	$ 25,049	$ 0	$ 370,000
STP - FLEXIBLE (ANY AREA) STATEWIDE	20803	Spot Improvement - Safety	SR-126; Add Turn Lanes at 700 S	Active	WEBER	F017855	$ 231,210	$ 231,210	$ 16,790	$ 0	$ 248,000
STP - FLEXIBLE (ANY AREA) STATEWIDE	20803	Spot Improvement - Safety	SR-126; Add Turn Lanes at 700 S	Active	WEBER	F017855	$ 60,600	$ 60,600	$ 4,401	$ 0	$ 65,000
STP - FLEXIBLE (ANY AREA) STATEWIDE	20803	Spot Improvement - Safety	SR-126; Add Turn Lanes at 700 S	Active	WEBER	F017855	$ 27,969	$ 27,969	$ 2,031	$ 0	$ 30,000
STP - FLEXIBLE (ANY AREA) STATEWIDE	20803	Spot Improvement - Safety	SR-126; Add Turn Lanes at 700 S	Active	WEBER	F017855	$ 18,646	$ 18,646	$ 1,354	$ 0	$ 20,000
STP - FLEXIBLE (ANY AREA) STATEWIDE	21671	Spot Improvement - Operational	Side by Side left turn lanes on 400 N under I-15	Active	WEBER	F018715	$ 97,892	$ 97,892	$ 7,109	$ 0	$ 105,000
STP - FLEXIBLE (ANY AREA) STATEWIDE	22108	Spot Improvement - Safety	SR-158 Rockfall Mitigation	Scoping	WEBER	F019119	$ 279,690	$ 279,690	$ 20,310	$ 0	$ 300,000
STP - FLEXIBLE (ANY AREA) STATEWIDE	17227	Structures Bridge Rehabilitation	SR-227 and SR-225 Ramp Rehabilitations	Closed	DAVIS	F014418	($37,310)	($37,310)	($2,709)	$ 0	($40,019)
STP - FLEXIBLE (ANY AREA) STATEWIDE	12624	Structures Bridge Rehabilitation	Devils Slide Bridge, Near Croydon, 029014D	Under Construction	MORGAN	F010107	$ 2,004,445	$ 2,004,445	$ 0	$ 145,555	$ 2,150,000
STP - FLEXIBLE (ANY AREA) STATEWIDE	21161	Structures Bridge Rehabilitation	I-215 Structures Deck Repairs	Contract Closed Out	SALT LAKE	F018196	$ 500,797	$ 500,797	$ 36,366	$ 0	$ 537,163
STP - FLEXIBLE (ANY AREA) STATEWIDE	14264	Structures Bridge Rehabilitation	I-84; Over Weber River and UPRR Bridge Repl, C-476	Advertised	VARIOUS	F011687	$ 12,119,900	$ 12,119,900	$ 880,100	$ 0	$ 13,000,000
STP - FLEXIBLE (ANY AREA) STATEWIDE	12446	Structures Bridge Rehabilitation	SR-39; Ogden to Pineview Reservoir Bridge Rehab	Close Out	WEBER	F009933	$ 25,209	$ 25,209	$ 1,831	$ 0	$ 27,040
STP - FLEXIBLE (ANY AREA) STATEWIDE	12446	Structures Bridge Rehabilitation	SR-39; Ogden to Pineview Reservoir Bridge Rehab	Close Out	WEBER	F009933	($37,255)	($37,255)	($2,705)	$ 0	($39,960)

Plan Fund Desc.	PIN	Index	Project Description	PIN Status	County	FMIS No.	Total Obligation	Federal Aid	State Match	Local Match	Total
STP - FLEXIBLE (ANY AREA) STATEWIDE	18383	ATMS Project	ITS Improvements at Various Locations	Closed	VARIOUS	F015478	($42,360)	($42,360)	($3,076)	$ 0	($45,436)
STP - FLEXIBLE (ANY AREA) STATEWIDE	18833	Ped & Bike	3500 South (SR-171) Sidewalk Improvements	Physically Complete	SALT LAKE	F015874	$ 224,849	$ 224,849	$ 16,328	$ 0	$ 241,176
STP - FLEXIBLE (ANY AREA) STATEWIDE	18833	Ped & Bike	3500 South (SR-171) Sidewalk Improvements	Physically Complete	SALT LAKE	F015874	$ 130,558	$ 130,558	$ 9,481	$ 0	$ 140,039
STP - FLEXIBLE (ANY AREA) STATEWIDE	21723	Ped & Bike	SR-171; MP 1-2 Sidewalk Improvements	Scoping	SALT LAKE	F018763	$ 139,845	$ 139,845	$ 10,155	$ 0	$ 150,000
STP - JHC BRIDGE FUNDS UNDER MAPP-21	21920	Ped & Bike	EV Reliability Accessibility Accelerator Grant	Active	STATEWIDE	F018944	$ 3,407,836	$ 3,407,836	$ 0	$ 247,464	$ 3,655,300
STP - SMALL URBAN (JHC)	16588	New Construction	Tom's Lane South Extension	Region Review	TOOELE	F013836	$ 869,409	$ 869,409	$ 0	$ 63,133	$ 932,542
STP - SMALL URBAN (JHC)	16588	New Construction	Tom's Lane South Extension	Region Review	TOOELE	F013836	$ 102,668	$ 102,668	$ 0	$ 7,455	$ 110,123
STP - SMALL URBAN (JHC)	16588	New Construction	Tom's Lane South Extension	Region Review	TOOELE	F013836	$ 10,124	$ 10,124	$ 0	$ 735	$ 10,859
STP - SMALL URBAN SOUTH UTAH CO (MAG)	19281	Spot Improvement - Safety	SR-68; MP 36.10-63.00, Signal & Lighting Upgrades	Under Construction	VARIOUS	F016302	$ 525,517	$ 525,517	$ 0	$ 38,161	$ 563,678
STP - URBAN AREA OGDEN / LAYTON (WFRC)	16937	Roadway Reconstruct - With Widening	Main Street; Center Street to 350 North - NSL	Region Review	DAVIS	F014165	($186,460)	($186,460)	$ 0	($13,540)	($200,000)
STP - URBAN AREA OGDEN / LAYTON (WFRC)	17794	Roadway Reconstruct - With Widening	500 West Phase II; 2010 South to 2800 South	Active	DAVIS	F014926	$ 443,961	$ 443,961	$ 0	$ 32,239	$ 476,200
STP - URBAN AREA OGDEN / LAYTON (WFRC)	17794	Roadway Reconstruct - With Widening	500 West Phase II; 2010 South to 2800 South	Active	DAVIS	F014926	$ 419,535	$ 419,535	$ 0	$ 30,465	$ 450,000
STP - URBAN AREA OGDEN / LAYTON (WFRC)	17794	Roadway Reconstruct - With Widening	500 West Phase II; 2010 South to 2800 South	Active	DAVIS	F014926	$ 70,958	$ 70,958	$ 0	$ 5,153	$ 76,111
STP - URBAN AREA OGDEN / LAYTON (WFRC)	19682	Roadway Reconstruct - Without	200 No/ I-15 Interchange Left Turn Lanes (NB & SB)	Close Out	DAVIS	F016709	($73,596)	($73,596)	($5,344)	$ 0	($78,940)
STP - URBAN AREA OGDEN / LAYTON (WFRC)	16936	Roadway Reconstruct - Without	Chimes View from Riverdale Rd to Country Club Dr.	Active	WEBER	F014164	$ 87,812	$ 87,812	$ 0	$ 6,377	$ 94,189
STP - URBAN AREA OGDEN / LAYTON (WFRC)	17795	Roadway Reconstruct - Without	300 West; 5000 South to Riverdale City Boundary	Physically Complete	WEBER	F014927	$ 2,303,807	$ 2,303,807	$ 0	$ 167,293	$ 2,471,100
STP - URBAN AREA OGDEN / LAYTON (WFRC)	17795	Roadway Reconstruct - Without	300 West; 5000 South to Riverdale City Boundary	Physically Complete	WEBER	F014927	$ 279,690	$ 279,690	$ 0	$ 20,310	$ 300,000
STP - URBAN AREA OGDEN / LAYTON (WFRC)	17795	Roadway Reconstruct - Without	300 West; 5000 South to Riverdale City Boundary	Physically Complete	WEBER	F014927	$ 3,516	$ 3,516	$ 0	$ 255	$ 3,771

Plan Fund Desc.	PIN	Index	Project Description	PIN Status	County	FMIS No.	Total Obligation	Federal Aid	State Match	Local Match	Total
STP - URBAN AREA OGDEN / LAYTON (WFRC)	17795	Roadway Reconstruct - Without	300 West; 5000 South to Riverdale City Boundary	Physically Complete	WEBER	F014927	($3,516)	($3,516)	$ 0	($255)	($3,771)
STP - URBAN AREA OGDEN / LAYTON (WFRC)	17797	Roadway Reconstruct - Without	West Harrisville Rd; US-89 to 750 West	Scoping	WEBER	F014929	$ 283,967	$ 283,967	$ 0	$ 20,621	$ 304,587
STP - URBAN AREA OGDEN / LAYTON (WFRC)	21835	Roadway Reconstruct - Without	40th; Riverdale to Washington	Scoping	WEBER	F018866	$ 35,000	$ 35,000	$ 0	$ 2,542	$ 37,542
STP - URBAN AREA OGDEN / LAYTON (WFRC)	20392	Other	Statewide Household Travel Survey	Active	STATEWIDE	F017418	$ 17,890	$ 17,890	$ 0	$ 0	$ 17,890
STP - URBAN AREA OGDEN / LAYTON (WFRC)	17796	Intersection Improvements	800 West & 1500 South Intersection	Awarded	DAVIS	F014928	$ 850,867	$ 850,867	$ 0	$ 61,787	$ 912,654
STP - URBAN AREA OGDEN / LAYTON (WFRC)	17796	Intersection Improvements	800 West & 1500 South Intersection	Awarded	DAVIS	F014928	$ 121,199	$ 121,199	$ 0	$ 8,801	$ 130,000
STP - URBAN AREA OGDEN / LAYTON (WFRC)	17796	Intersection Improvements	800 West & 1500 South Intersection	Awarded	DAVIS	F014928	$ 60,600	$ 60,600	$ 0	$ 4,401	$ 65,000
STP - URBAN AREA OGDEN / LAYTON (WFRC)	17796	Intersection Improvements	800 West & 1500 South Intersection	Awarded	DAVIS	F014928	$ 38,224	$ 38,224	$ 0	$ 2,776	$ 41,000
STP - URBAN AREA OGDEN / LAYTON (WFRC)	16933	Trails and Bikepaths	Main Street (SR-106); Park Lane to Shepard Lane	Active	DAVIS	F014161	$ 977,802	$ 977,802	$ 0	$ 71,004	$ 1,048,806
STP - URBAN AREA OGDEN / LAYTON (WFRC)	16933	Trails and Bikepaths	Main Street (SR-106); Park Lane to Shepard Lane	Active	DAVIS	F014161	$ 202,402	$ 202,402	$ 0	$ 14,698	$ 217,100
STP - URBAN AREA OGDEN / LAYTON (WFRC)	16933	Trails and Bikepaths	Main Street (SR-106); Park Lane to Shepard Lane	Active	DAVIS	F014161	$ 119,567	$ 119,567	$ 0	$ 8,682	$ 128,249
STP - URBAN AREA OGDEN / LAYTON (WFRC)	19623	Ped & Bike	NSL - Main Street Sidewalk; I-15 to 1001 North	Scoping	DAVIS	F016626	$ 10,000	$ 10,000	$ 0	$ 726	$ 10,726
STP - URBAN AREA OGDEN / LAYTON (WFRC)	19627	Ped & Bike	Gentile Street SRTS; 3475 W - 3200 W	Advertised	DAVIS	F016630	$ 86,797	$ 86,797	$ 0	$ 6,303	$ 93,100
STP - URBAN AREA OGDEN / LAYTON (WFRC)	19627	Ped & Bike	Gentile Street SRTS; 3475 W - 3200 W	Advertised	DAVIS	F016630	$ 69,923	$ 69,923	$ 0	$ 5,078	$ 75,000
STP - URBAN AREA OGDEN / LAYTON (WFRC)	19627	Ped & Bike	Gentile Street SRTS; 3475 W - 3200 W	Advertised	DAVIS	F016630	$ 42,886	$ 42,886	$ 0	$ 3,114	$ 46,000
STP - URBAN AREA OGDEN / LAYTON (WFRC)	18812	Ped & Bike	4800 South & Layton Canal	Scoping	WEBER	F015853	$ 43,958	$ 43,958	$ 0	$ 3,192	$ 47,150
STP - URBAN AREA OGDEN / LAYTON (WFRC)	18812	Ped & Bike	4800 South & Layton Canal	Scoping	WEBER	F015853	$ 2,657	$ 2,657	$ 0	$ 193	$ 2,850
STP - URBAN AREA SALT LAKE (WFRC)	15688	Roadway Minor Rehab - Purple Book	I-80; 1300 E to 2300 E and I-215; 3300 S to 4500 S	Physically Complete	SALT LAKE	F013049	$ 14,701,300	$ 14,701,300	$ 1,230	$ 1,064,658	$ 15,767,188

Plan Fund Desc.	PIN	Index	Project Description	PIN Status	County	FMIS No.	Total Obligation	Federal Aid	State Match	Local Match	Total
STP - URBAN AREA SALT LAKE (WFRC)	11082	Roadway Reconstruct - With Widening	Redwood Road 4100 South to 5400 South	Physically Complete	SALT LAKE	F008698	$ 1,060,920	$ 1,060,920	$ 0	$ 77,040	$ 1,137,960
STP - URBAN AREA SALT LAKE (WFRC)	11082	Roadway Reconstruct - With Widening	Redwood Road 4100 South to 5400 South	Physically Complete	SALT LAKE	F008698	$ 138,553	$ 138,553	$ 0	$ 10,061	$ 148,614
STP - URBAN AREA SALT LAKE (WFRC)	11082	Roadway Reconstruct - With Widening	Redwood Road 4100 South to 5400 South	Physically Complete	SALT LAKE	F008698	$ 4,661	$ 4,661	$ 0	$ 339	$ 5,000
STP - URBAN AREA SALT LAKE (WFRC)	11082	Roadway Reconstruct - With Widening	Redwood Road 4100 South to 5400 South	Physically Complete	SALT LAKE	F008698	$ 0	$ 0	$ 0	$ 0	$ 0
STP - URBAN AREA SALT LAKE (WFRC)	11082	Roadway Reconstruct - With Widening	Redwood Road 4100 South to 5400 South	Physically Complete	SALT LAKE	F008698	($4,661)	($4,661)	$ 0	($339)	($5,000)
STP - URBAN AREA SALT LAKE (WFRC)	11082	Roadway Reconstruct - With Widening	Redwood Road 4100 South to 5400 South	Physically Complete	SALT LAKE	F008698	($138,553)	($138,553)	$ 0	($10,061)	($148,614)
STP - URBAN AREA SALT LAKE (WFRC)	11082	Roadway Reconstruct - With Widening	Redwood Road 4100 South to 5400 South	Physically Complete	SALT LAKE	F008698	($1,060,920)	($1,060,920)	$ 0	($77,040)	($1,137,960)
STP - URBAN AREA SALT LAKE (WFRC)	11085	Roadway Reconstruct - With Widening	4700 South; 4000 West to 5600 West	Substantially Compl	SALT LAKE	F008701	$ 55,515	$ 55,515	$ 0	$ 16	$ 55,531
STP - URBAN AREA SALT LAKE (WFRC)	11085	Roadway Reconstruct - With Widening	4700 South; 4000 West to 5600 West	Substantially Compl	SALT LAKE	F008701	$ 55,515	$ 55,515	$ 0	$ 4,031	$ 59,546
STP - URBAN AREA SALT LAKE (WFRC)	11085	Roadway Reconstruct - With Widening	4700 South; 4000 West to 5600 West	Substantially Compl	SALT LAKE	F008701	$ 0	$ 0	$ 0	$ 0	$ 0
STP - URBAN AREA SALT LAKE (WFRC)	11085	Roadway Reconstruct - With Widening	4700 South; 4000 West to 5600 West	Substantially Compl	SALT LAKE	F008701	($55,515)	($55,515)	$ 0	($4,031)	($59,546)
STP - URBAN AREA SALT LAKE (WFRC)	11085	Roadway Reconstruct - With Widening	4700 South; 4000 West to 5600 West	Substantially Compl	SALT LAKE	F008701	($55,515)	($55,515)	$ 0	($16)	($55,531)
STP - URBAN AREA SALT LAKE (WFRC)	14039	Roadway Reconstruct - With Widening	1300 West; 9400 South to 9000 South	Contract Closed Out	SALT LAKE	F011467	$ 0	$ 0	$ 0	$ 0	$ 0
STP - URBAN AREA SALT LAKE (WFRC)	14040	Roadway Reconstruct - With Widening	2200 West Reconstruction w/ Minor Widening	Closed	SALT LAKE	F011468	$ 13,939	$ 13,939	$ 0	$ 1,012	$ 14,951
STP - URBAN AREA SALT LAKE (WFRC)	14040	Roadway Reconstruct - With Widening	2200 West Reconstruction w/ Minor Widening	Closed	SALT LAKE	F011468	($117,384)	($117,384)	$ 0	($8,524)	($125,908)
STP - URBAN AREA SALT LAKE (WFRC)	14830	Roadway Reconstruct - With Widening	7800 S. Widening	Under Construction	SALT LAKE	F012227	$ 3,232,806	$ 3,232,806	$ 0	$ 234,754	$ 3,467,560
STP - URBAN AREA SALT LAKE (WFRC)	14923	Roadway Reconstruct - With Widening	Vine Str; 1300 E to Van Winkle - Recon & Widen	Closed	SALT LAKE	F012312	$ 0	$ 0	$ 0	$ 0	$ 0
STP - URBAN AREA SALT LAKE (WFRC)	15908	Roadway Reconstruct - Without	1300 East; 2100 South to Southern City Boundary	Advertised	SALT LAKE	F013206	$ 804,218	$ 804,218	$ 0	$ 58,399	$ 862,617

Plan Fund Desc.	PIN	Index	Project Description	PIN Status	County	FMIS No.	Total Obligation	Federal Aid	State Match	Local Match	Total
STP - URBAN AREA SALT LAKE (WFRC)	15908	Roadway Reconstruct - Without	1300 East; 2100 South to Southern City Boundary	Advertised	SALT LAKE	F013206	$ 0	$ 0	$ 0	$ 0	$ 0
STP - URBAN AREA SALT LAKE (WFRC)	15910	Roadway Reconstruct - Without	2700 West; 10000 S to 10200 S, Recon - So Jordan	Close Out	SALT LAKE	F013208	$ 0	$ 0	$ 0	$ 0	$ 0
STP - URBAN AREA SALT LAKE (WFRC)	15911	Roadway Reconstruct - Without	900 East; 3900 S to 4500 S, Safety/ Recon, Millcre	Contract Closed Out	SALT LAKE	F013209	$ 252,315	$ 252,315	$ 0	$ 18,322	$ 270,638
STP - URBAN AREA SALT LAKE (WFRC)	15911	Roadway Reconstruct - Without	900 East; 3900 S to 4500 S, Safety/ Recon, Millcre	Contract Closed Out	SALT LAKE	F013209	$ 0	$ 0	$ 0	$ 0	$ 0
STP - URBAN AREA SALT LAKE (WFRC)	15913	Roadway New Construction (New	4150 West from Majestic Rise Parkway to 12600 So.	Close Out	SALT LAKE	F013211	$ 117,520	$ 117,520	$ 0	$ 8,534	$ 126,054
STP - URBAN AREA SALT LAKE (WFRC)	15913	Roadway New Construction (New	4150 West from Majestic Rise Parkway to 12600 So.	Close Out	SALT LAKE	F013211	$ 0	$ 0	$ 0	$ 0	$ 0
STP - URBAN AREA SALT LAKE (WFRC)	15913	Roadway New Construction (New	4150 West from Majestic Rise Parkway to 12600 So.	Close Out	SALT LAKE	F013211	($1,002,373)	($1,002,373)	$ 0	($72,788)	($1,075,161)
STP - URBAN AREA SALT LAKE (WFRC)	16925	Roadway Reconstruct - With Widening	700 West; 3300 South to 3900 South	Active	SALT LAKE	F014153	$ 932,300	$ 932,300	$ 0	$ 67,700	$ 1,000,000
STP - URBAN AREA SALT LAKE (WFRC)	16925	Roadway Reconstruct - With Widening	700 West; 3300 South to 3900 South	Active	SALT LAKE	F014153	$ 43,946	$ 43,946	$ 0	$ 3,191	$ 47,137
STP - URBAN AREA SALT LAKE (WFRC)	17806	Roadway Reconstruct - With Widening	Parkway Blvd (2700 S); MVC to 6400 West	Under Construction	SALT LAKE	F014931	$ 4,024,164	$ 4,024,164	$ 0	$ 292,219	$ 4,316,383
STP - URBAN AREA SALT LAKE (WFRC)	17806	Roadway Reconstruct - With Widening	Parkway Blvd (2700 S); MVC to 6400 West	Under Construction	SALT LAKE	F014931	$ 242,612	$ 242,612	$ 0	$ 17,618	$ 260,230
STP - URBAN AREA SALT LAKE (WFRC)	17806	Roadway Reconstruct - With Widening	Parkway Blvd (2700 S); MVC to 6400 West	Under Construction	SALT LAKE	F014931	$ 36,595	$ 36,595	$ 0	$ 2,657	$ 39,252
STP - URBAN AREA SALT LAKE (WFRC)	19631	Roadway Reconstruct - Without	1300 East; 4220 South to 4500 South	Physically Complete	SALT LAKE	F016634	$ 2,030,663	$ 2,030,663	$ 0	$ 147,459	$ 2,178,122
STP - URBAN AREA SALT LAKE (WFRC)	19631	Roadway Reconstruct - Without	1300 East; 4220 South to 4500 South	Physically Complete	SALT LAKE	F016634	$ 325,676	$ 325,676	$ 0	$ 23,649	$ 349,325
STP - URBAN AREA SALT LAKE (WFRC)	19631	Roadway Reconstruct - Without	1300 East; 4220 South to 4500 South	Physically Complete	SALT LAKE	F016634	$ 47,244	$ 47,244	$ 0	$ 3,431	$ 50,675
STP - URBAN AREA SALT LAKE (WFRC)	19631	Roadway Reconstruct - Without	1300 East; 4220 South to 4500 South	Physically Complete	SALT LAKE	F016634	$ 5,339	$ 5,339	$ 0	$ 388	$ 5,726
STP - URBAN AREA SALT LAKE (WFRC)	20392	Other	Statewide Household Travel Survey	Active	STATEWIDE	F017418	$ 33,224	$ 33,224	$ 0	$ 0	$ 33,224
STP - URBAN AREA SALT LAKE (WFRC)	8601	Spot Improvement - Operational	WASATCH BOULEVARD & 7650 SOUTH	Close Out	SALT LAKE	F007016	$ 0	$ 0	$ 0	$ 0	$ 0

Plan Fund Desc.	PIN	Index	Project Description	PIN Status	County	FMIS No.	Total Obligation	Federal Aid	State Match	Local Match	Total
STP - URBAN AREA SALT LAKE (WFRC)	15914	Intersection Improvements	Riverfront Parkway; 11050 S to 11400 S, Widen	Active	SALT LAKE	F013212	$ 219,939	$ 219,939	$ 0	$ 15,971	$ 235,910
STP - URBAN AREA SALT LAKE (WFRC)	17837	Spot Improvement - Safety	3300 South and 900 West	Physically Complete	SALT LAKE	F014962	$ 0	$ 0	$ 0	$ 0	$ 0
STP - URBAN AREA SALT LAKE (WFRC)	17838	Intersection Improvements	Winchester and 700 West	Under Construction	SALT LAKE	F014963	$ 1,440,317	$ 1,440,317	$ 0	$ 104,590	$ 1,544,907
STP - URBAN AREA SALT LAKE (WFRC)	17838	Intersection Improvements	Winchester and 700 West	Under Construction	SALT LAKE	F014963	$ 279,690	$ 279,690	$ 0	$ 20,310	$ 300,000
STP - URBAN AREA SALT LAKE (WFRC)	17838	Intersection Improvements	Winchester and 700 West	Under Construction	SALT LAKE	F014963	$ 234,694	$ 234,694	$ 0	$ 17,043	$ 251,737
STP - URBAN AREA SALT LAKE (WFRC)	17838	Intersection Improvements	Winchester and 700 West	Under Construction	SALT LAKE	F014963	$ 4,195	$ 4,195	$ 0	$ 305	$ 4,500
STP - URBAN AREA SALT LAKE (WFRC)	17838	Intersection Improvements	Winchester and 700 West	Under Construction	SALT LAKE	F014963	$ 1,730	$ 1,730	$ 0	$ 126	$ 1,856
STP - URBAN AREA SALT LAKE (WFRC)	17838	Intersection Improvements	Winchester and 700 West	Under Construction	SALT LAKE	F014963	$ 0	$ 0	$ 0	$ 0	$ 0
STP - URBAN AREA SALT LAKE (WFRC)	17841	Intersection Improvements	7200 South and 300 West Intersection	Closed	SALT LAKE	F014966	($10,322)	($10,322)	$ 0	$ 0	($10,322)
STP - URBAN AREA SALT LAKE (WFRC)	18816	Intersection Improvements	Bengal Blvd; Highland Drive to 2160 East	Scoping	SALT LAKE	F015857	$ 113,719	$ 113,719	$ 0	$ 8,258	$ 121,977
STP - URBAN AREA SALT LAKE (WFRC)	18821	Intersection Improvements	1300 West & White Peach Drive (11170 South)	Closed	SALT LAKE	F015862	($35,187)	($35,187)	$ 0	($2,555)	($37,742)
STP - URBAN AREA SALT LAKE (WFRC)	18827	Intersection Improvements	3800 South Skyline HS; Virginia Way to Birch Drive	Close Out	SALT LAKE	F015868	$ 0	$ 0	$ 0	($0)	($0)
STP - URBAN AREA SALT LAKE (WFRC)	19679	Spot Improvement - Safety	Cougar Lane; Niagara Way to Kearns High Drive	Active	SALT LAKE	F016706	$ 503,442	$ 503,442	$ 0	$ 36,558	$ 540,000
STP - URBAN AREA SALT LAKE (WFRC)	19679	Spot Improvement - Safety	Cougar Lane; Niagara Way to Kearns High Drive	Active	SALT LAKE	F016706	$ 279,690	$ 279,690	$ 0	$ 20,310	$ 300,000
STP - URBAN AREA SALT LAKE (WFRC)	17493	ATMS Project	SLC Area Signal Detection Upgrade Phase II	Closed	SALT LAKE	F014654	($60,666)	($60,666)	$ 0	($4,405)	($65,071)
STP - URBAN AREA SALT LAKE (WFRC)	20316	Ped & Bike	700 East (SR-71); 2100 South to 1300 South	Under Construction	SALT LAKE	F017342	$ 18,133	$ 18,133	$ 1,317	$ 0	$ 19,450
STP - URBAN AREA SALT LAKE (WFRC)	20316	Ped & Bike	700 East (SR-71); 2100 South to 1300 South	Under Construction	SALT LAKE	F017342	$ 16,936	$ 16,936	$ 1,230	$ 0	$ 18,166
STP - URBAN AREA SALT LAKE (WFRC)	20316	Ped & Bike	700 East (SR-71); 2100 South to 1300 South	Under Construction	SALT LAKE	F017342	($18,133)	($18,133)	($1,317)	$ 0	($19,450)

Plan Fund Desc.	PIN	Index	Project Description	PIN Status	County	FMIS No.	Total Obligation	Federal Aid	State Match	Local Match	Total
STP - URBAN AREA SALT LAKE (WFRC)	21200	Ped & Bike	2000 East; 3300 South to Atkin Ave	Scoping	SALT LAKE	F018231	$ 605,995	$ 605,995	$ 0	$ 44,005	$ 650,000
STP - URBAN AREA SALT LAKE (WFRC)	21200	Ped & Bike	2000 East; 3300 South to Atkin Ave	Scoping	SALT LAKE	F018231	$ 9,323	$ 9,323	$ 0	$ 677	$ 10,000
STP - URBAN AREA SALT LAKE (WFRC)	21203	Ped & Bike	5655 Emigration Cyn to 9698 Emigration Cyn	Scoping	SALT LAKE	F018234	$ 75,000	$ 75,000	$ 0	$ 5,446	$ 80,446
STP SALT LAKE URBAN FUNDS @ 100 %	18823	Roadway Reconstruct - Without	3650 South; 2700 West to 3200 West	Advertised	SALT LAKE	F015864	$ 934,915	$ 934,915	$ 0	$ 0	$ 934,915
STP SALT LAKE URBAN FUNDS @ 100 %	11985	Funding Pass Through	Transportation and Land Use Connection Program	Scoping	SALT LAKE	F009508	$ 1,395,406	$ 1,395,406	$ 0	$ 0	$ 1,395,406
STP SALT LAKE URBAN FUNDS @ 100 %	22030	Other	FY2025 WFRC MPO CPG SLC, O/L AREAS	Active	VARIOUS	F019048	$ 826,519	$ 826,519	$ 0	$ 0	$ 826,519
STP SMALL URBAN 5K -49,999 POP JHC	21346	Roadway Preventative Maintenance	I-80; MP 131.4 to 134.0	Substantially Compl	SALT LAKE	F018400	$ 5,283,318	$ 5,283,318	$ 303,202	$ 80,452	$ 5,666,972
STP SMALL URBAN FUNDS - UDOT	22237	ATMS Project	Connecting the West: Accelerating V2X Deployment	Active	VARIOUS	F019257	$ 13,589,745	$ 13,589,745	$ 696,611	$ 290,223	$ 14,576,579
STP URBAN EXCHANGE O/L WITH WFRC	21319	Roadway Preventative Maintenance	US-89; SR-193 to Weber River	Under Construction	DAVIS	F018374	$ 194,197	$ 194,197	$ 14,102	$ 0	$ 208,299
STP URBAN EXCHANGE O/L WITH WFRC	21318	Roadway Preventative Maintenance	US-89; SR-204 to SR-134	Physically Complete	WEBER	F018373	$ 4,568,270	$ 4,568,270	$ 331,730	$ 0	$ 4,900,000
STP URBAN EXCHANGE O/L WITH WFRC	21318	Roadway Preventative Maintenance	US-89; SR-204 to SR-134	Physically Complete	WEBER	F018373	$ 233,075	$ 233,075	$ 16,925	$ 0	$ 250,000
STP URBAN EXCHANGE O/L WITH WFRC	21318	Roadway Preventative Maintenance	US-89; SR-204 to SR-134	Physically Complete	WEBER	F018373	($768,215)	($768,215)	($55,785)	$ 0	($824,000)
STP_ FLEXIBLE @ 100 FEDERAL FUNDING	20391	Other	FY2023 State Training Budget	Closed	STATEWIDE	F017417	($3,185)	($3,185)	$ 0	$ 0	($3,185)
STP_ FLEXIBLE @ 100 FEDERAL FUNDING	22026	Other	FY2025 State Training Budget	Active	STATEWIDE	F019044	$ 800,000	$ 800,000	$ 0	$ 0	$ 800,000
STP_ FLEXIBLE @ 100 FEDERAL FUNDING	22218	Other	Highway Use Tax Evasion Project FY 2025-2027	Active	STATEWIDE	F019221	$ 185,000	$ 185,000	$ 0	$ 0	$ 185,000
STP_ FLEXIBLE @ 100 FEDERAL FUNDING	19461	Spot Improvement - Safety	2022-2026 LTAP Program	Active	STATEWIDE	F016466	$ 210,000	$ 210,000	$ 0	$ 0	$ 210,000
STP_ FLEXIBLE @ 100 FEDERAL FUNDING	19602	Other Study	FY2022 State Training Budget	Closed	STATEWIDE	F016606	($15,906)	($15,906)	$ 0	$ 0	($15,906)
STP-RURAL (NON URBAN)	19312	Roadway Preventative Maintenance	Old Highway Road; Trapper's Loop to North Morgan	Region Review	MORGAN	F016332	$ 1,846,934	$ 1,846,934	$ 0	$ 134,117	$ 1,981,051

Plan Fund Desc.	PIN	Index	Project Description	PIN Status	County	FMIS No.	Total Obligation	Federal Aid	State Match	Local Match	Total
STP-RURAL (NON URBAN)	19312	Roadway Preventative Maintenance	Old Highway Road; Trapper's Loop to North Morgan	Region Review	MORGAN	F016332	$ 79,246	$ 79,246	$ 0	$ 5,755	$ 85,000
STP-RURAL (NON URBAN)	19312	Roadway Preventative Maintenance	Old Highway Road; Trapper's Loop to North Morgan	Region Review	MORGAN	F016332	$ 69,158	$ 69,158	$ 0	$ 5,022	$ 74,180
STP-RURAL (NON URBAN)	19312	Roadway Preventative Maintenance	Old Highway Road; Trapper's Loop to North Morgan	Region Review	MORGAN	F016332	$ 0	$ 0	$ 0	$ 0	$ 0
STP-RURAL (NON URBAN)	18443	Roadway Reconstruct - Without	SR-83; ATK to I-84	Closed	BOX ELDER	F015530	($26,639)	($26,639)	($1,934)	$ 0	($28,573)
STP-RURAL (NON URBAN)	16603	Roadway Reconstruct - Without	Burmester Road Improvement	Physically Complete	TOOELE	F013851	$ 1,651,972	$ 1,651,972	$ 0	$ 119,960	$ 1,771,932
STP-RURAL (NON URBAN)	16603	Roadway Reconstruct - Without	Burmester Road Improvement	Physically Complete	TOOELE	F013851	$ 163,153	$ 163,153	$ 0	$ 11,848	$ 175,000
STP-RURAL (NON URBAN)	16603	Roadway Reconstruct - Without	Burmester Road Improvement	Physically Complete	TOOELE	F013851	($329,711)	($329,711)	$ 0	($23,942)	($353,653)
STP-RURAL (NON URBAN)	16595	Structures Bridge Rehabilitation	Young Street Bridge and Connector Road	Contract Closed Out	MORGAN	F013843	$ 0	$ 0	$ 0	$ 0	$ 0
STP-RURAL (NON URBAN)	19504	Structures Bridge Rehabilitation	SR-201 over 3200 W Bridge Rehabilitation (0C 709)	Under Construction	SALT LAKE	F016509	$ 11,056,188	$ 11,056,188	$ 535,340	$ 267,517	$ 11,859,046
TAP MAG AT 100% PRO RATA	16530	Roadway Preventative Maintenance	SR-203; US-89 - SR-39	Region Review	WEBER	F013779	$ 610,641	$ 610,641	$ 0	($26,403)	$ 584,238
TRAN ALT 5K - 49,999 - JHC	19457	Spot Improvement - Safety	I-80 EB; Concrete Barrier Replacement	Close Out	SALT LAKE	F016462	$ 1,429,216	$ 1,429,216	$ 0	$ 103,784	$ 1,533,000
TRANS ALT. PROGRAM-OG/LAYTON	17865	Intersection Improvements	20th & Lincoln Traffic Signal	Closed	WEBER	F014990	$ 0	$ 0	$ 0	$ 0	$ 0
TRANS ALT. PROGRAM-OG/LAYTON	17864	Ped & Bike	Redwood Road Westside Path Connections	Closed	DAVIS	F014989	$ 981	$ 981	$ 0	$ 71	$ 1,052
TRANS ALT. PROGRAM-OG/LAYTON	17864	Ped & Bike	Redwood Road Westside Path Connections	Closed	DAVIS	F014989	$ 0	$ 0	$ 0	$ 0	$ 0
TRANS ALT. PROGRAM-OG/LAYTON	17864	Ped & Bike	Redwood Road Westside Path Connections	Closed	DAVIS	F014989	($981)	($981)	$ 0	($71)	($1,052)
TRANS ALT. PROGRAM-OG/LAYTON	18835	Ped & Bike	East/ West Kay's Creek Trail Connections	Under Construction	DAVIS	F015876	$ 147,952	$ 147,952	$ 0	$ 10,744	$ 158,695
TRANS ALT. PROGRAM-OG/LAYTON	18835	Ped & Bike	East/ West Kay's Creek Trail Connections	Under Construction	DAVIS	F015876	$ 0	$ 0	$ 0	$ 0	$ 0
TRANS ALT. PROGRAM-OG/LAYTON	20335	Ped & Bike	Parrish Lane/ Legacy Trail Connection	Scoping	DAVIS	F017361	$ 46,615	$ 46,615	$ 0	$ 3,385	$ 50,000

Plan Fund Desc.	PIN	Index	Project Description	PIN Status	County	FMIS No.	Total Obligation	Federal Aid	State Match	Local Match	Total
TRANS ALT. PROGRAM-OG/LAYTON	21229	Ped & Bike	Adams Avenue Sidewalk; 40th Street to 42nd Street	Scoping	WEBER	F018257	$ 9,323	$ 9,323	$ 0	$ 677	$ 10,000
TRANSPORTATION ALT PROGRAM - WFRC	20343	Roadway Reconstruct - With Widening	5400 South;1300 West to Millrace Park	Scoping	SALT LAKE	F017369	($10,000)	($10,000)	$ 0	($726)	($10,726)
TRANSPORTATION ALT PROGRAM - WFRC	17427	Roadway Reconstruct - Without	SR-204; MP 0 - 0.94 & MP 2.24 - 5.44	Under Construction	WEBER	F014590	$ 3,844,464	$ 3,844,464	$ 107,941	$ 172,186	$ 4,124,591
TRANSPORTATION ALT PROGRAM - WFRC	16953	Safe Sidewalk/ADA	State Street and 400 West Ped Crossing and Signal	Closed	DAVIS	F014181	$ 5,369	$ 5,369	$ 0	$ 390	$ 5,759
TRANSPORTATION ALT PROGRAM - WFRC	16953	Safe Sidewalk/ADA	State Street and 400 West Ped Crossing and Signal	Closed	DAVIS	F014181	($5,369)	($5,369)	$ 0	($390)	($5,759)
TRANSPORTATION ALT PROGRAM - WFRC	14946	Ped & Bike	Corner Canyon Creek/ East Jordan Canal Trail	Closed	SALT LAKE	F012336	($13,179)	($13,179)	$ 0	$ 0	($13,179)
TRANSPORTATION ALT PROGRAM - WFRC	14947	Trails and Bikepaths	7800 So Jordan River Pedestrian Bridge at 1100 W	Under Construction	SALT LAKE	F012337	$ 34,495	$ 34,495	$ 0	$ 2,505	$ 37,000
TRANSPORTATION ALT PROGRAM - WFRC	14947	Trails and Bikepaths	7800 So Jordan River Pedestrian Bridge at 1100 W	Under Construction	SALT LAKE	F012337	$ 23,960	$ 23,960	$ 0	$ 1,740	$ 25,700
TRANSPORTATION ALT PROGRAM - WFRC	15929	Ped & Bike	'Salt Lake County Bicycle Counters - SL Valley	Closed	SALT LAKE	F013227	$ 1,865	$ 1,865	$ 0	$ 135	$ 2,000
TRANSPORTATION ALT PROGRAM - WFRC	15929	Ped & Bike	'Salt Lake County Bicycle Counters - SL Valley	Closed	SALT LAKE	F013227	$ 0	$ 0	$ 0	$ 0	$ 0
TRANSPORTATION ALT PROGRAM - WFRC	15929	Ped & Bike	'Salt Lake County Bicycle Counters - SL Valley	Closed	SALT LAKE	F013227	($1,810)	($1,810)	$ 0	($131)	($1,941)
TRANSPORTATION ALT PROGRAM - WFRC	16948	Ped & Bike	2600 East Sidewalk; 7609 South to 7640 South	Close Out	SALT LAKE	F014176	$ 0	$ 0	$ 0	$ 0	$ 0
TRANSPORTATION ALT PROGRAM - WFRC	17867	Ped & Bike	2820 South; 7440 West to 7736 West	Substantially Compl	SALT LAKE	F014992	$ 826,063	$ 826,063	$ 0	$ 59,986	$ 886,049
TRANSPORTATION ALT PROGRAM - WFRC	17867	Ped & Bike	2820 South; 7440 West to 7736 West	Substantially Compl	SALT LAKE	F014992	$ 158,491	$ 158,491	$ 0	$ 11,509	$ 170,000
TRANSPORTATION ALT PROGRAM - WFRC	17867	Ped & Bike	2820 South; 7440 West to 7736 West	Substantially Compl	SALT LAKE	F014992	$ 11,188	$ 11,188	$ 0	$ 812	$ 12,000
TRANSPORTATION ALT PROGRAM - WFRC	17867	Ped & Bike	2820 South; 7440 West to 7736 West	Substantially Compl	SALT LAKE	F014992	$ 0	$ 0	$ 0	$ 0	$ 0
TRANSPORTATION ALT PROGRAM - WFRC	17867	Ped & Bike	2820 South; 7440 West to 7736 West	Substantially Compl	SALT LAKE	F014992	($11,188)	($11,188)	$ 0	($812)	($12,000)
TRANSPORTATION ALT PROGRAM - WFRC	17869	Ped & Bike	Cross Towne Trail; 2700 West to Bangerter Hwy	Physically Complete	SALT LAKE	F014994	$ 233,075	$ 233,075	$ 0	$ 16,925	$ 250,000

Plan Fund Desc.	PIN	Index	Project Description	PIN Status	County	FMIS No.	Total Obligation	Federal Aid	State Match	Local Match	Total
TRANSPORTATION ALT PROGRAM - WFRC	17869	Ped & Bike	Cross Towne Trail; 2700 West to Bangerter Hwy	Physically Complete	SALT LAKE	F014994	$ 46,615	$ 46,615	$ 0	$ 3,385	$ 50,000
TRANSPORTATION ALT PROGRAM - WFRC	17869	Ped & Bike	Cross Towne Trail; 2700 West to Bangerter Hwy	Physically Complete	SALT LAKE	F014994	$ 20,407	$ 20,407	$ 0	$ 1,482	$ 21,888
TRANSPORTATION ALT PROGRAM - WFRC	17869	Ped & Bike	Cross Towne Trail; 2700 West to Bangerter Hwy	Physically Complete	SALT LAKE	F014994	$ 0	$ 0	$ 0	$ 0	$ 0
TRANSPORTATION ALT PROGRAM - WFRC	17870	Ped & Bike	4500 South (SR-266); 1500 East to 1550 East	Closed	SALT LAKE	F014995	$ 2,286	$ 2,286	$ 0	$ 166	$ 2,452
TRANSPORTATION ALT PROGRAM - WFRC	17870	Ped & Bike	4500 South (SR-266); 1500 East to 1550 East	Closed	SALT LAKE	F014995	($2,286)	($2,286)	$ 0	($166)	($2,452)
TRANSPORTATION ALT PROGRAM - WFRC	18833	Ped & Bike	3500 South (SR-171) Sidewalk Improvements	Physically Complete	SALT LAKE	F015874	$ 300,000	$ 300,000	$ 21,785	$ 0	$ 321,785
TRANSPORTATION ALT PROGRAM - WFRC	18833	Ped & Bike	3500 South (SR-171) Sidewalk Improvements	Physically Complete	SALT LAKE	F015874	$ 0	$ 0	$ 0	$ 0	$ 0
TRANSPORTATION ALT PROGRAM - WFRC	18837	Ped & Bike	Kensington East-West Neighborhood Byway	Under Construction	SALT LAKE	F015878	$ 233,075	$ 233,075	$ 0	$ 16,925	$ 250,000
TRANSPORTATION ALT PROGRAM - WFRC	18837	Ped & Bike	Kensington East-West Neighborhood Byway	Under Construction	SALT LAKE	F015878	$ 129,335	$ 129,335	$ 0	$ 9,392	$ 138,727
TRANSPORTATION ALT PROGRAM - WFRC	18837	Ped & Bike	Kensington East-West Neighborhood Byway	Under Construction	SALT LAKE	F015878	$ 932	$ 932	$ 0	$ 68	$ 1,000
TRANSPORTATION ALT PROGRAM - WFRC	18838	Ped & Bike	8425 South Sidewalk	Closed	SALT LAKE	F015879	$ 0	$ 0	$ 0	$ 0	$ 0
TRANSPORTATION ALT PROGRAM - WFRC	20316	Ped & Bike	700 East (SR-71); 2100 South to 1300 South	Under Construction	SALT LAKE	F017342	$ 1,077,198	$ 1,077,198	$ 78,222	$ 0	$ 1,155,420
TRANSPORTATION ALT PROGRAM - WFRC	20316	Ped & Bike	700 East (SR-71); 2100 South to 1300 South	Under Construction	SALT LAKE	F017342	$ 69,997	$ 69,997	$ 5,083	$ 0	$ 75,080
TRANSPORTATION ALT PROGRAM - WFRC	20316	Ped & Bike	700 East (SR-71); 2100 South to 1300 South	Under Construction	SALT LAKE	F017342	$ 39,265	$ 39,265	$ 2,851	$ 0	$ 42,116
TRANSPORTATION ALT PROGRAM - WFRC	20345	Ped & Bike	Fort Union Blvd Pedestrian Hybrid Beacon	Substantially Compl	SALT LAKE	F017371	$ 335,815	$ 335,815	$ 0	$ 24,386	$ 360,201
TRANSPORTATION ALT PROGRAM - WFRC	20345	Ped & Bike	Fort Union Blvd Pedestrian Hybrid Beacon	Substantially Compl	SALT LAKE	F017371	$ 65,261	$ 65,261	$ 0	$ 4,739	$ 70,000
TRANSPORTATION ALT PROGRAM - WFRC	20345	Ped & Bike	Fort Union Blvd Pedestrian Hybrid Beacon	Substantially Compl	SALT LAKE	F017371	$ 41,954	$ 41,954	$ 0	$ 3,047	$ 45,000
TRANSPORTATION ALT PROGRAM - WFRC	20345	Ped & Bike	Fort Union Blvd Pedestrian Hybrid Beacon	Substantially Compl	SALT LAKE	F017371	$ 1,677	$ 1,677	$ 0	$ 122	$ 1,799

Plan Fund Desc.	PIN	Index	Project Description	PIN Status	County	FMIS No.	Total Obligation	Federal Aid	State Match	Local Match	Total
TRANSPORTATION ALT PROGRAM - WFRC	20345	Ped & Bike	Fort Union Blvd Pedestrian Hybrid Beacon	Substantially Compl	SALT LAKE	F017371	$ 186	$ 186	$ 0	$ 14	$ 200
TRANSPORTATION ALT PROGRAM - WFRC	20345	Ped & Bike	Fort Union Blvd Pedestrian Hybrid Beacon	Substantially Compl	SALT LAKE	F017371	($186)	($186)	$ 0	($14)	($200)
TRANSPORTATION ALT PROGRAM - WFRC	17866	Ped & Bike	3100 West; 4800 So to 5000 So, Sidewalk	Scoping	WEBER	F014991	$ 146,602	$ 146,602	$ 0	$ 10,646	$ 157,247
TRANSPORTATION ALT PROGRAM - WFRC	17866	Ped & Bike	3100 West; 4800 So to 5000 So, Sidewalk	Scoping	WEBER	F014991	$ 83,371	$ 83,371	$ 0	$ 6,054	$ 89,425
TRANSPORTATION ALTERNATIVE PROGRAM	16933	Trails and Bikepaths	Main Street (SR-106); Park Lane to Shepard Lane	Active	DAVIS	F014161	$ 1,000,000	$ 1,000,000	$ 72,616	$ 0	$ 1,072,616
TRANSPORTATION ALTERNATIVE PROGRAM	19332	Ped & Bike	Layton Safe Routes to School FY23	Close Out	DAVIS	F016351	($13,985)	($13,985)	$ 0	($1,016)	($15,000)
TRANSPORTATION ALTERNATIVE PROGRAM	20316	Ped & Bike	700 East (SR-71); 2100 South to 1300 South	Under Construction	SALT LAKE	F017342	$ 12,960	$ 12,960	$ 941	$ 0	$ 13,901
TRANSPORTATION ALTERNATIVE PROGRAM	20316	Ped & Bike	700 East (SR-71); 2100 South to 1300 South	Under Construction	SALT LAKE	F017342	($12,960)	($12,960)	($941)	$ 0	($13,901)
TRANSPORTATION ALTERNATIVE PROGRAM	21142	Ped & Bike	Magna Safe Routes to School FY25	Scoping	SALT LAKE	F018178	$ 46,005	$ 46,005	$ 0	$ 3,341	$ 49,346
TRANSPORTATION ALTERNATIVE PROGRAM	21143	Ped & Bike	White City Safe Routes to School FY25	Scoping	SALT LAKE	F018179	$ 46,615	$ 46,615	$ 0	$ 3,385	$ 50,000
TRANSPORTATION ALTERNATIVE PROGRAM	22015	Ped & Bike	Murray Pkwy; 5400 S to Sunberry Dr - Sidewalk sTAP	Scoping	SALT LAKE	F019033	$ 139,845	$ 139,845	$ 0	$ 10,155	$ 150,000
UDOT'S STP FUNDS FROM WFRC EXCHANGE	19945	Roadway Preventative Maintenance	SR-186; North Temple to 400 S.	Active	SALT LAKE	F016963	$ 191,122	$ 191,122	$ 13,879	$ 0	$ 205,000
UDOT'S STP FUNDS FROM WFRC EXCHANGE	19945	Roadway Preventative Maintenance	SR-186; North Temple to 400 S.	Active	SALT LAKE	F016963	$ 37,292	$ 37,292	$ 2,708	$ 0	$ 40,000
UDOT'S STP FUNDS FROM WFRC EXCHANGE	16018	Roadway Preventative Maintenance	I-80; Lambs to Kimball's	Closed	VARIOUS	F013311	$ 322,071	$ 322,071	$ 23,388	$ 0	$ 345,459
UDOT'S STP FUNDS FROM WFRC EXCHANGE	19178	Asset Management	Region Two Overhead Sign Replacement	Physically Complete	SALT LAKE	F016203	$ 93,658	$ 93,658	$ 6,801	$ 0	$ 100,459
UDOT'S URBAN STP FROM MAG EXCHANGE	19504	Structures Bridge Rehabilitation	SR-201 over 3200 W Bridge Rehabilitation (0C 709)	Under Construction	SALT LAKE	F016509	$ 9,904,482	$ 9,904,482	$ 719,225	$ 0	$ 10,623,707
VULNERABLE ROAD USER SAFETY	19210	Spot Improvement - Safety	SR-126; MP 1.24-3.67, Install HAWK Signals	Under Construction	DAVIS	F016234	$ 586,417	$ 586,417	$ 42,583	$ 0	$ 629,000
VULNERABLE ROAD USER SAFETY	19210	Spot Improvement - Safety	SR-126; MP 1.24-3.67, Install HAWK Signals	Under Construction	DAVIS	F016234	$ 54,073	$ 54,073	$ 3,927	$ 0	$ 58,000

Plan Fund Desc.	PIN	Index	Project Description	PIN Status	County	FMIS No.	Total Obligation	Federal Aid	State Match	Local Match	Total
VULNERABLE ROAD USER SAFETY	19210	Spot Improvement - Safety	SR-126; MP 1.24-3.67, Install HAWK Signals	Under Construction	DAVIS	F016234	$ 20,511	$ 20,511	$ 1,489	$ 0	$ 22,000
VULNERABLE ROAD USER SAFETY	19282	Spot Improvement - Safety	SR-171; MP 0-15.6, Intersection Improvements	Region Review	SALT LAKE	F016303	$ 256,196	$ 256,196	$ 18,604	$ 0	$ 274,800
VULNERABLE ROAD USER SAFETY	19282	Spot Improvement - Safety	SR-171; MP 0-15.6, Intersection Improvements	Region Review	SALT LAKE	F016303	$ 0	$ 0	$ 0	$ 0	$ 0
VULNERABLE ROAD USER SAFETY	19284	Spot Improvement - Safety	Various Locations; Signal & Lighting Improvements	Under Construction	SALT LAKE	F016305	$ 39,673	$ 39,673	$ 2,881	$ 0	$ 42,554
VULNERABLE ROAD USER SAFETY	19995	Spot Improvement - Safety	Various Locations; Lighting Improvements	Under Construction	SALT LAKE	F017012	$ 2,163,868	$ 2,163,868	$ 157,132	$ 0	$ 2,321,000
VULNERABLE ROAD USER SAFETY	19995	Spot Improvement - Safety	Various Locations; Lighting Improvements	Under Construction	SALT LAKE	F017012	$ 0	$ 0	$ 0	$ 0	$ 0
VULNERABLE ROAD USER SAFETY	20864	Spot Improvement - Safety	US-89/SR-186; Lighting Improvements	Scoping	SALT LAKE	F017915	$ 17,714	$ 17,714	$ 1,286	$ 0	$ 19,000
VULNERABLE ROAD USER SAFETY	20867	Spot Improvement - Safety	US-89; MP 374.9-375.8, Segment Lighting	Active	SALT LAKE	F017918	$ 168,280	$ 168,280	$ 12,220	$ 0	$ 180,500
VULNERABLE ROAD USER SAFETY	20867	Spot Improvement - Safety	US-89; MP 374.9-375.8, Segment Lighting	Active	SALT LAKE	F017918	$ 134,251	$ 134,251	$ 9,749	$ 0	$ 144,000
VULNERABLE ROAD USER SAFETY	20867	Spot Improvement - Safety	US-89; MP 374.9-375.8, Segment Lighting	Active	SALT LAKE	F017918	$ 9,323	$ 9,323	$ 677	$ 0	$ 10,000
VULNERABLE ROAD USER SAFETY	19273	Spot Improvement - Safety	Various Locations; Enhance Ped Xings & Sidewalk	Active	VARIOUS	F016294	$ 57,803	$ 57,803	$ 4,197	$ 0	$ 62,000
VULNERABLE ROAD USER SAFETY	19273	Spot Improvement - Safety	Various Locations; Enhance Ped Xings & Sidewalk	Active	VARIOUS	F016294	$ 46,615	$ 46,615	$ 3,385	$ 0	$ 50,000
VULNERABLE ROAD USER SAFETY	19273	Spot Improvement - Safety	Various Locations; Enhance Ped Xings & Sidewalk	Active	VARIOUS	F016294	$ 25,477	$ 25,477	$ 1,850	$ 0	$ 27,327
VULNERABLE ROAD USER SAFETY	19273	Spot Improvement - Safety	Various Locations; Enhance Ped Xings & Sidewalk	Active	VARIOUS	F016294	$ 19,578	$ 19,578	$ 1,422	$ 0	$ 21,000
VULNERABLE ROAD USER SAFETY	19993	Spot Improvement - Safety	Various Locations; FYA & Lighting Improvements	Region Review	VARIOUS	F017010	$ 224,311	$ 224,311	$ 16,289	$ 0	$ 240,600
VULNERABLE ROAD USER SAFETY	19993	Spot Improvement - Safety	Various Locations; FYA & Lighting Improvements	Region Review	VARIOUS	F017010	$ 0	$ 0	$ 0	$ 0	$ 0
						TOTALS	$ 516,000,880	$ 516,199,495	$ 24,889,889	$ 5,771,909	$ 546,861,293

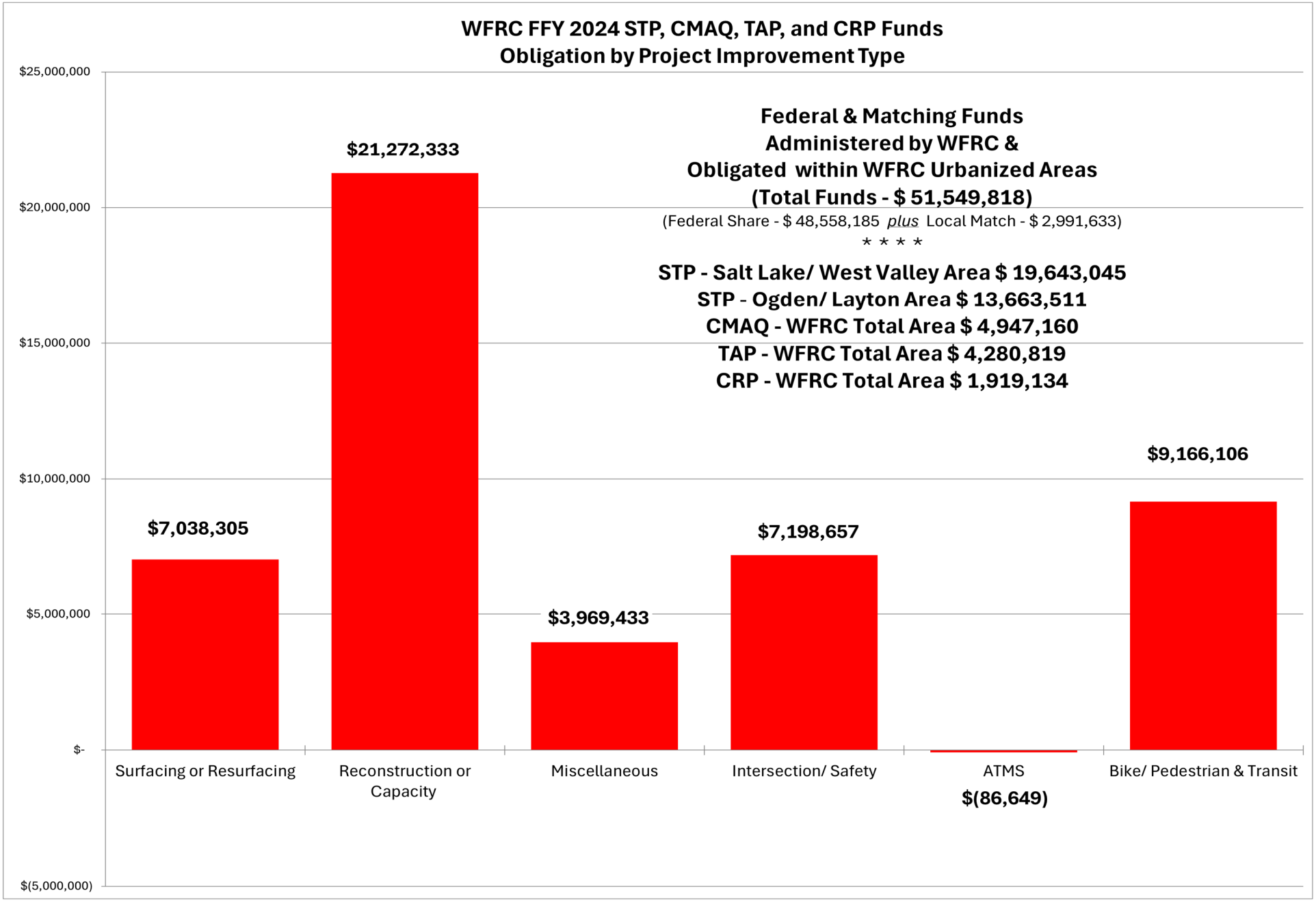

**** Note** Almost all Surfacing or Resurfacing and Reconstruction or Capacity projects include active transportation components.**

Salt Lake Urban Area Surface Transportation Program (STP) Funds

Federal Fiscal Year 2024 Projects

Obligated/ (De_Obligated)

Plan Fund Desc.	PIN	Index	Project Description	PIN Status	County	FMIS No.	Total Obligation	Federal Aid	State Match	Local Match	Total
CRRSAA BILL - 2021 SALT LAKE	14923	Roadway Reconstruct - With Widening	Vine Str; 1300 E to Van Winkle - Recon & Widen	Closed	SALT LAKE	F012312	$ 0	$ 0	$ 0	$ 0	$ 0
CRRSAA BILL - 2021 SALT LAKE	15911	Roadway Reconstruct - Without	900 East; 3900 S to 4500 S, Safety/ Recon, Millcre	Contract Closed Out	SALT LAKE	F013209	$ 302,651	$ 302,651	$ 0	$ 0	$ 302,651
CRRSAA BILL - 2021 SALT LAKE	15911	Roadway Reconstruct - Without	900 East; 3900 S to 4500 S, Safety/ Recon, Millcre	Contract Closed Out	SALT LAKE	F013209	($302,651)	($302,651)	$ 0	$ 0	($302,651)
HIGHWAY INFRASTRUCTURE - SALT LAKE	15908	Roadway Reconstruct - Without	1300 East; 2100 South to Southern City Boundary	Advertised	SALT LAKE	F013206	$ 512,248	$ 512,248	$ 0	$ 37,197	$ 549,446
HIGHWAY INFRASTRUCTURE - SALT LAKE	15911	Roadway Reconstruct - Without	900 East; 3900 S to 4500 S, Safety/ Recon, Millcre	Contract Closed Out	SALT LAKE	F013209	$ 0	$ 0	$ 0	$ 0	$ 0
HIGHWAY INFRASTRUCTURE - SALT LAKE	17807	Roadway Reconstruct - With Widening	Lone Peak Parkway; 12650 South to 12300 South	Scoping	SALT LAKE	F014932	$ 250,000	$ 250,000	$ 18,154	$ 0	$ 268,154
HIGHWAY INFRASTRUCTURE - SALT LAKE	15914	Intersection Improvements	Riverfront Parkway; 11050 S to 11400 S, Widen	Active	SALT LAKE	F013212	$ 378,514	$ 378,514	$ 27,486	$ 0	$ 406,000
STP - URBAN AREA SALT LAKE (WFRC)	11082	Roadway Reconstruct - With Widening	Redwood Road 4100 South to 5400 South	Physically Complete	SALT LAKE	F008698	$ 1,060,920	$ 1,060,920	$ 0	$ 77,040	$ 1,137,960
STP - URBAN AREA SALT LAKE (WFRC)	11082	Roadway Reconstruct - With Widening	Redwood Road 4100 South to 5400 South	Physically Complete	SALT LAKE	F008698	$ 138,553	$ 138,553	$ 0	$ 10,061	$ 148,614
STP - URBAN AREA SALT LAKE (WFRC)	11082	Roadway Reconstruct - With Widening	Redwood Road 4100 South to 5400 South	Physically Complete	SALT LAKE	F008698	$ 4,661	$ 4,661	$ 0	$ 339	$ 5,000
STP - URBAN AREA SALT LAKE (WFRC)	11082	Roadway Reconstruct - With Widening	Redwood Road 4100 South to 5400 South	Physically Complete	SALT LAKE	F008698	$ 0	$ 0	$ 0	$ 0	$ 0
STP - URBAN AREA SALT LAKE (WFRC)	11082	Roadway Reconstruct - With Widening	Redwood Road 4100 South to 5400 South	Physically Complete	SALT LAKE	F008698	($4,661)	($4,661)	$ 0	($339)	($5,000)
STP - URBAN AREA SALT LAKE (WFRC)	11082	Roadway Reconstruct - With Widening	Redwood Road 4100 South to 5400 South	Physically Complete	SALT LAKE	F008698	($138,553)	($138,553)	$ 0	($10,061)	($148,614)
STP - URBAN AREA SALT LAKE (WFRC)	11082	Roadway Reconstruct - With Widening	Redwood Road 4100 South to 5400 South	Physically Complete	SALT LAKE	F008698	($1,060,920)	($1,060,920)	$ 0	($77,040)	($1,137,960)
STP - URBAN AREA SALT LAKE (WFRC)	11085	Roadway Reconstruct - With Widening	4700 South; 4000 West to 5600 West	Substantially Compl	SALT LAKE	F008701	$ 55,515	$ 55,515	$ 0	$ 16	$ 55,531
STP - URBAN AREA SALT LAKE (WFRC)	11085	Roadway Reconstruct - With Widening	4700 South; 4000 West to 5600 West	Substantially Compl	SALT LAKE	F008701	$ 55,515	$ 55,515	$ 0	$ 4,031	$ 59,546

Plan Fund Desc.	PIN	Index	Project Description	PIN Status	County	FMIS No.	Total Obligation	Federal Aid	State Match	Local Match	Total
STP - URBAN AREA SALT LAKE (WFRC)	11085	Roadway Reconstruct - With Widening	4700 South; 4000 West to 5600 West	Substantially Compl	SALT LAKE	F008701	$ 0	$ 0	$ 0	$ 0	$ 0
STP - URBAN AREA SALT LAKE (WFRC)	11085	Roadway Reconstruct - With Widening	4700 South; 4000 West to 5600 West	Substantially Compl	SALT LAKE	F008701	($55,515)	($55,515)	$ 0	($4,031)	($59,546)
STP - URBAN AREA SALT LAKE (WFRC)	11085	Roadway Reconstruct - With Widening	4700 South; 4000 West to 5600 West	Substantially Compl	SALT LAKE	F008701	($55,515)	($55,515)	$ 0	($16)	($55,531)
STP - URBAN AREA SALT LAKE (WFRC)	14039	Roadway Reconstruct - With Widening	1300 West; 9400 South to 9000 South	Contract Closed Out	SALT LAKE	F011467	$ 0	$ 0	$ 0	$ 0	$ 0
STP - URBAN AREA SALT LAKE (WFRC)	14040	Roadway Reconstruct - With Widening	2200 West Reconstruction w/ Minor Widening	Closed	SALT LAKE	F011468	$ 13,939	$ 13,939	$ 0	$ 1,012	$ 14,951
STP - URBAN AREA SALT LAKE (WFRC)	14040	Roadway Reconstruct - With Widening	2200 West Reconstruction w/ Minor Widening	Closed	SALT LAKE	F011468	($117,384)	($117,384)	$ 0	($8,524)	($125,908)
STP - URBAN AREA SALT LAKE (WFRC)	14830	Roadway Reconstruct - With Widening	7800 S. Widening	Under Construction	SALT LAKE	F012227	$ 3,232,806	$ 3,232,806	$ 0	$ 234,754	$ 3,467,560
STP - URBAN AREA SALT LAKE (WFRC)	14923	Roadway Reconstruct - With Widening	Vine Str; 1300 E to Van Winkle - Recon & Widen	Closed	SALT LAKE	F012312	$ 0	$ 0	$ 0	$ 0	$ 0
STP - URBAN AREA SALT LAKE (WFRC)	15908	Roadway Reconstruct - Without	1300 East; 2100 South to Southern City Boundary	Advertised	SALT LAKE	F013206	$ 804,218	$ 804,218	$ 0	$ 58,399	$ 862,617
STP - URBAN AREA SALT LAKE (WFRC)	15908	Roadway Reconstruct - Without	1300 East; 2100 South to Southern City Boundary	Advertised	SALT LAKE	F013206	$ 0	$ 0	$ 0	$ 0	$ 0
STP - URBAN AREA SALT LAKE (WFRC)	15910	Roadway Reconstruct - Without	2700 West; 10000 S to 10200 S, Recon - So Jordan	Close Out	SALT LAKE	F013208	$ 0	$ 0	$ 0	$ 0	$ 0
STP - URBAN AREA SALT LAKE (WFRC)	15911	Roadway Reconstruct - Without	900 East; 3900 S to 4500 S, Safety/ Recon, Millcre	Contract Closed Out	SALT LAKE	F013209	$ 252,315	$ 252,315	$ 0	$ 18,322	$ 270,638
STP - URBAN AREA SALT LAKE (WFRC)	15911	Roadway Reconstruct - Without	900 East; 3900 S to 4500 S, Safety/ Recon, Millcre	Contract Closed Out	SALT LAKE	F013209	$ 0	$ 0	$ 0	$ 0	$ 0
STP - URBAN AREA SALT LAKE (WFRC)	15913	Roadway New Construction (New	4150 West from Majestic Rise Parkway to 12600 So.	Close Out	SALT LAKE	F013211	$ 117,520	$ 117,520	$ 0	$ 8,534	$ 126,054
STP - URBAN AREA SALT LAKE (WFRC)	15913	Roadway New Construction (New	4150 West from Majestic Rise Parkway to 12600 So.	Close Out	SALT LAKE	F013211	$ 0	$ 0	$ 0	$ 0	$ 0
STP - URBAN AREA SALT LAKE (WFRC)	15913	Roadway New Construction (New	4150 West from Majestic Rise Parkway to 12600 So.	Close Out	SALT LAKE	F013211	($1,002,373)	($1,002,373)	$ 0	($72,788)	($1,075,161)
STP - URBAN AREA SALT LAKE (WFRC)	16925	Roadway Reconstruct - With Widening	700 West; 3300 South to 3900 South	Active	SALT LAKE	F014153	$ 932,300	$ 932,300	$ 0	$ 67,700	$ 1,000,000
STP - URBAN AREA SALT LAKE (WFRC)	16925	Roadway Reconstruct - With Widening	700 West; 3300 South to 3900 South	Active	SALT LAKE	F014153	$ 43,946	$ 43,946	$ 0	$ 3,191	$ 47,137

Plan Fund Desc.	PIN	Index	Project Description	PIN Status	County	FMIS No.	Total Obligation	Federal Aid	State Match	Local Match	Total
STP - URBAN AREA SALT LAKE (WFRC)	17806	Roadway Reconstruct - With Widening	Parkway Blvd (2700 S); MVC to 6400 West	Under Construction	SALT LAKE	F014931	$ 4,024,164	$ 4,024,164	$ 0	$ 292,219	$ 4,316,383
STP - URBAN AREA SALT LAKE (WFRC)	17806	Roadway Reconstruct - With Widening	Parkway Blvd (2700 S); MVC to 6400 West	Under Construction	SALT LAKE	F014931	$ 242,612	$ 242,612	$ 0	$ 17,618	$ 260,230
STP - URBAN AREA SALT LAKE (WFRC)	17806	Roadway Reconstruct - With Widening	Parkway Blvd (2700 S); MVC to 6400 West	Under Construction	SALT LAKE	F014931	$ 36,595	$ 36,595	$ 0	$ 2,657	$ 39,252
STP - URBAN AREA SALT LAKE (WFRC)	19631	Roadway Reconstruct - Without	1300 East; 4220 South to 4500 South	Physically Complete	SALT LAKE	F016634	$ 2,030,663	$ 2,030,663	$ 0	$ 147,459	$ 2,178,122
STP - URBAN AREA SALT LAKE (WFRC)	19631	Roadway Reconstruct - Without	1300 East; 4220 South to 4500 South	Physically Complete	SALT LAKE	F016634	$ 325,676	$ 325,676	$ 0	$ 23,649	$ 349,325
STP - URBAN AREA SALT LAKE (WFRC)	19631	Roadway Reconstruct - Without	1300 East; 4220 South to 4500 South	Physically Complete	SALT LAKE	F016634	$ 47,244	$ 47,244	$ 0	$ 3,431	$ 50,675
STP - URBAN AREA SALT LAKE (WFRC)	19631	Roadway Reconstruct - Without	1300 East; 4220 South to 4500 South	Physically Complete	SALT LAKE	F016634	$ 5,339	$ 5,339	$ 0	$ 388	$ 5,726
STP - URBAN AREA SALT LAKE (WFRC)	20392	Other	Statewide Household Travel Survey	Active	STATEWIDE	F017418	$ 33,224	$ 33,224	$ 0	$ 0	$ 33,224
STP - URBAN AREA SALT LAKE (WFRC)	8601	Spot Improvement - Operational	WASATCH BOULEVARD & 7650 SOUTH	Close Out	SALT LAKE	F007016	$ 0	$ 0	$ 0	$ 0	$ 0
STP - URBAN AREA SALT LAKE (WFRC)	15914	Intersection Improvements	Riverfront Parkway; 11050 S to 11400 S, Widen	Active	SALT LAKE	F013212	$ 219,939	$ 219,939	$ 0	$ 15,971	$ 235,910
STP - URBAN AREA SALT LAKE (WFRC)	17837	Spot Improvement - Safety	3300 South and 900 West	Physically Complete	SALT LAKE	F014962	$ 0	$ 0	$ 0	$ 0	$ 0
STP - URBAN AREA SALT LAKE (WFRC)	17838	Intersection Improvements	Winchester and 700 West	Under Construction	SALT LAKE	F014963	$ 1,440,317	$ 1,440,317	$ 0	$ 104,590	$ 1,544,907
STP - URBAN AREA SALT LAKE (WFRC)	17838	Intersection Improvements	Winchester and 700 West	Under Construction	SALT LAKE	F014963	$ 279,690	$ 279,690	$ 0	$ 20,310	$ 300,000
STP - URBAN AREA SALT LAKE (WFRC)	17838	Intersection Improvements	Winchester and 700 West	Under Construction	SALT LAKE	F014963	$ 234,694	$ 234,694	$ 0	$ 17,043	$ 251,737
STP - URBAN AREA SALT LAKE (WFRC)	17838	Intersection Improvements	Winchester and 700 West	Under Construction	SALT LAKE	F014963	$ 4,195	$ 4,195	$ 0	$ 305	$ 4,500
STP - URBAN AREA SALT LAKE (WFRC)	17838	Intersection Improvements	Winchester and 700 West	Under Construction	SALT LAKE	F014963	$ 1,730	$ 1,730	$ 0	$ 126	$ 1,856
STP - URBAN AREA SALT LAKE (WFRC)	17838	Intersection Improvements	Winchester and 700 West	Under Construction	SALT LAKE	F014963	$ 0	$ 0	$ 0	$ 0	$ 0
STP - URBAN AREA SALT LAKE (WFRC)	17841	Intersection Improvements	7200 South and 300 West Intersection	Closed	SALT LAKE	F014966	($10,322)	($10,322)	$ 0	$ 0	($10,322)

Plan Fund Desc.	PIN	Index	Project Description	PIN Status	County	FMIS No.	Total Obligation	Federal Aid	State Match	Local Match	Total
STP - URBAN AREA SALT LAKE (WFRC)	18816	Intersection Improvements	Bengal Blvd; Highland Drive to 2160 East	Scoping	SALT LAKE	F015857	$ 113,719	$ 113,719	$ 0	$ 8,258	$ 121,977
STP - URBAN AREA SALT LAKE (WFRC)	18821	Intersection Improvements	1300 West & White Peach Drive (11170 South)	Closed	SALT LAKE	F015862	($35,187)	($35,187)	$ 0	($2,555)	($37,742)
STP - URBAN AREA SALT LAKE (WFRC)	18827	Intersection Improvements	3800 South Skyline HS; Virginia Way to Birch Drive	Close Out	SALT LAKE	F015868	$ 0	$ 0	$ 0	($0)	($0)
STP - URBAN AREA SALT LAKE (WFRC)	19679	Spot Improvement - Safety	Cougar Lane; Niagara Way to Kearns High Drive	Active	SALT LAKE	F016706	$ 503,442	$ 503,442	$ 0	$ 36,558	$ 540,000
STP - URBAN AREA SALT LAKE (WFRC)	19679	Spot Improvement - Safety	Cougar Lane; Niagara Way to Kearns High Drive	Active	SALT LAKE	F016706	$ 279,690	$ 279,690	$ 0	$ 20,310	$ 300,000
STP - URBAN AREA SALT LAKE (WFRC)	17493	ATMS Project	SLC Area Signal Detection Upgrade Phase II	Closed	SALT LAKE	F014654	($60,666)	($60,666)	$ 0	($4,405)	($65,071)
STP - URBAN AREA SALT LAKE (WFRC)	20316	Ped & Bike	700 East (SR-71); 2100 South to 1300 South	Under Construction	SALT LAKE	F017342	$ 18,133	$ 18,133	$ 1,317	$ 0	$ 19,450
STP - URBAN AREA SALT LAKE (WFRC)	20316	Ped & Bike	700 East (SR-71); 2100 South to 1300 South	Under Construction	SALT LAKE	F017342	$ 16,936	$ 16,936	$ 1,230	$ 0	$ 18,166
STP - URBAN AREA SALT LAKE (WFRC)	20316	Ped & Bike	700 East (SR-71); 2100 South to 1300 South	Under Construction	SALT LAKE	F017342	($18,133)	($18,133)	($1,317)	$ 0	($19,450)
STP - URBAN AREA SALT LAKE (WFRC)	21200	Ped & Bike	2000 East; 3300 South to Atkin Ave	Scoping	SALT LAKE	F018231	$ 605,995	$ 605,995	$ 0	$ 44,005	$ 650,000
STP - URBAN AREA SALT LAKE (WFRC)	21200	Ped & Bike	2000 East; 3300 South to Atkin Ave	Scoping	SALT LAKE	F018231	$ 9,323	$ 9,323	$ 0	$ 677	$ 10,000
STP - URBAN AREA SALT LAKE (WFRC)	21203	Ped & Bike	5655 Emigration Cyn to 9698 Emigration Cyn	Scoping	SALT LAKE	F018234	$ 75,000	$ 75,000	$ 0	$ 5,446	$ 80,446
STP SALT LAKE URBAN FUNDS @ 100 %	18823	Roadway Reconstruct - Without	3650 South; 2700 West to 3200 West	Advertised	SALT LAKE	F015864	$ 934,915	$ 934,915	$ 0	$ 0	$ 934,915
STP SALT LAKE URBAN FUNDS @ 100 %	11985	Funding Pass Through	Transportation and Land Use Connection Program	Scoping	SALT LAKE	F009508	$ 1,395,406	$ 1,395,406	$ 0	$ 0	$ 1,395,406
STP SALT LAKE URBAN FUNDS @ 100 %	22030	Other	FY2025 WFRC MPO CPG SLC, O/L AREAS	Active	VARIOUS	F019048	$ 826,519	$ 826,519	$ 0	$ 0	$ 826,519
UDOT'S STP FUNDS FROM WFRC EXCHANGE	19945	Roadway Preventative Maintenance	SR-186; North Temple to 400 S.	Active	SALT LAKE	F016963	$ 191,122	$ 191,122	$ 13,879	$ 0	$ 205,000
UDOT'S STP FUNDS FROM WFRC EXCHANGE	19945	Roadway Preventative Maintenance	SR-186; North Temple to 400 S.	Active	SALT LAKE	F016963	$ 37,292	$ 37,292	$ 2,708	$ 0	$ 40,000
UDOT'S STP FUNDS FROM WFRC EXCHANGE	16018	Roadway Preventative Maintenance	I-80; Lambs to Kimball's	Closed	VARIOUS	F013311	$ 322,071	$ 322,071	$ 23,388	$ 0	$ 345,459

Plan Fund Desc.	PIN	Index	Project Description	PIN Status	County	FMIS No.	Total Obligation	Federal Aid	State Match	Local Match	Total
UDOT'S STP FUNDS FROM WFRC EXCHANGE	19178	Asset Management	Region Two Overhead Sign Replacement	Physically Complete	SALT LAKE	F016203	$ 93,658	$ 93,658	$ 6,801	$ 0	$ 100,459
						TOTALS	$ 19,643,045	$ 19,643,045	$ 93,645	$ 1,101,856	$ 20,838,546

Ogden/ Layton Urban Area Surface Transportation Program (STP) Funds

Federal Fiscal Year 2024 Projects

Obligated/ (De_Obligated)

Plan Fund Desc.	PIN	Index	Project Description	PIN Status	County	FMIS No.	Total Obligation	Federal Aid	State Match	Local Match	Total
CRRSAA FUND FOR 2021- OGDEN LAYTON	15917	Intersection Improvements	PARRISH LN (SR105) 400 WEST INTERSEC CENTERVILLE	Under Construction	DAVIS	F013215	$ 0	$ 0	$ 0	$ 0	$ 0
HIGHWAY INFRASTRUCTURE - PROVO/OGDEN	16525	Roadway Minor Rehab - Purple Book	SR-13; US-91 to I-15	Awarded	BOX ELDER	F013774	$ 304,145	$ 304,145	$ 22,086	$ 0	$ 326,230
HIGHWAY INFRATRUCTURE - OGDEN/LAYTON	16530	Roadway Preventative Maintenance	SR-203; US-89 - SR-39	Region Review	WEBER	F013779	$ 609,929	$ 609,929	$ 44,291	$ 0	$ 654,220
HIGHWAY INFRATRUCTURE - OGDEN/LAYTON	16530	Roadway Preventative Maintenance	SR-203; US-89 - SR-39	Region Review	WEBER	F013779	$ 609,929	$ 609,929	$ 44,291	$ 0	$ 654,220
STP - O/L URBAN AREA @ 100%	11990	Funding Pass Through	Transportation and Land Use Connection Program	Active	DAVIS	F009513	$ 356,319	$ 356,319	$ 0	$ 0	$ 356,319
STP - O/L URBAN AREA @ 100%	22026	other	FY2025 State Training Budget	Active	STATEWIDE	F019044	$ 801,368	$ 801,368	$ 0	$ 0	$ 801,368
STP - O/L URBAN AREA @ 100%	22030	Other	FY2025 WFRC MPO CPG SLC, O/L AREAS	Active	VARIOUS	F019048	$ 445,049	$ 445,049	$ 0	$ 0	$ 445,049
STP - URBAN AREA OGDEN / LAYTON (WFRC)	16937	Roadway Reconstruct - With Widening	Main Street; Center Street to 350 North - NSL	Region Review	DAVIS	F014165	($186,460)	($186,460)	$ 0	($13,540)	($200,000)
STP - URBAN AREA OGDEN / LAYTON (WFRC)	17794	Roadway Reconstruct - With Widening	500 West Phase II; 2010 South to 2800 South	Active	DAVIS	F014926	$ 443,961	$ 443,961	$ 0	$ 32,239	$ 476,200
STP - URBAN AREA OGDEN / LAYTON (WFRC)	17794	Roadway Reconstruct - With Widening	500 West Phase II; 2010 South to 2800 South	Active	DAVIS	F014926	$ 419,535	$ 419,535	$ 0	$ 30,465	$ 450,000
STP - URBAN AREA OGDEN / LAYTON (WFRC)	17794	Roadway Reconstruct - With Widening	500 West Phase II; 2010 South to 2800 South	Active	DAVIS	F014926	$ 70,958	$ 70,958	$ 0	$ 5,153	$ 76,111
STP - URBAN AREA OGDEN / LAYTON (WFRC)	19682	Roadway Reconstruct - Without	200 No/ I-15 Interchange Left Turn Lanes (NB & SB)	Close Out	DAVIS	F016709	($73,596)	($73,596)	($5,344)	$ 0	($78,940)
STP - URBAN AREA OGDEN / LAYTON (WFRC)	16936	Roadway Reconstruct - Without	Chimes View from Riverdale Rd to Country Club Dr.	Active	WEBER	F014164	$ 87,812	$ 87,812	$ 0	$ 6,377	$ 94,189
STP - URBAN AREA OGDEN / LAYTON (WFRC)	17795	Roadway Reconstruct - Without	300 West; 5000 South to Riverdale City Boundary	Physically Complete	WEBER	F014927	$ 2,303,807	$ 2,303,807	$ 0	$ 167,293	$ 2,471,100
STP - URBAN AREA OGDEN / LAYTON (WFRC)	17795	Roadway Reconstruct - Without	300 West; 5000 South to Riverdale City Boundary	Physically Complete	WEBER	F014927	$ 279,690	$ 279,690	$ 0	$ 20,310	$ 300,000
STP - URBAN AREA OGDEN / LAYTON (WFRC)	17795	Roadway Reconstruct - Without	300 West; 5000 South to Riverdale City Boundary	Physically Complete	WEBER	F014927	$ 3,516	$ 3,516	$ 0	$ 255	$ 3,771

Plan Fund Desc.	PIN	Index	Project Description	PIN Status	County	FMIS No.	Total Obligation	Federal Aid	State Match	Local Match	Total
STP - URBAN AREA OGDEN / LAYTON (WFRC)	17795	Roadway Reconstruct - Without	300 West; 5000 South to Riverdale City Boundary	Physically Complete	WEBER	F014927	($3,516)	($3,516)	$ 0	($255)	($3,771)
STP - URBAN AREA OGDEN / LAYTON (WFRC)	17797	Roadway Reconstruct - Without	West Harrisville Rd; US-89 to 750 West	Scoping	WEBER	F014929	$ 283,967	$ 283,967	$ 0	$ 20,621	$ 304,587
STP - URBAN AREA OGDEN / LAYTON (WFRC)	21835	Roadway Reconstruct - Without	40th; Riverdale to Washington	Scoping	WEBER	F018866	$ 35,000	$ 35,000	$ 0	$ 2,542	$ 37,542
STP - URBAN AREA OGDEN / LAYTON (WFRC)	20392	Other	Statewide Household Travel Survey	Active	STATEWIDE	F017418	$ 17,890	$ 17,890	$ 0	$ 0	$ 17,890
STP - URBAN AREA OGDEN / LAYTON (WFRC)	17796	Intersection Improvements	800 West & 1500 South Intersection	Awarded	DAVIS	F014928	$ 850,867	$ 850,867	$ 0	$ 61,787	$ 912,654
STP - URBAN AREA OGDEN / LAYTON (WFRC)	17796	Intersection Improvements	800 West & 1500 South Intersection	Awarded	DAVIS	F014928	$ 121,199	$ 121,199	$ 0	$ 8,801	$ 130,000
STP - URBAN AREA OGDEN / LAYTON (WFRC)	17796	Intersection Improvements	800 West & 1500 South Intersection	Awarded	DAVIS	F014928	$ 60,600	$ 60,600	$ 0	$ 4,401	$ 65,000
STP - URBAN AREA OGDEN / LAYTON (WFRC)	17796	Intersection Improvements	800 West & 1500 South Intersection	Awarded	DAVIS	F014928	$ 38,224	$ 38,224	$ 0	$ 2,776	$ 41,000
STP - URBAN AREA OGDEN / LAYTON (WFRC)	16933	Trails and Bikepaths	Main Street (SR-106); Park Lane to Shepard Lane	Active	DAVIS	F014161	$ 977,802	$ 977,802	$ 0	$ 71,004	$ 1,048,806
STP - URBAN AREA OGDEN / LAYTON (WFRC)	16933	Trails and Bikepaths	Main Street (SR-106); Park Lane to Shepard Lane	Active	DAVIS	F014161	$ 202,402	$ 202,402	$ 0	$ 14,698	$ 217,100
STP - URBAN AREA OGDEN / LAYTON (WFRC)	16933	Trails and Bikepaths	Main Street (SR-106); Park Lane to Shepard Lane	Active	DAVIS	F014161	$ 119,567	$ 119,567	$ 0	$ 8,682	$ 128,249
STP - URBAN AREA OGDEN / LAYTON (WFRC)	19623	Ped & Bike	NSL - Main Street Sidewalk; I-15 to 1001 North	Scoping	DAVIS	F016626	$ 10,000	$ 10,000	$ 0	$ 726	$ 10,726
STP - URBAN AREA OGDEN / LAYTON (WFRC)	19627	Ped & Bike	Gentile Street SRTS; 3475 W - 3200 W	Advertised	DAVIS	F016630	$ 86,797	$ 86,797	$ 0	$ 6,303	$ 93,100
STP - URBAN AREA OGDEN / LAYTON (WFRC)	19627	Ped & Bike	Gentile Street SRTS; 3475 W - 3200 W	Advertised	DAVIS	F016630	$ 69,923	$ 69,923	$ 0	$ 5,078	$ 75,000
STP - URBAN AREA OGDEN / LAYTON (WFRC)	19627	Ped & Bike	Gentile Street SRTS; 3475 W - 3200 W	Advertised	DAVIS	F016630	$ 42,886	$ 42,886	$ 0	$ 3,114	$ 46,000
STP - URBAN AREA OGDEN / LAYTON (WFRC)	18812	Ped & Bike	4800 South & Layton Canal	Scoping	WEBER	F015853	$ 43,958	$ 43,958	$ 0	$ 3,192	$ 47,150
STP - URBAN AREA OGDEN / LAYTON (WFRC)	18812	Ped & Bike	4800 South & Layton Canal	Scoping	WEBER	F015853	$ 2,657	$ 2,657	$ 0	$ 193	$ 2,850
STP URBAN EXCHANGE O/L WITH WFRC	21319	Roadway Preventative Maintenance	US-89; SR-193 to Weber River	Under Construction	DAVIS	F018374	$ 194,197	$ 194,197	$ 14,102	$ 0	$ 208,299

Plan Fund Desc.	PIN	Index	Project Description	PIN Status	County	FMIS No.	Total Obligation	Federal Aid	State Match	Local Match	Total
STP URBAN EXCHANGE O/L WITH WFRC	21318	Roadway Preventative Maintenance	US-89; SR-204 to SR-134	Physically Complete	WEBER	F018373	$ 4,568,270	$ 4,568,270	$ 331,730	$ 0	$ 4,900,000
STP URBAN EXCHANGE O/L WITH WFRC	21318	Roadway Preventative Maintenance	US-89; SR-204 to SR-134	Physically Complete	WEBER	F018373	$ 233,075	$ 233,075	$ 16,925	$ 0	$ 250,000
STP URBAN EXCHANGE O/L WITH WFRC	21318	Roadway Preventative Maintenance	US-89; SR-204 to SR-134	Physically Complete	WEBER	F018373	($768,215)	($768,215)	($55,785)	$ 0	($824,000)
						TOTALS	$ 13,663,511	$ 13,663,511	$ 412,295	$ 462,213	$ 14,538,019

WFRC Urban Area Congestion Mitigation/ Air Quality Program (CMAQ) Funds

Federal Fiscal Year 2024 Projects

Obligated/ (De_Obligated)

Plan Fund Desc.	PIN	Index	Project Description	PIN Status	County	FMIS No.	Total Obligation	Federal Aid	State Match	Local Match	Total
CMAQ REDUCE PM 2.5 EMISSIONS	21319	Roadway Preventative Maintenance	US-89; SR-193 to Weber River	Under Construction	DAVIS	F018374	$ 1,040,636	$ 1,040,636	$ 0	$ 65,744	$ 1,106,379
CMAQ REDUCE PM 2.5 EMISSIONS	15905	Roadway Reconstruct - Without	3600 West; 2600 N to 1975 N, Plain City	Scoping	WEBER	F013203	$ 82,844	$ 82,844	$ 0	$ 6,016	$ 88,860
CMAQ REDUCE PM 2.5 EMISSIONS	15917	Intersection Improvements	PARRISH LN (SR105) 400 WEST INTERSEC CENTERVILLE	Under Construction	DAVIS	F013215	$ 542,824	$ 542,824	$ 0	$ 39,418	$ 582,241
CMAQ REDUCE PM 2.5 EMISSIONS	15917	Intersection Improvements	PARRISH LN (SR105) 400 WEST INTERSEC CENTERVILLE	Under Construction	DAVIS	F013215	$ 279,690	$ 279,690	$ 0	$ 20,310	$ 300,000
CMAQ REDUCE PM 2.5 EMISSIONS	15921	Intersection Improvements	5300 South & College Dr Intersection - Murray	Close Out	SALT LAKE	F013219	$ 101,928	$ 101,928	$ 0	$ 7,402	$ 109,330
CMAQ REDUCE PM 2.5 EMISSIONS	15921	Intersection Improvements	5300 South & College Dr Intersection - Murray	Close Out	SALT LAKE	F013219	($101,928)	($101,928)	$ 0	($7,402)	($109,330)
CMAQ REDUCE PM 2.5 EMISSIONS	16945	Intersection Improvements	US-89 & Skyline Drive Intersection Imp	Central Review	WEBER	F014173	$ 11,188	$ 11,188	$ 812	$ 0	$ 12,000
CMAQ REDUCE PM 2.5 EMISSIONS	16945	Intersection Improvements	US-89 & Skyline Drive Intersection Imp	Central Review	WEBER	F014173	$ 466	$ 466	$ 34	$ 0	$ 500
CMAQ REDUCE PM 2.5 EMISSIONS	16945	Intersection Improvements	US-89 & Skyline Drive Intersection Imp	Central Review	WEBER	F014173	$ 0	$ 0	$ 0	$ 0	$ 0
CMAQ REDUCE PM 2.5 EMISSIONS	16945	Intersection Improvements	US-89 & Skyline Drive Intersection Imp	Central Review	WEBER	F014173	($466)	($466)	($34)	$ 0	($500)
CMAQ REDUCE PM 2.5 EMISSIONS	16945	Intersection Improvements	US-89 & Skyline Drive Intersection Imp	Central Review	WEBER	F014173	($11,188)	($11,188)	($812)	$ 0	($12,000)
CMAQ REDUCE PM 2.5 EMISSIONS	17961	ATMS Project	Salt Lake Urban Area Fiber Optic Communications	Closed	SALT LAKE	F015088	$ 0	$ 0	$ 0	$ 0	$ 0
CONGESTION MITIGATION/AIR QUALITY (TOOEL	20317	Ped & Bike	Kay's Creek Trail Overpass @ Layton FrontRunner	Scoping	DAVIS	F017343	$ 16,911	$ 16,911	$ 0	$ 1,228	$ 18,139
CONGESTION MITIGATION/AIR QUALITY (TOOEL	18878	Transit Service	SR-138 Park & Ride	Closed	TOOELE	F015915	$ 18,646	$ 18,646	$ 0	$ 1,354	$ 20,000
CONGESTION MITIGATION/AIR QUALITY (TOOEL	18878	Transit Service	SR-138 Park & Ride	Closed	TOOELE	F015915	($1,735)	($1,735)	$ 0	($126)	($1,861)

Plan Fund Desc.	PIN	Index	Project Description	PIN Status	County	FMIS No.	Total Obligation	Federal Aid	State Match	Local Match	Total
CONGESTION MITIGATION/AIR QUALITY (WFRC)	19682	Roadway Reconstruct - Without	200 No/ I-15 Interchange Left Turn Lanes (NB & SB)	Close Out	DAVIS	F016709	($140,832)	($140,832)	($10,227)	$ 0	($151,059)
CONGESTION MITIGATION/AIR QUALITY (WFRC)	14830	Roadway Reconstruct - With Widening	7800 S. Widening	Under Construction	SALT LAKE	F012227	$ 706,683	$ 706,683	$ 0	$ 51,317	$ 758,000
CONGESTION MITIGATION/AIR QUALITY (WFRC)	14830	Roadway Reconstruct - With Widening	7800 S. Widening	Under Construction	SALT LAKE	F012227	$ 381,668	$ 381,668	$ 0	$ 27,715	$ 409,383
CONGESTION MITIGATION/AIR QUALITY (WFRC)	14830	Roadway Reconstruct - With Widening	7800 S. Widening	Under Construction	SALT LAKE	F012227	$ 274,019	$ 274,019	$ 0	$ 19,898	$ 293,917
CONGESTION MITIGATION/AIR QUALITY (WFRC)	10018	Roadway Reconstruct - With Widening	Travelwise	Closed	VARIOUS	F007725	($284,509)	($284,509)	($20,660)	$ 0	($305,169)
CONGESTION MITIGATION/AIR QUALITY (WFRC)	14849	Intersection Improvements	2000 West & 1300 North Intersection, Clinton	Closed	DAVIS	F012240	$ 0	$ 0	$ 0	$ 0	$ 0
CONGESTION MITIGATION/AIR QUALITY (WFRC)	15917	Intersection Improvements	PARRISH LN (SR105) 400 WEST INTERSEC CENTERVILLE	Under Construction	DAVIS	F013215	$ 0	$ 0	$ 0	($0)	($0)
CONGESTION MITIGATION/AIR QUALITY (WFRC)	12000	Intersection Improvements	Bengal Blvd & 2300 East Round-About	Closed	SALT LAKE	F009523	$ 0	$ 0	$ 0	$ 0	$ 0
CONGESTION MITIGATION/AIR QUALITY (WFRC)	16947	Intersection Improvements	Wall Avenue & 20th Street Intersection Imp	Closed	WEBER	F014175	$ 8,702	$ 8,702	$ 632	$ 0	$ 9,334
CONGESTION MITIGATION/AIR QUALITY (WFRC)	16947	Intersection Improvements	Wall Avenue & 20th Street Intersection Imp	Closed	WEBER	F014175	($16,137)	($16,137)	($1,172)	$ 0	($17,309)
CONGESTION MITIGATION/AIR QUALITY (WFRC)	15920	Signal and/or Lighting Project	Salt Lake City Traffic Signal Synchronization	Region Review	SALT LAKE	F013218	$ 757,347	$ 757,347	$ 0	$ 54,996	$ 812,343
CONGESTION MITIGATION/AIR QUALITY (WFRC)	15920	Signal and/or Lighting Project	Salt Lake City Traffic Signal Synchronization	Region Review	SALT LAKE	F013218	$ 55,938	$ 55,938	$ 0	$ 4,062	$ 60,000
CONGESTION MITIGATION/AIR QUALITY (WFRC)	17961	ATMS Project	Salt Lake Urban Area Fiber Optic Communications	Closed	SALT LAKE	F015088	($735,890)	($735,890)	($53,437)	$ 0	($789,327)
CONGESTION MITIGATION/AIR QUALITY (WFRC)	17960	ATMS Project	Ogden Urban Area Fiber Optic Communications	Closed	VARIOUS	F015087	($103,378)	($103,378)	($7,507)	$ 0	($110,885)
CONGESTION MITIGATION/AIR QUALITY (WFRC)	20317	Ped & Bike	Kay's Creek Trail Overpass @ Layton FrontRunner	Scoping	DAVIS	F017343	$ 197,561	$ 197,561	$ 0	$ 14,346	$ 211,907
CONGESTION MITIGATION/AIR QUALITY (WFRC)	20317	Ped & Bike	Kay's Creek Trail Overpass @ Layton FrontRunner	Scoping	DAVIS	F017343	$ 27,969	$ 27,969	$ 0	$ 2,031	$ 30,000

Plan Fund Desc.	PIN	Index	Project Description	PIN Status	County	FMIS No.	Total Obligation	Federal Aid	State Match	Local Match	Total
CONGESTION MITIGATION/AIR QUALITY (WFRC)	13130	Trails and Bikepaths	14600 South; Bike Lanes	Contract Closed Out	SALT LAKE	F010575	($93,230)	($93,230)	$ 0	($6,770)	($100,000)
CONGESTION MITIGATION/AIR QUALITY (WFRC)	14940	Ped & Bike	Riverton - 13400 So Bike Lanes; 2700 W to 3200 W	Awarded	SALT LAKE	F012330	$ 535,049	$ 535,049	$ 0	$ 0	$ 535,049
CONGESTION MITIGATION/AIR QUALITY (WFRC)	14940	Ped & Bike	Riverton - 13400 So Bike Lanes; 2700 W to 3200 W	Awarded	SALT LAKE	F012330	$ 165,017	$ 165,017	$ 0	$ 0	$ 165,017
CONGESTION MITIGATION/AIR QUALITY (WFRC)	14940	Ped & Bike	Riverton - 13400 So Bike Lanes; 2700 W to 3200 W	Awarded	SALT LAKE	F012330	$ 124,844	$ 124,844	$ 0	$ 0	$ 124,844
CONGESTION MITIGATION/AIR QUALITY (WFRC)	16927	Ped & Bike	7000 South & 1500 West Pedestrian Bridge	Advertised	SALT LAKE	F014155	$ 94,208	$ 94,208	$ 6,841	$ 0	$ 101,049
CONGESTION MITIGATION/AIR QUALITY (WFRC)	16927	Ped & Bike	7000 South & 1500 West Pedestrian Bridge	Advertised	SALT LAKE	F014155	$ 46,615	$ 93,230	$ 6,770	$ 0	$ 100,000
CONGESTION MITIGATION/AIR QUALITY (WFRC)	18833	Ped & Bike	3500 South (SR-171) Sidewalk Improvements	Physically Complete	SALT LAKE	F015874	$ 593,230	$ 593,230	$ 43,078	$ 0	$ 636,308
CONGESTION MITIGATION/AIR QUALITY (WFRC)	16946	Safe Sidewalk/ADA	Polk Avenue; 36th Street to Franklin	Closed	WEBER	F014174	$ 104,861	$ 104,861	$ 0	$ 7,615	$ 112,475
CONGESTION MITIGATION/AIR QUALITY (WFRC)	16946	Safe Sidewalk/ADA	Polk Avenue; 36th Street to Franklin	Closed	WEBER	F014174	($104,861)	($104,861)	$ 0	($7,615)	($112,475)
CONGESTION MITIGATION/AIR QUALITY (WFRC)	18830	Ped & Bike	Ogden City Bike Share Expansion	Scoping	WEBER	F015871	$ 55,938	$ 55,938	$ 0	$ 4,062	$ 60,000
						TOTALS	$ 4,630,627	$ 4,677,242	($35,682)	$ 305,600	$ 4,947,160

WFRC Urban Area Transportation Alternatives Program (TAP) Funds

Federal Fiscal Year 2024 Projects

Obligated/ (De_Obligated)

Plan Fund Desc.	PIN	Index	Project Description	PIN Status	County	FMIS No.	Total Obligation	Federal Aid	State Match	Local Match	Total
TRANS ALT. PROGRAM-OG/LAYTON	17865	Intersection Improvements	20th & Lincoln Traffic Signal	Closed	WEBER	F014990	$ 0	$ 0	$ 0	$ 0	$ 0
TRANS ALT. PROGRAM-OG/LAYTON	17864	Ped & Bike	Redwood Road Westside Path Connections	Closed	DAVIS	F014989	$ 981	$ 981	$ 0	$ 71	$ 1,052
TRANS ALT. PROGRAM-OG/LAYTON	17864	Ped & Bike	Redwood Road Westside Path Connections	Closed	DAVIS	F014989	$ 0	$ 0	$ 0	$ 0	$ 0
TRANS ALT. PROGRAM-OG/LAYTON	17864	Ped & Bike	Redwood Road Westside Path Connections	Closed	DAVIS	F014989	($981)	($981)	$ 0	($71)	($1,052)
TRANS ALT. PROGRAM-OG/LAYTON	18835	Ped & Bike	East/ West Kay's Creek Trail Connections	Under Construction	DAVIS	F015876	$ 147,952	$ 147,952	$ 0	$ 10,744	$ 158,695
TRANS ALT. PROGRAM-OG/LAYTON	18835	Ped & Bike	East/ West Kay's Creek Trail Connections	Under Construction	DAVIS	F015876	$ 0	$ 0	$ 0	$ 0	$ 0
TRANS ALT. PROGRAM-OG/LAYTON	20335	Ped & Bike	Parrish Lane/ Legacy Trail Connection	Scoping	DAVIS	F017361	$ 46,615	$ 46,615	$ 0	$ 3,385	$ 50,000
TRANS ALT. PROGRAM-OG/LAYTON	21229	Ped & Bike	Adams Avenue Sidewalk; 40th Street to 42nd Street	Scoping	WEBER	F018257	$ 9,323	$ 9,323	$ 0	$ 677	$ 10,000
TRANSPORTATION ALT PROGRAM - WFRC	20343	Roadway Reconstruct - With Widening	5400 South;1300 West to Millrace Park	Scoping	SALT LAKE	F017369	($10,000)	($10,000)	$ 0	($726)	($10,726)
TRANSPORTATION ALT PROGRAM - WFRC	16953	Safe Sidewalk/ADA	State Street and 400 West Ped Crossing and Signal	Closed	DAVIS	F014181	$ 5,369	$ 5,369	$ 0	$ 390	$ 5,759
TRANSPORTATION ALT PROGRAM - WFRC	16953	Safe Sidewalk/ADA	State Street and 400 West Ped Crossing and Signal	Closed	DAVIS	F014181	($5,369)	($5,369)	$ 0	($390)	($5,759)
TRANSPORTATION ALT PROGRAM - WFRC	14946	Ped & Bike	Corner Canyon Creek/ East Jordan Canal Trail	Closed	SALT LAKE	F012336	($13,179)	($13,179)	$ 0	$ 0	($13,179)
TRANSPORTATION ALT PROGRAM - WFRC	14947	Trails and Bikepaths	7800 So Jordan River Pedestrian Bridge at 1100 W	Under Construction	SALT LAKE	F012337	$ 34,495	$ 34,495	$ 0	$ 2,505	$ 37,000
TRANSPORTATION ALT PROGRAM - WFRC	14947	Trails and Bikepaths	7800 So Jordan River Pedestrian Bridge at 1100 W	Under Construction	SALT LAKE	F012337	$ 23,960	$ 23,960	$ 0	$ 1,740	$ 25,700
TRANSPORTATION ALT PROGRAM - WFRC	15929	Ped & Bike	'Salt Lake County Bicycle Counters - SL Valley	Closed	SALT LAKE	F013227	$ 1,865	$ 1,865	$ 0	$ 135	$ 2,000

Plan Fund Desc.	PIN	Index	Project Description	PIN Status	County	FMIS No.	Total Obligation	Federal Aid	State Match	Local Match	Total
TRANSPORTATION ALT PROGRAM - WFRC	15929	Ped & Bike	'Salt Lake County Bicycle Counters - SL Valley	Closed	SALT LAKE	F013227	$ 0	$ 0	$ 0	$ 0	$ 0
TRANSPORTATION ALT PROGRAM - WFRC	15929	Ped & Bike	'Salt Lake County Bicycle Counters - SL Valley	Closed	SALT LAKE	F013227	($1,810)	($1,810)	$ 0	($131)	($1,941)
TRANSPORTATION ALT PROGRAM - WFRC	16948	Ped & Bike	2600 East Sidewalk; 7609 South to 7640 South	Close Out	SALT LAKE	F014176	$ 0	$ 0	$ 0	$ 0	$ 0
TRANSPORTATION ALT PROGRAM - WFRC	17867	Ped & Bike	2820 South; 7440 West to 7736 West	Substantially Compl	SALT LAKE	F014992	$ 826,063	$ 826,063	$ 0	$ 59,986	$ 886,049
TRANSPORTATION ALT PROGRAM - WFRC	17867	Ped & Bike	2820 South; 7440 West to 7736 West	Substantially Compl	SALT LAKE	F014992	$ 158,491	$ 158,491	$ 0	$ 11,509	$ 170,000
TRANSPORTATION ALT PROGRAM - WFRC	17867	Ped & Bike	2820 South; 7440 West to 7736 West	Substantially Compl	SALT LAKE	F014992	$ 11,188	$ 11,188	$ 0	$ 812	$ 12,000
TRANSPORTATION ALT PROGRAM - WFRC	17867	Ped & Bike	2820 South; 7440 West to 7736 West	Substantially Compl	SALT LAKE	F014992	$ 0	$ 0	$ 0	$ 0	$ 0
TRANSPORTATION ALT PROGRAM - WFRC	17867	Ped & Bike	2820 South; 7440 West to 7736 West	Substantially Compl	SALT LAKE	F014992	($11,188)	($11,188)	$ 0	($812)	($12,000)
TRANSPORTATION ALT PROGRAM - WFRC	17869	Ped & Bike	Cross Towne Trail; 2700 West to Bangerter Hwy	Physically Complete	SALT LAKE	F014994	$ 233,075	$ 233,075	$ 0	$ 16,925	$ 250,000
TRANSPORTATION ALT PROGRAM - WFRC	17869	Ped & Bike	Cross Towne Trail; 2700 West to Bangerter Hwy	Physically Complete	SALT LAKE	F014994	$ 46,615	$ 46,615	$ 0	$ 3,385	$ 50,000
TRANSPORTATION ALT PROGRAM - WFRC	17869	Ped & Bike	Cross Towne Trail; 2700 West to Bangerter Hwy	Physically Complete	SALT LAKE	F014994	$ 20,407	$ 20,407	$ 0	$ 1,482	$ 21,888
TRANSPORTATION ALT PROGRAM - WFRC	17869	Ped & Bike	Cross Towne Trail; 2700 West to Bangerter Hwy	Physically Complete	SALT LAKE	F014994	$ 0	$ 0	$ 0	$ 0	$ 0
TRANSPORTATION ALT PROGRAM - WFRC	17870	Ped & Bike	4500 South (SR-266); 1500 East to 1550 East	Closed	SALT LAKE	F014995	$ 2,286	$ 2,286	$ 0	$ 166	$ 2,452
TRANSPORTATION ALT PROGRAM - WFRC	17870	Ped & Bike	4500 South (SR-266); 1500 East to 1550 East	Closed	SALT LAKE	F014995	($2,286)	($2,286)	$ 0	($166)	($2,452)
TRANSPORTATION ALT PROGRAM - WFRC	18833	Ped & Bike	3500 South (SR-171) Sidewalk Improvements	Physically Complete	SALT LAKE	F015874	$ 300,000	$ 300,000	$ 21,785	$ 0	$ 321,785
TRANSPORTATION ALT PROGRAM - WFRC	18833	Ped & Bike	3500 South (SR-171) Sidewalk Improvements	Physically Complete	SALT LAKE	F015874	$ 0	$ 0	$ 0	$ 0	$ 0

Plan Fund Desc.	PIN	Index	Project Description	PIN Status	County	FMIS No.	Total Obligation	Federal Aid	State Match	Local Match	Total
TRANSPORTATION ALT PROGRAM - WFRC	18837	Ped & Bike	Kensington East-West Neighborhood Byway	Under Construction	SALT LAKE	F015878	$ 233,075	$ 233,075	$ 0	$ 16,925	$ 250,000
TRANSPORTATION ALT PROGRAM - WFRC	18837	Ped & Bike	Kensington East-West Neighborhood Byway	Under Construction	SALT LAKE	F015878	$ 129,335	$ 129,335	$ 0	$ 9,392	$ 138,727
TRANSPORTATION ALT PROGRAM - WFRC	18837	Ped & Bike	Kensington East-West Neighborhood Byway	Under Construction	SALT LAKE	F015878	$ 932	$ 932	$ 0	$ 68	$ 1,000
TRANSPORTATION ALT PROGRAM - WFRC	18838	Ped & Bike	8425 South Sidewalk	Closed	SALT LAKE	F015879	$ 0	$ 0	$ 0	$ 0	$ 0
TRANSPORTATION ALT PROGRAM - WFRC	20316	Ped & Bike	700 East (SR-71); 2100 South to 1300 South	Under Construction	SALT LAKE	F017342	$ 1,077,198	$ 1,077,198	$ 78,222	$ 0	$ 1,155,420
TRANSPORTATION ALT PROGRAM - WFRC	20316	Ped & Bike	700 East (SR-71); 2100 South to 1300 South	Under Construction	SALT LAKE	F017342	$ 69,997	$ 69,997	$ 5,083	$ 0	$ 75,080
TRANSPORTATION ALT PROGRAM - WFRC	20316	Ped & Bike	700 East (SR-71); 2100 South to 1300 South	Under Construction	SALT LAKE	F017342	$ 39,265	$ 39,265	$ 2,851	$ 0	$ 42,116
TRANSPORTATION ALT PROGRAM - WFRC	20345	Ped & Bike	Fort Union Blvd Pedestrian Hybrid Beacon	Substantially Compl	SALT LAKE	F017371	$ 335,815	$ 335,815	$ 0	$ 24,386	$ 360,201
TRANSPORTATION ALT PROGRAM - WFRC	20345	Ped & Bike	Fort Union Blvd Pedestrian Hybrid Beacon	Substantially Compl	SALT LAKE	F017371	$ 65,261	$ 65,261	$ 0	$ 4,739	$ 70,000
TRANSPORTATION ALT PROGRAM - WFRC	20345	Ped & Bike	Fort Union Blvd Pedestrian Hybrid Beacon	Substantially Compl	SALT LAKE	F017371	$ 41,954	$ 41,954	$ 0	$ 3,047	$ 45,000
TRANSPORTATION ALT PROGRAM - WFRC	20345	Ped & Bike	Fort Union Blvd Pedestrian Hybrid Beacon	Substantially Compl	SALT LAKE	F017371	$ 1,677	$ 1,677	$ 0	$ 122	$ 1,799
TRANSPORTATION ALT PROGRAM - WFRC	20345	Ped & Bike	Fort Union Blvd Pedestrian Hybrid Beacon	Substantially Compl	SALT LAKE	F017371	$ 186	$ 186	$ 0	$ 14	$ 200
TRANSPORTATION ALT PROGRAM - WFRC	20345	Ped & Bike	Fort Union Blvd Pedestrian Hybrid Beacon	Substantially Compl	SALT LAKE	F017371	($186)	($186)	$ 0	($14)	($200)
TRANSPORTATION ALT PROGRAM - WFRC	17866	Ped & Bike	3100 West; 4800 So to 5000 So, Sidewalk	Scoping	WEBER	F014991	$ 146,602	$ 146,602	$ 0	$ 10,646	$ 157,247
TRANSPORTATION ALT PROGRAM - WFRC	17866	Ped & Bike	3100 West; 4800 So to 5000 So, Sidewalk	Scoping	WEBER	F014991	$ 83,371	$ 83,371	$ 0	$ 6,054	$ 89,425
TRANSPORTATION ALTERNATIVE PROGRAM	20316	Ped & Bike	700 East (SR-71); 2100 South to 1300 South	Under Construction	SALT LAKE	F017342	$ 12,960	$ 12,960	$ 941	$ 0	$ 13,901

Plan Fund Desc.	PIN	Index	Project Description	PIN Status	County	FMIS No.	Total Obligation	Federal Aid	State Match	Local Match	Total
TRANSPORTATION ALTERNATIVE PROGRAM	20316	Ped & Bike	700 East (SR-71); 2100 South to 1300 South	Under Construction	SALT LAKE	F017342	($12,960)	($12,960)	($941)	$ 0	($13,901)
TRANSPORTATION ALTERNATIVE PROGRAM	21142	Ped & Bike	Magna Safe Routes to School FY25	Scoping	SALT LAKE	F018178	$ 46,005	$ 46,005	$ 0	$ 3,341	$ 49,346
TRANSPORTATION ALTERNATIVE PROGRAM	21143	Ped & Bike	White City Safe Routes to School FY25	Scoping	SALT LAKE	F018179	$ 46,615	$ 46,615	$ 0	$ 3,385	$ 50,000
TRANSPORTATION ALTERNATIVE PROGRAM	22015	Ped & Bike	Murray Pkwy; 5400 S to Sunberry Dr - Sidewalk sTAP	Scoping	SALT LAKE	F019033	$ 139,845	$ 139,845	$ 0	$ 10,155	$ 150,000
						TOTALS	$ 4,280,819	$ 4,280,819	$ 107,941	$ 203,873	$ 4,592,633

WFRC Urban Area Carbon Reduction Program (CRP) Funds

Federal Fiscal Year 2024 Projects

Obligated/ (De_Obligated)

Plan Fund Desc.	PIN	Index	Project Description	PIN Status	County	FMIS No.	Total Obligation	Federal Aid	State Match	Local Match	Total
CARBON REDUCTION >5K - <50K	17796	Intersection Improvements	800 West & 1500 South Intersection	Awarded	DAVIS	F014928	$ 852,122	$ 852,122	$ 0	$ 61,878	$ 914,000
CARBON REDUCTION FOR O/L	16945	Intersection Improvements	US-89 & Skyline Drive Intersection Imp	Central Review	WEBER	F014173	$ 770,454	$ 770,454	$ 55,947	$ 0	$ 826,402
CARBON REDUCTION FOR O/L	16945	Intersection Improvements	US-89 & Skyline Drive Intersection Imp	Central Review	WEBER	F014173	$ 186,460	$ 186,460	$ 13,540	$ 0	$ 200,000
CARBON REDUCTION FOR O/L	16945	Intersection Improvements	US-89 & Skyline Drive Intersection Imp	Central Review	WEBER	F014173	$ 0	$ 0	$ 0	$ 0	$ 0
CARBON REDUCTION FOR O/L	17847	Intersection Improvements	6000 South & 3100 West Round-a-bout	Active	WEBER	F014972	$ 70,920	$ 70,920	$ 5,150	$ 0	$ 76,070
CARBON REDUCTION FOR O/L	17847	Intersection Improvements	6000 South & 3100 West Round-a-bout	Active	WEBER	F014972	$ 22,310	$ 22,310	$ 1,620	$ 0	$ 23,930
CARBON REDUCTION FOR O/L	20317	Ped & Bike	Kay's Creek Trail Overpass @ Layton FrontRunner	Scoping	DAVIS	F017343	$ 16,868	$ 16,868	$ 0	$ 1,225	$ 18,093
						TOTALS	$ 1,919,134	$ 1,919,134	$ 76,257	$ 63,103	$ 2,058,495

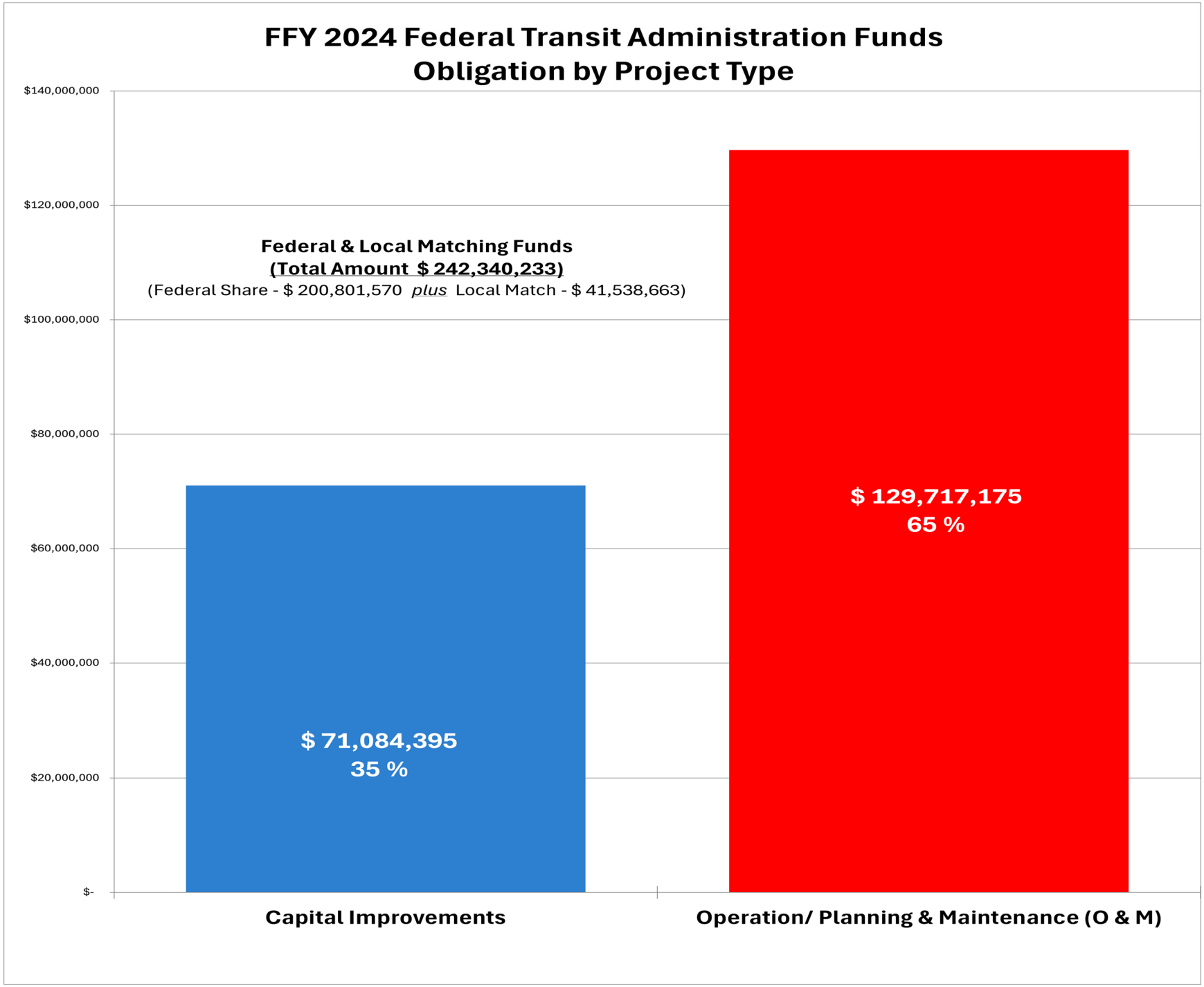
FFY 2024 Federal Transit Administration Funds
Obligation by Project Type
$140,000,000
$120,000,000
$100,000,000
$80,000,000
$60,000,000
$40,000,000
$20,000,000
$-
Federal & Local Matching Funds
(Total Amount $ 242,340,233)
(Federal Share - $ 200,801,570 plus Local Match - $ 41,538,663)
$ 71,084,395
35 %
$ 129,717,175
65 %
Capital Improvements
Operation/ Planning & Maintenance (O & M)

UTA FY 2024 ACTIVE GRANTS OVERVIEW

Federal Funds Allocated (awarded and executed) in FFY 2024 (10/01/23 - 09/30/2024)

	Fed. Amt	Local Amt.	Tot. Amt.				
Totals	$ 200,801,570	$ 41,538,663	$ 242,340,233	Improvement Type	Federal Amount	Local Amount	Total Amount
Totals / Project Type	$ 71,084,395	$ 25,064,755	$ 121,929,039	Capital Improvements	35%	60%	50.3%
	$ 129,717,175	$ 16,473,909	$ 120,411,194	Operation/ Planning & Maintenance (O & M)	65%	40%	49.7%

Program Details Listed Below

Grant Number	Fed. Amount	Local Amt.	Tot. Amt.	Brief Descrription	Award/Executed Date	Grant Status	Approx % Complete
Department of Environmental Quality							
VW Settlement	$ 2,409,196	$ 1,297,259	$ 3,706,455	VW - 20 Electric Vehicles and Charging Infrastructure	5/22/2020	Active	113.42%
Federal Transit Administration							
UT-2020-010-00	$ 2,741,438	$ 199,073	$ 2,940,510	FY 2019 CMAQ for Locomotive Overhaul	7/21/2020	Active	214.16%
UT-2021-001	$ 2,767,780	$ 200,985	$ 2,968,766	FFY 2019 CMAQ - Capital - Replacement Buses	1/14/2021	Closed	99.71%
UT-2021-004-00	$ (25,289.60)	$ (327.41)	$ (25,617.01)	FY 2020 5312 Suicide Prevention Research and Demonstration Project	5/5/2021	Active	73.71%
UT-2021-007-01	$ (26,755.07)	$ -	$ (26,755.07)	FY20 5310 Ogden-Layton Large Urbanized Area--Operating and Mobility Management	5/12/2021	Closed	88.81%
UT-2021-020-00	$ 133,233.07	$ 38,721.14	$ 171,954.21	FY 2020 5312 Research Innovation Program - Transit Infrastructure Condition Assessment	9/13/2021	Active	100.40%
UT-2021-019-00	$ 36,546,220.88	$ -	$ 36,546,220.88	FY2021 CRRSAA 5307	9/13/2021	Closed	108.82%

Grant Number	Fed. Amount	Local Amt.	Tot. Amt.	Brief Descrription	Award/Executed Date	Grant Status	Approx % Complete
UT-2022-002	$ 22,223.67	$ -	$ 22,223.67	FY2022 Section 5310 CRRSAA - Operating	5/3/2022	Closed	108.96%
UT-2021-010-01	$ 239,524	$ 51,443	$ 290,968	FY2019/2020 5310 Ogden-Layton Large Urbanized Area--Capital, Program Administration	8/9/2022	Active	98.99%
UT-2021-011-01	$ 399,640	$ 84,770	$ 484,410	FY2019/2020 5310 Formula Salt Lake City-West Valley City Large Urbanized Area--Capital and Program Administration	8/10/2022	Active	104.68%
UT-2022-014-00	$ 508,200.00	$ -	$ 508,200.00	FY 2020 5312 COVID-19 Research Demonstration eVoucher Phase II	9/13/2022	Active	100.00%
UT-2022-012-00	$ 62,542	$ -	$ 62,542	FY2022 5309 ARPA OGX	9/19/2022	Active	100.00%
UT-2023-008-00	$ 179,975.00	$ 44,993.75	$ 224,968.75	FY2019 Section 20005(b) 5338 TOD-South Valley Utah County Frontrunner - Planning	4/25/2023	Active	111.99%
UT-2023-009-00	$ 934,000.12	$ 84,780.50	$ 1,018,780.62	FY2021 AoPP-Paratransit Forward Study	5/9/2023	Active	242.23%
UT-2023-014-00	$ 504,877	$ -	$ 504,877	FFY2021 | UT-2023-014 | Section 5310 ER| Salt Lake-West Valley | Capital, Operations and Admin	6/2/2023	Active	86.17%
UT-2023-013-00	$ 360,777	$ -	$ 360,777	FFY2021 UT-2023-013 | Section 5310 ER | Ogden-Layton | Capital, Admin and Operations	6/2/2023	Active	98.80%
UT-2018-010-03	$ 18,189,977	$ 4,547,495	$ 22,737,472	FY 2018 5339(a) Formula for Depot District Construction	6/27/2023	Closed	100.00%
UT-2023-027-00	$ 623,496	$ 283,457	$ 906,953	FFY2022 UT-2023-027| Section 5310| Salt Lake | Capital, Admin and Operations	7/11/2023	Active	91.99%
UT-2023-026-00	$ 533,454	$ 197,592	$ 731,046	FFY2022 UT-2023-026 | Section 5310 | Ogden-Layton | Capital, Admin and Operations	7/13/2023	Active	101.58%
UT-2023-025-00	$ 276,990.00	$ -	$ 276,990.00	FFY21 ARP Discretionary Section 5307 funding for Planning	7/17/2023	Active	92.33%
UT-2023-003	$ 801,701	$ 200,426	$ 1,002,127	FFY2020 Section 5339(a) Formula Capital for UTA Tooele Facility Acquisition & Renovation	7/26/2023	Closed	57.02%
UT-2023-007-00	$ 7,095	$ 515	$ 7,610	FFY2019 CMAQ Clearfield FrontRunner Station Pedestrian and Bike Trail Design and Construction	7/26/2023	Active	12.43%

Grant Number	Fed. Amount	Local Amt.	Tot. Amt.	Brief Descrription	Award/Executed Date	Grant Status	Approx % Complete
UT-2023-004-00	$ 3,763,957	$ 940,989	$ 4,704,946	FFY2021 -Section 5337 Formula -Capital for TPSS Rehabilitation	7/26/2023	Active	100.00%
UT-2023-002-01	$ 63,723,837.67	$ 15,930,960.67	$ 79,654,798.35	FY2022 5307 Urbanized Formula | Preventive Maintenance & ADA Paratransit	7/26/2023	Active	100.17%
UT-2023-033	$ (1,467,945)	$ (106,597)	$ (1,574,542)	FY2019 CMAQ/STBG Capital- U of U Bus Pullouts and Sugarhouse Double Track	8/22/2023	Closed	35.40%
UT-2021-021-01	$ 6,054,358	$ 2,038,791	$ 8,093,149	FFY2019 Sec. 5309 -UTA Ogden-WSU BRT (OGX)	8/30/2023	Active	105.13%
UT-2023-038-00	$ 1,561,499	$ 352,310	$ 1,913,809	FY2019 5339(b) Discretionary - Bus Stop Improvements and Operator Facilities	9/12/2023	Active	48.49%
UT-2024-006-00	$ 3,228,000	$ 3,228,000	$ 6,456,000	FY2023 FTA Rail Car Replacement: Accessible, Olympics-Ready Light Rail	2/29/2024	Active	5.38%
UT-2024-007-00	$ 1,237,559	$ 230,168	$ 1,467,728	FY2021 - 5339(c) - Low and No Emission Vehicle Program | Tooele EV Microtransit	4/27/2024	Active	89.75%
UT-2024-009-00	$ 4,898,959	$ 355,745	$ 5,254,704	PROG2022/APP2019&2021 CMAQ/TAP/STP Flex Funds--Capital, TIGER Ped Bridge Projects	5/16/2024	Closed	100.00%
UT-2024-018-00	$ 67,495.01	$ 28,279.94	$ 95,774.95	FFY2023 Section 5310 Formula| Ogden-Layton UZA | Capital, Operations and Administration	9/4/2024	Active	10.79%
UT-2024-016-00	$ 2,151,153	$ -	$ 2,151,153	FY2022 5309 Small Starts CIG Project Development Midvalley BRT	9/11/2024	Active	100.00%
UT-2024-017-00	$ 26,403,982.51	$ 6,600,995.52	$ 33,004,978.03	FFY2023 5307 Urbanized Formula | Preventive Maintenance & ADA Paratransit	9/17/2024	Active	40.68%
UT-2025-002-00	$ 16,701,108	$ 4,175,278	$ 20,876,386	FY 22-23 5337 Formula PM-SGR for TPSS, LRV Rehab, Rail Replacement-Rehab	12/3/2024	Active	23.28%
Govenor's Office of Planning and Budget (GOPB)							
GRNT-0216	$ 1,581,450	$ -	$ 1,581,450	FY21 ARPA GOPB COVID-19 Funds Salt Lake Ped Bridge	1/26/2022	Closed	105.43%
Section 5310 ARPA							
UT-2022-003	$ 241,561.29	$ -	$ 241,561.29	FY2022 Section 5310 ARPA - Operating	4/12/2022	Closed	97.39%
United States Department of Transportation							

Grant Number	Fed. Amount	Local Amt.	Tot. Amt.	Brief Descrription	Award/Executed Date	Grant Status	Approx % Complete
UT-2023-031-00	$ 731,500	$ 346,500	$ 1,078,000	FFY2021 RAISE Techlink Corridor Study	8/5/2023	Active	100.00%
Utah Department of Transportation							
24-P00354	$ 1,726,800	$ 186,059	$ 1,912,859	UDOT Covid Funds- Frontrunner Right-of-way Preservation O/L	6/26/2024	Closed	115.12%
Weber Area Council of Governments (WACOG)							
23-P00219	$ 6,000	$ -	$ 6,000	FFY2022 Weber County Corridor Preservation WACOG	5/2/2023	Active	0.40%

DATE: March 20, 2025
AGENDA ITEM: **4d**
SUBJECT: **Adjustments to TIP Amendment Process**
PREPARED BY: Wayne Bennion, Director of Short Range Planning

BACKGROUND:

All metropolitan planning organizations (MPO), including WFRC, are required to annually prepare a self-certification describing how the regional transportation planning process complies with federal regulations. Every four years the Federal Highway Administration (FHWA) and Federal Transit Administration (FTA) conduct a more detailed review of each planning process and give the MPO both commendations regarding activities and recommendations for improvement. At the last quadrennial certification review for WFRC, one of the recommendations was to adjust the TIP amendment process to more specifically reflect procedural requirements of the air quality conformity regulations.

WFRC has worked with FHWA, UDOT, and the other MPOs to develop two adjustments to the TIP amendment process:

1. A more formal (written) air quality conformity determination for projects requiring such. A conformity determination is a communication from FHWA / FTA concurring with the air quality conformity analysis prepared by the MPO. Conformity determinations are already being made, and this process adjustment reflects that these determinations will be made formally in writing.
2. Involvement of the Interagency Consultation Team (ICT) in evaluating the conformity level of each project. The ICT is comprised of staff from the MPOs, UDOT, UTA, the state Division of Air Quality (DAQ), FHWA, FTA, and the Environmental Protection Agency (EPA). This process adjustment will ensure that the ICT will be consulted in making the determination of the conformity levels.

The ICT has endorsed the adjustments to the process. The first exhibit shows the current TIP amendment process and the second exhibit shows the adjusted TIP amendment process, with the second adjustment highlighted.

RECOMMENDATION:

This item is for information.

CONTACT PERSON:

Wayne Bennion, WFRC | 801 363-4230 x1112, wbennion@wfrc.org

EXHIBITS:

Current TIP Amendment Process
Adjusted TIP Amendment Process

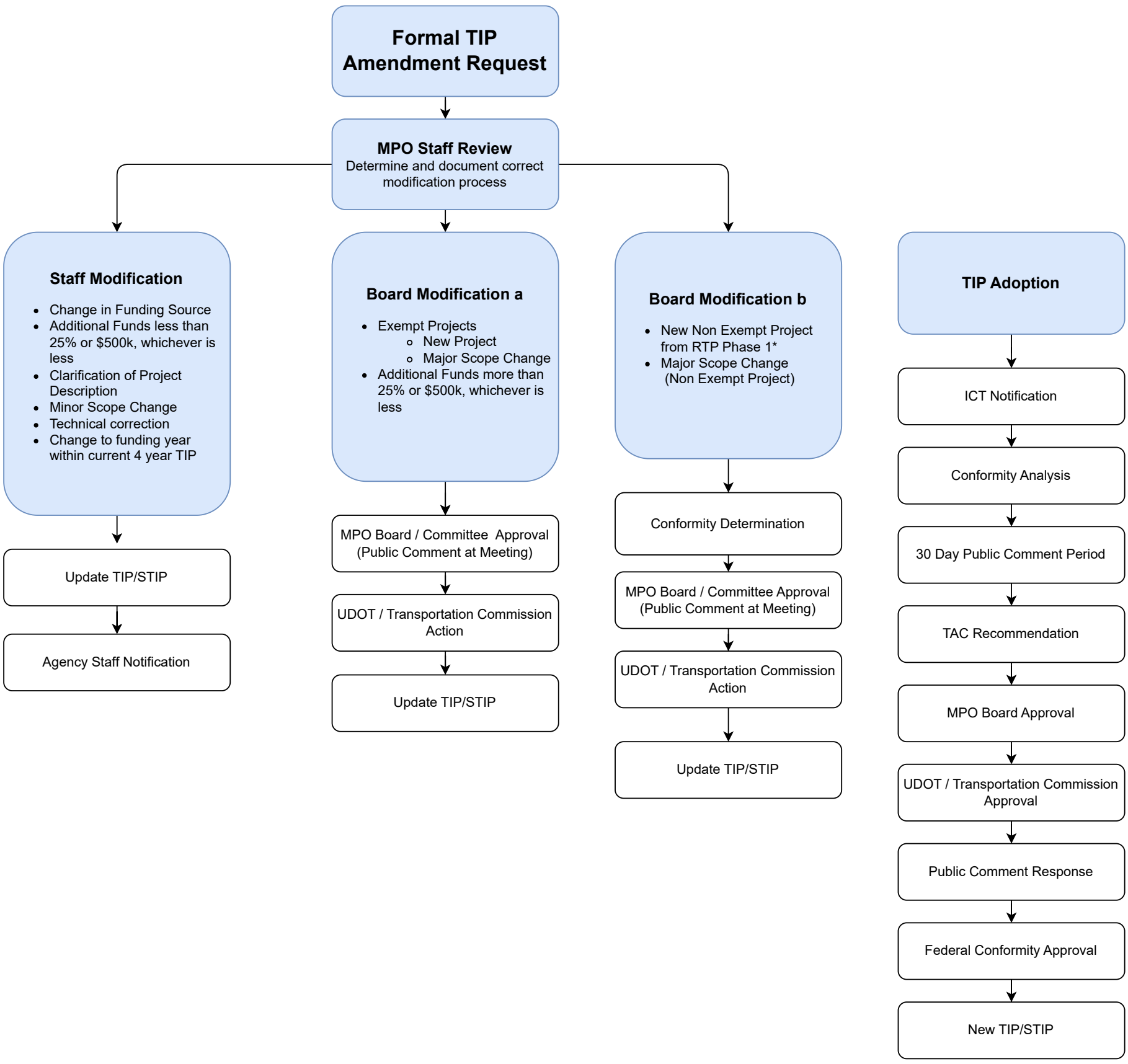

Current TIP Amendment Process

* Projects must be included in the fiscally constrained Phase 1 of the RTP. New non-exempt projects that are not in Phase 1 of the RTP must first complete the RTP Amendment process before they can be amended into the TIP.

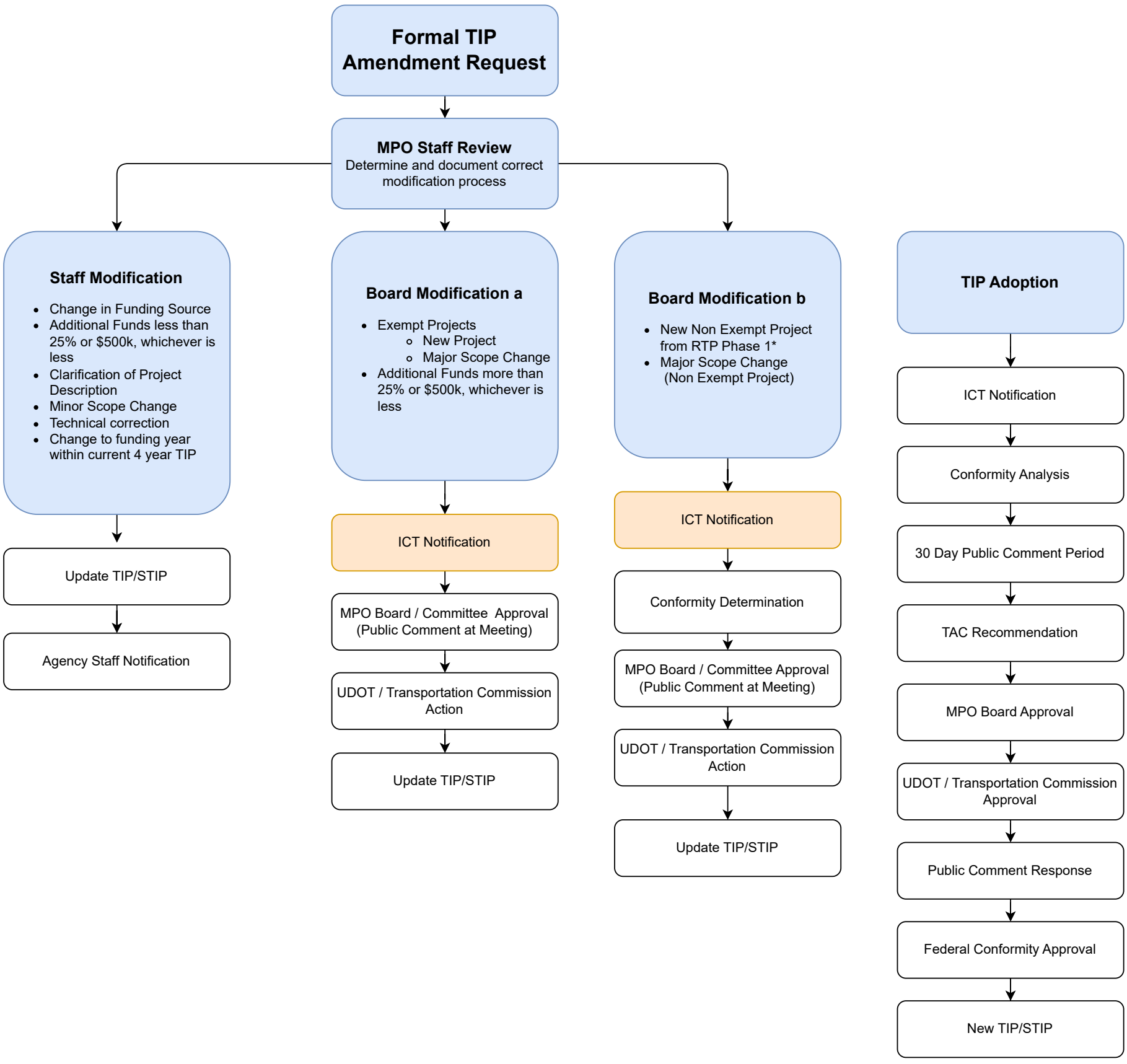

Adjusted TIP Amendment Process

* Projects must be included in the fiscally constrained Phase 1 of the RTP. New non-exempt projects that are not in Phase 1 of the RTP must first complete the RTP Amendment process before they can be amended into the TIP.

DATE:	March 20, 2025
AGENDA ITEM:	**5a**
SUBJECT:	Transportation and Land Use Connection (TLC) Program – 2025 Awarded Projects
PREPARED BY:	Meg Padjen, Community and Economic Development Director

At the March 20th Regional Growth Committee (RGC) meeting, WFRC staff provided an overview of the various planning technical assistance programs and opportunities that WFRC provides. The 2025 Transportation and Land Use Connection (TLC) Program awarded projects were announced.

This year, the TLC program received the highest number of requests to date. Working with our program funding partners Salt Lake County, UDOT, and UTA, we are excited to announce thirteen projects that will receive FY26 support. These projects include seven in the Ogden-Layton urban area, and six in the Salt Lake urban area. This totals over $1.5 million in funded technical assistance, in addition to WFRC staff support. Our team is eager to work with these communities to help them achieve their visions.

BACKGROUND:

The Wasatch Choice Vision (WCV) is a shared vision to address growth throughout the region that has involved each local government. WFRC knows that local implementation of the WCV can require substantial time and resources. To assist with local planning and the implementation of the Vision, WFRC provides several opportunities for communities to receive technical assistance. This may be broadly, through TLC, or more specifically, such as funding and staff support with Station Area Planning.

The Transportation and Land Use Connection Program (TLC) provides technical assistance to local communities to help them achieve their goals and plan for growth. The TLC program is a partnership between WFRC and funding partners Salt Lake County, UDOT, and UTA. TLC projects support communities in developing their desired city and town centers, increased transportation choices, economic opportunity, and seek to maximize investments made in our region's infrastructure.

CONTACT PERSON:

Megan Padjen, 801-404-8925, mpadjen@wfrc.org

DATE: March 20, 2025
AGENDA ITEM: **5b**
SUBJECT: **ACTION:** Station Area Plan Certification - Sandy City
PREPARED BY: Byron Head, Community Planner

At the March 20th Regional Growth Committee (RGC) meeting, WFRC staff presented an overview of the Station Area Plan in Sandy City that addresses five individual station areas. RGC recommended that Council certify the plan for the station areas in Sandy in accordance with the Station Area Planning (SAP) components of state law and WFRC policy.

The Sandy Station Area Plan includes five stations: the Sandy City portion of the South Jordan FrontRunner station area; and the Historic Sandy, Sandy Expo, Sandy Civic Center, and Crescent View TRAX Blue Line station areas. At the WFRC Council meeting, representatives from Sandy City will share highlights from this station area plan.

BACKGROUND:

HB462, passed in 2022, as amended in 2023, requires cities with fixed-guideway transit stations to develop a Station Area Plan for the area around the station, within ½ mile for rail and ¼ mile for bus rapid transit. Station Area Plans (SAPs) are intended to promote housing availability and affordability, sustainable environmental conditions, access to opportunities, and transportation choices and connections. The SAP requirements are consistent with communities' identification of Wasatch Choice Vision centers.

WFRC assists communities in their development of their station area plans, in partnership with UTA, GOEO, and the Mountainland Association of Governments (MAG). State law establishes that the Metropolitan Planning Organizations (MPOs – WFRC and MAG) have the responsibility to review SAPs and, in consultation with UTA, certify each for compliance with statutory requirements. WFRC does this consistent with WFRC's adopted policy for the certification review of SAPs.

WFRC has had the opportunity to assist Sandy City in planning around its station areas. The city chose to complete this process as a part of a comprehensive general plan update - the city's first in over 30 years. The city adopted the plan in January, and has submitted it to this body for review and certification.

ACTION: Certify Sandy Station Area Plan

In accordance with WFRC policy, staff has reviewed the SAP's consistency with state statute, and makes a positive recommendation for certification to the Regional Growth Committee.

The Regional Growth Committee reviewed the SAP and staff recommendation and recommended approval by the WFRC Council.

All of the documentation is included within, including:

1. Sandy Station Area Plan Submission Package
2. WFRC SAP Certification Resolution
3. WFRC Staff Findings and Analysis

RECOMMENDED MOTION:

"I move to certify the Sandy City Station Area Plan."

ATTACHMENTS:

1. Sandy Station Area Plan Submission Package
2. WFRC SAP Certification Resolution
3. WFRC Staff Findings and Analysis

CONTACT PERSON:

Byron Head, 801-363-4250 ext 1104, bhead@wfrc.org

WASATCH FRONT REGIONAL COUNCIL

DATE: March 19, 2025
AGENDA ITEM: 6a
SUBJECT: **ACTION:** Release for review and comment: Draft FY26 WFRC Goals, Budget, and Unified Planning Work Program (UPWP)
PREPARED BY: Marian Florence, Chief Financial Officer
Wayne Bennion, Director of Short Range Planning
Andrew Gruber, Executive Director

BACKGROUND:

Wasatch Front Regional Council (WFRC) staff has identified proposed agency goals and prepared a draft budget and Unified Planning Work Program (UPWP) that outline the objectives and activities that WFRC plans to undertake in fiscal year 2026.

The WFRC Budget Committee reviewed the suggested goals, draft budget and UPWP on March 17, 2025, and the Regional Council will review these items at its meeting on March 27, 2025. The Regional Council will then make these available for review by the public and by the County Councils of Governments (COGs). After considering any comments received, the Regional Council will approve the goals and adopt a final budget and UPWP in May 2025. Below is a description and list of the goals, a summary of the UPWP, and discussion about key aspects of the budget.

WFRC Goals

Each year WFRC adopts a high-level set of goals and priorities to help shape its activities for the next year. These goals are developed through review of the WFRC's adopted Mission & Roles, reflection on the agency activities and accomplishments for the previous year, and a discussion among the WFRC staff, in consultation with the WFRC Council leadership. The goals are not meant to be a comprehensive list of all of WFRC's activities, but rather to articulate priority activities for the agency in FY26. The WFRC Unified Planning Work Program (UPWP) comprehensively lists all of WFRC's activities. These goals are for WFRC as an organization; they are not intended to be goals for the condition of the region. The Wasatch Choice Vision goals, as adopted by the WFRC Council, serve that purpose.

The proposed WFRC FY26 goals are as follows:

1. Collaboratively advance the Wasatch Choice Vision to accommodate growth and enhance quality of life.
2. Provide subject-matter expertise to federal, state, and local officials and policymakers.
3. Strive for organizational excellence.

Not surprisingly, the FY26 proposed goals are similar to the FY25 adopted goals. This reflects the continuity in our organizational mission and roles, and the fact that most of our activities are ongoing and span multiple years. However, WFRC staff is recommending a refinement of the goals, to (i) consolidate goals 1 and 2 from FY25 into one integrated goal relating to regional

plans, funding opportunities, and resources, and (ii) refining the language of the goals to be more succinct. The proposed goals, with more detailed descriptions, are included as an exhibit to this memo.

Unified Planning Work Program

The UPWP outlines the work tasks that WFRC will pursue during FY26 in collaboration with cities, counties, UDOT, UTA, and other partners. Among the primary tasks are assisting local communities with growth, transportation, and planning needs; continuing development of the 2027-2055 Regional Transportation Plan, Utah's Unified Transportation Plan, and Wasatch Choice Vision for the region; continuing efforts to update and implement the Transportation Improvement Program; continuing to utilize and improve analytical capabilities; and engaging with community stakeholders and local, state, and federal officials.

Budget Overview

At WFRC, the original budget presented in the spring includes expenditures for ongoing work efforts and new projects, as well as funding anticipated for the coming fiscal year. This initial budget estimate does not change dramatically year to year; the FY26 budget is projected to increase 3% over the FY25 adopted budget. The largest expenditure in the budget is for employee compensation and benefits, as well as for contractual expenditures which tend to vary year-to-year depending on current projects. The largest revenue source is from federal transportation formula funding. Expenditures and revenues are described below.

Expenditures:

The FY26 budget functions as a legal limit on expenditures, and of course we do not have to spend everything that is budgeted; in fact we routinely come in under budget. As we move towards and into FY26, we have the ability to make budget adjustments as may be warranted.

The major expenditure in the budget is for employee compensation and benefits, including funding to maintain the current full-time staff of 32. Consistent with past practice, the budget includes an overall personnel line item increase of six percent that functions as a cap for employee compensation and benefit adjustments, including group health insurance. WFRC annually surveys peer organizations to remain consistent with cities, counties and the State of Utah with regards to COLA and merit increases.

Consultant contracts represent the second largest expenditure in the FY26 budget. The footnotes to the budget provide details of anticipated consulting contracts. The following are descriptions of three significant areas of consultant expense:

- The largest ongoing element of contractual expenditures (approximately $1.6M in FY26) are for planning and technical assistance on *Transportation and Land Use Connection (TLC) program* projects. TLC is funded with WFRC's federal STP funds and contributions from UDOT, UTA, and Salt Lake County, as well as local matching funds. Some of the current TLC projects will not be completed before the end of FY25 and will be carried forward to FY26, with a budget amendment to be made in October 2025 when final accounting for FY25 is completed; this reflects the multi-year nature of the program. Much of the variation in the contractual line item reflects those TLC program consultant expenses, which are fully budgeted in one year and then often roll into the next.

- *Station Area Planning* funds, provided pursuant to HB462 (2022) through the Governor's Office of Economic Opportunity, are shared between MAG and WFRC to provide planning assistance to local communities as they develop the required Station Area Plans and update their general plans and zoning. A total of $5M was allocated beginning in FY23 to support communities in developing plans for the 127 station areas in Utah. Most of the station areas are located in the WFRC region, so WFRC awarded over $1M over the first two years of the program (FY23 and FY24) and estimates awards totaling $1.8M in FY25. The remaining funds ($1M) are now budgeted in FY26. This budget line will be amended in October 2025 to reflect actual awards in FY25 and include all remaining funds.
- *Activity Based Model Development* - WFRC, in coordination with UDOT, UTA and MAG, plans to transition from a traditional trip-based representation of resident travel in the Wasatch Front regional travel demand model (WF TDM) to an activity-based model (ABM) approach. This shift aligns with the region's growing complexity in travel choices and behavior. The benefit will be a more precise and adaptable representation of travel, and enhanced modeling capabilities for new travel modes, travel patterns, and policies. In the future, the new ABM is expected to leverage a consortium software development model, to cost-share and realize model enhancements, funded jointly by other MPOs and DOTs at significant savings to WFRC. The current cost estimate is $576,300 for the WFRC share (51% of the project).

Several notable efforts involving consulting support are anticipated to conclude in FY25, including the Power District Transportation Study and the Mixed Use Centers: Visuals and Impact Metrics project.

All other expenditures in other line items were estimated based on past experience and anticipated changes. The footnotes to the budget provide additional detail on these costs.

Revenues:

Federal transportation formula planning funds (PL and 5303) and Surface Transportation Program (STP) funds continue to be the majority of WFRC's operational revenue. WFRC also receives federal funding for the Small Cities Community Development Block Grant (CDBG) program and Wasatch Front Economic Development District (WFEDD) work.

State funding comes from the Utah Department of Transportation, the Governor's Office of Planning and Budget, and the Governor's Office of Economic Opportunity, supporting planning and technical work in our area. In FY24, GOPB began funding a Local Administrative Advisor, providing administrative support to small Utah communities without administrative staff. WFRC also engages in numerous impactful studies each year, with financial support from our partners at UTA, UDOT and Mountainland Association of Governments (MAG) to gather and analyze data.

Consistent with WFRC policy, for FY26 the local county contributions increase by 5%, a factor representative of the change in the Consumer Price Index (CPI) averaged over the prior three completed WFRC fiscal years, July 1, 2021 through June 30, 2024. This funding supports the ongoing financial stability of WFRC.

EXHIBITS:
Draft FY26 WFRC goals
Draft budget for FY26 and footnotes

Draft FY26 UPWP summary

RECOMMENDATION AND MOTION:
The WFRC Budget Committee and staff recommend that the Council make a motion that “to release for review and comment the draft WFRC goals, Unified Planning Work Program, and budget for FY26.”

CONTACT INFORMATION:
Marian Florence, Chief Financial Officer, (801) 363-4250 x1120
Wayne Bennion, Director of Short Range Planning, (801) 363-4250 x1112
Andrew Gruber, Executive Director, (801) 824-0055

WFRC Fiscal Year **2026** Goals

1. Collaboratively advance the Wasatch Choice Vision to accommodate growth and enhance quality of life.

REGIONAL PLANS

a. Develop the 2027-2055 Regional Transportation Plan (RTP) for roads, transit, and active transportation (as a component of the Vision).
b. Develop the 2027-2055 Utah's Unified Transportation Plan to coordinate a shared plan for transportation statewide.
c. Develop the 2027-2032 Transportation Improvement Program (TIP), compiling prioritized road, transit, and active transportation projects.
d. Implement the 2023-2028 Comprehensive Economic Development Strategy (CEDS) by coordinating regional economic development, transportation, and land use planning.
e. Support communities in updating and implementing their land use plans focusing on centers, housing options, and coordinating growth with transportation.

FUNDING & ASSISTANCE

f. Provide transportation project funding to communities through WFRC-administered programs.
g. Provide technical assistance and funding to communities for land use, transportation, and economic development planning through WFRC-administered programs.

RESOURCES

h. Increase "access to opportunities" (ATO) through planning, programming, and performance measurement.
i. Participate in significant transportation and growth-related projects, initiatives, studies, and other activities.
j. Enhance forecasting and modeling of travel demand and land use markets to provide high-quality regional and local data, tools, analysis, and advice.
k. Foster community and stakeholder engagement in transportation planning processes.

2. Provide subject-matter expertise to federal, state, and local officials and policymakers.

a. Engage in the development of federal transportation legislation, policy, and funding to advance core Utah transportation priorities.
b. Engage in state and local policymaking activities that advance the implementation of the Wasatch Choice Vision and Utah's Unified Transportation Plan.
c. Engage in efforts to enhance air quality — while enabling the economy to flourish — through emissions reductions and regulatory flexibility.

3. Strive for organizational excellence.

a. Maintain communication and transparency with WFRC members and stakeholders to ensure accountability.
b. Use resources prudently and efficiently, and maintain budget stability.
c. Regularly review and ensure utilization of best practices and compliance with applicable laws and regulations.
d. Create and maintain a work environment that maximizes the health, happiness, and productivity of an excellent staff.

DRAFT FY26

WFRC Mission and Roles

The Wasatch Front Regional Council builds consensus and enhances quality of life by developing and implementing visions and plans for a well-functioning multi-modal transportation system, livable communities, a strong economy, and a healthy environment.

To accomplish our mission, the Wasatch Front Regional Council serves the following roles:

Convener - We facilitate collaboration with our communities and partners.

» Bring stakeholders together — including cities, counties, transportation agencies, community and business organizations, state and federal officials, and residents — to share ideas and information, and to develop and implement visions and plans.

Technical Expert - We are trusted subject-matter experts.

» Build and use models and tools to analyze and understand the impact of potential transportation, land use, and economic development strategies.

» Share analyses and information to improve the understanding of how transportation, land use, and economic systems affect each other, and to aid in developing and implementing visions and plans in the region.

Planner - We proactively plan for the future of our region.

» Develop multi-modal transportation and interrelated land use and economic development visions and plans.

» Unify our planning efforts with our peers across the state.

» Collaborate with other organizations as they address local, regional, state, and national growth-related issues, plans, and policies that may directly or indirectly affect transportation on the Wasatch Front.

Implementer - We put visions and plans into action.

» Support local governments in their efforts to achieve local and regional goals.

» Provide technical assistance to communities that focus on the interrelationship of transportation, land use, and economic development.

WASATCH FRONT REGIONAL COUNCIL

Proposed
FY 2026 Budget

Expenditure by Function/Line Item

Expenditure	June, 2024 FY 2024 Actual	May, 2024 FY2025 Initial Budget	October, 2024 FY 2025 Final Budget	YE estimate FY 2025 Estimated	March, 2025 FY 2026 Proposed Budget			Footnotes
Salaries/Employee Benefits	4,864,399	5,850,833	5,850,833	5,061,502	6,212,348	361,515	6%	1
Contractual	5,816,530	4,998,812	8,887,009	6,034,425	4,907,390	-91,422	-2%	2
Audit and Accounting	19,000	20,000	20,000	20,000	20,000	0	0%	
Dues	24,234	30,000	30,000	30,000	35,700	5,700	19%	3
Equipment Maintenance	35,576	37,800	37,800	37,800	40,000	2,200	6%	4
Insurance	14,300	20,000	20,000	18,000	20,000	0	0%	5
Legal	2,183	20,000	20,000	1,000	20,000	0	0%	6
Printing and Publication	1,514	5,300	5,300	2,000	5,300	0	0%	7
Rent	458,667	480,530	480,530	480,530	490,176	9,646	2%	
Supplies/Software/Subscriptions	170,996	165,150	207,203	210,000	272,758	107,608	65%	8
Telephone/Data	38,477	50,000	50,000	50,000	50,000	0	0%	
Travel and Training	142,726	171,500	183,500	165,000	174,500	3,000	2%	9
Total Expenditures	11,588,602	11,849,925	15,792,175	12,110,257	12,248,172	398,247	3%	
Amounts expected to carry into next FY		41,113	315,952		24,018	-17,095	-42%	
TOTAL	**11,588,602**	**11,891,039**	**16,108,127**	**12,110,257**	**12,272,190**	381,151	3%	10

Expenditure by Program

Program	FY 2024 Actual	FY2025 Initial Budget	FY 2025 Final Budget	FY 2025 Estimated	FY 2026 Proposed Budget			
Consolidated Transportation Planning Grant	4,779,871	6,220,827	6,223,643	5,343,360	6,637,153	416,326	7%	11
Transportation & Land Use Connection	3,504,571	2,484,778	5,031,714	3,102,565	2,530,911	46,133	2%	12
Household Travel Survey	490,824	0	0	0	0	0	0%	
Economic Development	159,407	125,000	125,000	125,000	140,000	15,000	12%	13
Statewide CEDS	54,742	0	0	0	0	0	0%	
Local Government - Other	136,166	95,073	291,102	81,250	85,251	-9,822	-10%	14
Model Development	137,500	150,000	144,375	144,375	156,875	6,875	5%	15
Joint Projects	515,548	0	363,746	363,746	0	0	0%	16
Legislative Consulting	146,000	156,000	156,000	156,000	156,000	0	0%	2
Community Development Block Grant (CDBG)	50,000	50,000	50,000	50,000	50,000	0	0%	17
Mobility Management	2,589	5,000	5,000	2,500	5,000	0	0%	28
Tooele Valley RPO	13,426	10,000	15,443	14,000	10,000	0	0%	18
Morgan County RPO	8,327	9,000	9,000	9,000	9,000	0	0%	18
Community Impact Board	2,000	2,000	2,000	2,000	2,000	0	0%	19
Davis County Local Option Assistance	10,000	10,000	10,000	10,000	10,000	0	0%	20
Station Area Planning	512,915	1,823,359	2,840,445	1,840,445	1,000,000	-823,359	-45%	21
Safe Streets for All	964,872	0	0	80,000	200,000	200,000		22
Local Administrative Advisor	83,343	150,000	216,657	162,014	150,000	0	0%	23
Power District Transportation Study		500,000	500,000	500,000	0	-500,000	100%	24
Mixed Use Centers: Visuals & Impact Metrics	16,503	100,000	124,002	124,002	0	-100,000	100%	24
Activity Based Model					1,130,000	1,130,000		25
TOTAL EXPENDITURES	**11,588,604**	**11,891,037**	**16,108,127**	**12,110,257**	**12,272,190**	381,153	3%	10

Source of Funds

	FY 2024 Actual	FY2025 Initial Budget	FY 2025 Final Budget	FY 2025 Estimated	FY 2026 Proposed Budget			
Federal Sources:								
Federal Highway Administration - PL	2,208,351	3,500,907	3,406,904	2,658,354	3,749,610	248,703	7%	26
Federal Highway Administration - STP	3,334,405	2,509,346	4,076,937	2,521,568	3,160,926	651,580	26%	27
Federal Highway Administration - SS4A	771,897	0	0	40,000	160,000	160,000		22
Federal Transit Administration	884,024	886,435	980,438	980,438	980,438	94,003	11%	28
Dept. of Housing and Urban Development	50,000	50,000	50,000	50,000	50,000	0	0%	17
Economic Development Administration	134,446	62,500	62,500	62,500	70,000	7,500	12%	13
Total Federal Sources	**7,383,123**	**7,009,188**	**8,576,779**	**6,312,860**	**8,170,974**	1,161,786	16.58%	
State Sources:								
Utah GOPB	290,000	290,000	290,000	290,000	290,000	0	0%	29
GOPB Local Administrative Advisor	83,343	150,000	216,657	150,000	150,000	0	0%	23
Community Impact Board	2,000	2,000	2,000	2,000	2,000	0	0%	19
UDOT - TLC	264,932	315,000	655,872	355,872	315,000	0	0%	30
UDOT - Joint Projects	96,191	0	157,836	163,862	282,500	282,500	0%	16
UDOT - Model Development	100,000	100,000	105,000	105,000	105,000	5,000	5%	15
UDOT - Safe Streets for All	30,000	0	0	0	0	0	0%	
UDOT - Household Travel Survey	112,840	0	0	0	0	0	0%	
UDOT - Power District Transportation Study		500,000	500,000	500,000	0	-500,000		24
UT/Dept of Commerce	16,503	100,000	124,002	124,002	0	-100,000		24
UT/GOEO - Station Area Planning	502,915	1,823,359	2,805,445	1,805,445	1,000,000	-823,359	-45%	21
Total State Sources	**1,498,724**	**3,280,359**	**4,856,812**	**3,496,181**	**2,144,500**	-1,135,859	-35%	
Local Sources:								
Dedicated Project Funds	1,563,400	661,000	1,306,914	1,169,259	701,001	40,001	6%	31
MAG - Joint Projects/Model Development	75,965	50,000	120,440	88,840	243,975	193,975	388%	16
UTA - TLC	169,977	300,000	534,143	300,000	309,000	9,000	3%	30
UTA - Joint Projects	380,891	0	112,908	142,985	79,100	79,100	0%	16
UTA - Transit Sales Tax	165,553	220,359	230,000	230,000	235,000	14,641	7%	32
Local Contribution	350,971	370,132	370,132	370,132	388,640	18,508	5%	33
Total Local Sources	**2,706,757**	**1,601,491**	**2,674,537**	**2,301,216**	**1,956,716**	355,225	22%	
TOTAL SOURCES	**11,588,604**	**11,891,037**	**16,108,128**	**12,110,257**	**12,272,190**	381,153	3%	10

Local Contributions

County	FY 2024 Actual	FY2025 Initial Budget	FY 2025 Final Budget	FY 2025 Estimated	FY 2026 Proposed Budget		
Box Elder, 1 voting member	14,423	15,210	15,210	15,210	15,971	5.00%	33
Davis, 4 voting members	76,926	81,126	81,126	81,126	85,182	5.00%	33
Morgan, 1 voting member	14,423	15,210	15,210	15,210	15,971	5.00%	33
Salt Lake, 8 voting members	153,850	162,250	162,250	162,250	170,363	5.00%	33
Tooele, 1 voting member	14,423	15,210	15,210	15,210	15,971	5.00%	33
Weber, 4 voting members	76,926	81,126	81,126	81,126	85,182	5.00%	33
TOTAL	350,971	370,132	370,132	370,132	388,640	5.00%	33

WASATCH FRONT REGIONAL COUNCIL

FY26 Proposed Budget Footnotes

1. The FY26 budget for salaries/benefits assumes: 1) full staffing for the existing 32 positions; 2) a 6% overall increase that functions as a cap for salary and employee benefit cost adjustments, including group health insurance. In FY25 actual salary and benefits expenditures are estimated to be lower than budgeted due to staff vacancies that were filled later in the fiscal year than anticipated.

2. FY26 Contractual line includes the following anticipated activities and studies which support WFRC planning and technical work (this list is preliminary and subject to refinement):

    a. $150,000 – Resilience Planning for the RTP
    b. $85,000 – Beehive Bikeways
    c. $40,000 – Advanced Air Mobility
    d. $30,000 – Utah's Unified Transportation Plan Financial Model
    e. $25,000 – Community Outreach for the RTP
    f. $75,000 – Regional Freight Study Phase II
    g. $150,000 – Long- and Short-Range Planning studies
    h. $20,000 – GIS technical work
    i. $75,000 – Communications and public outreach
    j. $576,300 – Activity Based Model Development
    k. $156,000 – State and federal legislative consulting
    l. $200,000 – Safe Streets for All Roadway Safety Audits
    m. $1,656,390 – Transportation and Land Use Connection program
    n. $1,000,000 – Station Area Planning (SAP)

    The contractual line at WFRC varies significantly in different phases of the budgeting process. The initial budget accounts for new projects anticipated in the coming fiscal year, and the October budget amendment (reflected here in the FY25 final budget) expands to include any projects initiated before the new fiscal year (FY26) and still in progress. For FY25, the budget included significant funds in TLC program and joint projects carry-forward, as well as large new projects such as the Power District Transportation Study (completed FY25), and ongoing work on Station Area Planning (footnote 21). For FY26, there is one new project, the Activity Based Model Development (footnote 25). Some budgeted expenditures from FY25 will carry forward into FY26 and will be included in the October 2025 budget amendment, which is a customary practice reflecting the multi-year nature of much of WFRC's work.

DRAFT FY26

3. Dues are for WFRC memberships to various professional organizations such as National Association of Regional Councils and Association of Metropolitan Planning Organizations as well as individual professional memberships for WFRC staff.

4. Equipment Maintenance costs reflect our contract for technology support services.

5. WFRC holds insurance through ULGT and the FY26 estimate is not available yet, so the working budget number matches the FY25 budget.

6. WFRC budgets an amount each year for contingent legal expenses.

7. Printing and Publications covers the printing of project reports and brochures, which are needed on a limited basis for distribution at meetings and conferences.

8. Supplies, Software and Subscriptions include accounting and GIS software, office supplies, subscriptions to professional publications, and other project materials. In FY26, WFRC plans to purchase commercial origin-destination travel data to inform the travel model.

9. Travel and Training budgets reflect estimates based on FY25 anticipated actuals, and support WFRC staff attending and presenting at professional development conferences.

10. The overall initial WFRC budget is similar to the FY25 initial budget, reflecting the stable nature of our budgeting and our work. The small increase reflected here roughly equals the 6% increase in the compensation budget (footnote 1). As significant work is anticipated to be completed on large projects such as the Power District Transportation Study and the Mixed Use Visuals project, other large scale projects are planned to be started. The main new project for FY26 is the Activity Based Model Development (footnote 25) and corollary data purchase (footnote 8). The large decrease from the final FY25 budget to initial FY26 budget is due to the fact that the initial budget primarily reflects anticipated new projects or baseline ongoing efforts. It does not yet reflect projects that carry forward from FY25 to FY26. The FY25 final budget reflected here includes all FY25 projects, plus projects that were budgeted in the previous fiscal year FY24 and carried forward to FY25; a similar amendment in October 2025 will be proposed to reflect ongoing projects carried forward from FY25 to FY26.

11. The Consolidated Transportation Planning Grant budget is based on the FY26 Unified Planning Work Program and includes new and multi-year projects (see footnote 2 for a list), as well as annual employee compensation and benefit adjustments (footnote 1) and indirect and direct non-salary administrative costs.

12. The Transportation and Land Use Connection (TLC) program budget reflects the multi-year nature of most of the TLC projects. The FY25 final budget of $5M includes projects carried forward from FY24 and new program funds in FY25. All funds through FY25 have been awarded to ongoing multi-year projects. Anticipated expenditures for FY25 are $3.1M, including work on projects that have been in process for a few years. The current FY26 budgeted figure of $2.5M represents the annual contributions to the program plus anticipated local match. These funds are awarded to new projects in March 2025, and an

DRAFT FY26

amendment to the FY26 budget will be made in October 2025 after the close out of FY25 to reflect all ongoing projects that are expected to be completed in FY26 and beyond.

13. WFRC has received a three year Planning Partnership grant from the Economic Development Administration (EDA) to support the Wasatch Front Economic Development District (WFEDD) from April 2023 to March 2026. A substantial part of this grant was a consulting contract for the five-year CEDS which was not initiated until FY24, and is reflected in the FY24 actual expenses. The FY26 proposed budget represents current budgeted expenditures for the WFEDD planning efforts and the anticipation of a new Planning Partnership grant to begin April 1, 2026.

14. Local Government - Other is an expense category that reflects only part of our local support (see budget section "Local Sources"). WFRC uses local funds to provide the required matching funds in several programs, including the CPG and WFEDD, and to support projects and expenses that do not qualify for other funding. For example, WFRC may use these funds for planning projects in non-urbanized areas that do not qualify for the federal planning dollars allocated to WFRC as an MPO. Matching funds are budgeted in the programs they support, so as the budget for CPG goes up, the amount required in local match funds also increases, therefore decreasing the amount available in this line for other local uses.

15. WFRC partners with UDOT and Mountainland Association of Governments (MAG) for costs associated with Model Development, supporting both staff and limited outside consulting services.

16. Joint projects are those projects WFRC engages in that include support from UDOT, UTA and Mountainland Association of Governments (MAG). Specific new projects are not yet known for FY26; the budget will be amended for any projects that arise in FY26.

17. WFRC receives $50,000 each year from the Dept of Housing and Urban Development to assist small cities to apply for Community Development Block Grant (CDBG) funds.

18. WFRC staff provide administrative and technical support to Tooele Valley and Morgan County Rural Planning Organizations as they develop and implement transportation plans.

19. WFRC staff review applications and assist communities seeking support from the Community Impact Board.

20. WFRC staff annually assists Davis County in processing funding applications to utilize transportation sales tax revenue.

21. Station Area Planning funds, provided in June 2022 pursuant to HB462 through the Governor's Office of Economic Opportunity, are shared between MAG and WFRC to provide planning assistance to local communities as they develop the required Station Area Plans and update their general plans and zoning. A total of $5M was allocated beginning in FY23 to support communities in developing plans for the 127 station areas in Utah. Most of the station areas are located in the WFRC region, so WFRC awarded over $1M over the first

DRAFT FY26

two years of the program (FY23 and FY24) and estimates awards totaling $1.8M in FY25. The remaining funds ($1M) are now budgeted in FY26. This budget line will be amended in October 2025 to reflect actual awards in FY25 and include all remaining funds.

22. WFRC completed its Comprehensive Safety Action Plan (CSAP) in FY24 and was awarded an additional Safe Streets for All federal grant in January 2025 to conduct Roadway Safety Audits in the region. It is anticipated that a portion of this work will happen in FY25, pending the execution of a grant agreement, so the remainder is budgeted for FY26.

23. Beginning in FY24, the Governor's Office of Planning and Budget (GOPB) provided $1.5M statewide to fund a Local Administrative Advisor (LAA) program. $150,000 was allocated to each Association of Governments (AOG) to hire an LAA, and funds were provided to the Utah League of Cities and Towns (ULCT) to administer the program. This program provides administrative support to small cities, towns and communities without administrative staff, largely to ensure the communities are operating in compliance with state law requirements. There are currently 15 communities in the WFRC region without this administrative staff, which are being supported by our LAA. For FY26, the state funding for the LAA program was cut in half. WFRC is working with GOPB, the Utah League of Cities and Towns (ULCT), and other AOGs to evaluate options to enable the LAA program to continue to be able to serve the communities. Given that the budgetary impact and approach is still being discussed, the budget still reflects the original amount. The approach for final WFRC budget adoption in May 2025 may be adjusted, or an adjustment may be made at the anticipated regular update to WFRC's budget in October.

24. In the 2024 Legislative Session, funds were appropriated for the Utah Department of Transportation to grant directly to WFRC for the Power District Transportation Study - this study is evaluating the transportation opportunities and constraints and developing a plan for improving local access and enhancing multi-modal connectivity throughout the District and nearby area to accommodate potential growth. WFRC also received a grant to create visual resources for communities as they make plans for mixed use centers. Both projects are anticipated to be completed in FY25.

25. WFRC, in coordination with UDOT, UTA and MAG, plans to transition from a traditional trip-based representation of resident travel in the Wasatch Front regional travel demand model (WF TDM) to an activity-based model (ABM) approach. This shift aligns with the region's growing complexity in travel choices and behavior. The benefit will be a more precise and adaptable representation of travel, and enhanced modeling capabilities for new travel modes, travel patterns, and policies. In the future, the new ABM is expected to leverage a consortium software development model, to cost-share and realize model enhancements, funded jointly by other MPOs and DOTs at significant savings to WFRC. The current cost estimate is $576,300 (footnote 2) for WFRC's share (51% of the project).

26. The increase in Federal Highway Administration Metropolitan Planning "PL" funds from FY24 actual to FY25 budget included costs for consulting contracts that were not completed by the end of FY24 and were carried forward to the FY25 budget. The estimated FY25 expenditures are lower than anticipated due to staffing vacancies that were filled later in the

DRAFT FY26

year than expected and consulting contracts that are not expected to be completed by the end of FY25 and will carry forward into the next fiscal year, thus the proposed budget includes both new allocated funding and some carry forward from the previous year.

27. Consistent with the regular practice of the WFRC Council, the FY26 budget continues to include a modest portion of the STP funding to support our overall planning work (3.7% of the total STP amount), and to support the TLC Program (3.6% of the total STP amount). For FY26, WFRC anticipates using STP funds to support the development of the Activity Based Model (footnote 25). The FY25 estimated to be spent reflects some TLC projects that are not expected to be completed by the end of FY25 and will carry forward into FY26 (footnote 12). The Council typically amends its budget in October of each year when the final accounting is completed to include those contracts in process. This is a reflection of the multi-year nature of many of WFRC's projects.

28. Federal Transit Administration funding includes $975,438 in funds for the Consolidated Planning Grant (CPG) program and $5,000 for Mobility Management through UTA. This is the current estimate, and may be adjusted in the October amendment.

29. The Governor's Office of Planning and Budget has provided $140,000 each year as a match to the CPG program, to support WFRC's planning work. An additional $150,000 of ongoing funding was approved during the 2022 Utah State Legislative Session to support technical planning assistance for local communities.

30. Utah Department of Transportation (UDOT) and Utah Transit Authority (UTA) provide ongoing funding for the TLC program, at annual rates that are agreed upon by multi-year agreements ($315,000 from UDOT and $309,000 from UTA for FY26). The amended budget reflects dedicated UDOT/UTA funds for ongoing TLC projects that did not complete before the end of the prior fiscal year and were carried forward. An adjustment will be made in October 2025 to reflect these ongoing projects.

31. FY26 Dedicated Project Funds include:

    a. $10,000 – Local funds for Tooele Valley RPO
    b. $9,000 – Local funds for Morgan RPO
    c. $300,000 – Salt Lake County for TLC program
    d. $332,000 – Local match for TLC awarded projects
    e. $10,000 – Davis County local option sales tax assistance
    f. $40,000 – Safe Streets for All local match

    In October, this budget line will be amended to include carry-forward funds for dedicated projects that are ongoing including local matching funds for the TLC program and joint projects.

32. Transit Sales Tax funds from UTA are used to match the Federal Transit Administration Section 5303 fund and to fund specific activities to support transit planning and implementation efforts.

DRAFT FY26

33. Consistent with the approach established by the Council during the FY18 budget process, the FY26 budget includes a 5% increase in local contributions. This increase represents a three-year average of the change in Consumer Price Index as measured from July 2021 through June 2024.

DRAFT FY26

WASATCH FRONT REGIONAL COUNCIL

SUMMARY OF
DRAFT FY 2026 UNIFIED PLANNING WORK PROGRAM
Ogden-Layton and Salt Lake City Urban Areas

A. ADMINISTRATION AND COORDINATION

A.1 WASATCH FRONT REGIONAL COUNCIL

OBJECTIVES:

To provide work program and personnel management, interagency coordination, and financial management and control.

To provide administrative support.

ANTICIPATED PRODUCTS:

- Self-certification of the Transportation Planning Process
- Regular meetings of the Wasatch Front Regional Council (WFRC) and its advisory committees and documentation of those meetings
- Coordination with partner agencies, including Mountainland Association of Governments, Utah Transit Authority (UTA), Utah Department of Transportation (UDOT), State Division of Air Quality (DAQ), other MPOs, Utah League of Cities and Towns, Utah Association of Counties, Chambers of Commerce, Envision Utah, Governor's Office of Planning and Budget, and others
- Monthly Financial Reports
- Annual Audit
- Annual Contract between WFRC and UDOT, WFRC and UTA
- End of year Unified Planning Work Program (UPWP) completion report, and Activities and Accomplishments report
- Fiscal Year (FY) 2026 UPWP and budget amendments
- FY 2027 Goals, Unified Planning Work Program and budget

A.2 UTAH DEPARTMENT OF TRANSPORTATION

OBJECTIVE:

To coordinate with the Federal Highway Administration (FHWA), the Federal Transit Administration (FTA), DAQ, UTA, and WFRC in managing the Salt Lake and Ogden-Layton Area transportation planning process.

ANTICIPATED PRODUCTS:

- Review of the Transportation Improvement Program (TIP)
- Monitoring of WFRC's expenditures of Planning (PL), Surface Transportation Program (STP) and FTA Section 5303 funds
- Participation in WFRC's Trans Com and Regional Growth Committees and their supporting sub-committees
- Coordination in developing the 2027-2055 Utah's Unified Transportation Plan
- Assistance in developing the FY 2027 UPWP
- Coordination of CMAQ Performance Plans with WFRC
- Coordination with the Transportation and Land Use Connection Program
- Participation in special studies in the region
- Implementation of corridor plans that include local communities' transportation solutions
- Implementation of state legislative directives
- Coordination regarding a potential air quality conformity freeze in the WFRC area

A.3 UTAH TRANSIT AUTHORITY

OBJECTIVE:

To coordinate transit planning with the Wasatch Front Regional Council, UDOT, cities, counties, FTA, FHWA, DAQ and other stakeholders throughout the Utah Transit Authority service area.

ANTICIPATED PRODUCTS:

- Annual Grants Status Report
- Interlocal Cooperative Agreements
- Grant Applications
- Grants Management Committee Recommendations
- FTA 5310 Program Management Plan
- Documentation for Audits
- FTA Annual Certifications and Assurances
- Title VI Report
- Project Concept Reports for CMAQ, STP and TAP
- Dissemination of Grant Opportunities Information
- Collection and Distribution of Grants Financial Information
- Participation in Technical and Other Planning Meetings
- National Transit Database (NTD) Data Collection and Reports

B. TRANSIT PLANNING

B.1 UTA TRANSIT PLANNING

OBJECTIVES:

To provide effective transit services within available resources.

To actively participate in transportation studies, community developments and master plan efforts to incorporate transit elements.

To improve multi-modal transportation options for the region in cooperation with WFRC, UDOT, and other stakeholders.

To promote and implement technology that will enhance transit service.

To plan and implement safety and security measures to increase comfort levels of current and future customers.

To work with key agencies for more effective use of transportation resources that will serve persons with disabilities and seniors in the service area.

To promote ridesharing, telecommuting, flextime, bicycling, walking and discount programs to encourage more efficient use of the transportation system.

To encourage and work with stakeholders on transit-oriented developments and more transit-supportive land use.

ANTICIPATED PRODUCTS:

- Service Implementation
- TRAX Forward Program
- Microtransit Pilot Program Evaluations
- Bus Stop Implementation
- Wayfinding Signage and Bus Stop Improvement Program
- Mobile Trip Planning
- Transit Oriented Development (TOD)/Station Area Planning
- Emergency Preparedness Planning
- Rideshare Program Planning
- Special Services/American Disability Act (ADA) Planning
- Transit Asset Management Plan
- Community Health and Wellness Initiatives
- Travel Demand Modeling
- SRD Grant for Suicide Prevention

B.2 MOBILITY MANAGEMENT

OBJECTIVES:

To identify opportunities for and increase coordination of transportation services for seniors, individuals with disabilities, persons with low income, and veterans, in order to increase efficiency.

To actively engage in outreach to seniors, individuals with disabilities, persons with low income, and veterans, and to those agencies that perform work on their behalf.

To increase coordination between human service transportation providers through technology and policy initiatives in order to maximize the transportation options available to seniors, individuals with disabilities, persons with low income, and veterans.

ANTICIPATED PRODUCTS:

- Local Coordinated Councils (LCCs) in Davis, Salt Lake, Tooele, Utah, and Weber counties (ongoing)
- Updated Local Coordinated Human Service Transportation plans for Weber, Davis, Salt Lake and Utah counties
- Integration of the updated Local Coordinated Human Services Transportation Plans for Davis, Salt Lake, Tooele, Utah, and Weber counties into the Regional Transportation Plans
- Coordination with Bear River Association of Governments mobility management in Box Elder County (ongoing)
- Ongoing outreach to disabled, senior, and low income populations
- FTA 5310 Funding Administration grant award cycle
- Electronic voucher (eVoucher) program
- Collaborative work with UDOT through the Utah Urban & Rural Specialized Transit Association (URSTA)
- SB 195 (2025) Study
- Travel Training and Development of Resource Library
- UTA Referral Call-in Line

C. LONG RANGE PLANNING

C.1 REGIONAL TRANSPORTATION PLAN

OBJECTIVES:

To continue to cooperate and coordinate with Utah's three other Metropolitan Planning Organizations (MPOs), Federal Highway Administration (FHWA), Federal Transit Administration (FTA), Utah Department of Transportation (UDOT), Utah Transit Authority (UTA), local governments, and other interested agencies and stakeholders for amendments to the WFRC Regional Transportation Plan: 2023-2050 (2023-2050 RTP), updates to the Wasatch Choice Vision, development of the WFRC Regional Transportation Plan: 2027-2055 (2027-2055 RTP), and initial development of the Utah's Unified Transportation Plan: 2027-2055.

To review, discuss, and incorporate all existing and new federal requirements found in national surface transportation authorization legislation, including the Infrastructure Investment and Jobs Act (IIJA).

To further communication and next steps to implement the Wasatch Choice Vision.

To continue to develop and refine WFRC's regional transportation planning process to ensure that the Wasatch Choice Vision is incorporated into the overall 2027-2055 RTP process with local communities, transportation partners, stakeholders, and the public.

To increase active transportation emphasis in the 2027-2055 RTP through improved cost and revenue estimation, funding identification, facility identification, improved identification of local versus regional projects, recognition of first-/last-mile projects within Station Area Plans, and critical corridors that will increase the number of trips taken by biking or walking.

To increase access to transit services by people walking or biking through transportation-partner-coordinated identification and funding of priority first-/last-mile infrastructure projects.

To continue to refine RTP performance measures, to evaluate individual and system-level improvements throughout the 2027-2055 RTP development process, to set appropriate performance measure targets, and monitor progress towards the Wasatch Choice Vision.

To develop shared approaches to address local and regional disruptive technologies and external uncertainties, including advanced air mobility and resiliency.

To identify and understand policies that affect the transportation system from land use, economic development, travel demand, environmental, and financial perspectives.

To increase and coordinate efforts in planning related to safety for all road users with the most relevant and up to date data and tools, especially as it relates to vulnerable road users such as pedestrians and cyclists.

To coordinate and increase emphasis with transportation partners and key stakeholders for statewide, regional, and local freight issues.

To plan for transportation while understanding the effects of and impacts upon land use, regional development patterns, and economic development.

To be responsive to local community and transportation partner requests for amendments to the 2023-2050 RTP.

ANTICIPATED PRODUCTS:

- Initial development of the 2027-2055 RTP, including enhanced consideration of the following:
    - Innovative funding and financing strategies
    - Exploratory transportation projects
    - Multi-modal project evaluation and development of a preferred scenario
    - Needs based phasing criteria, scoring, and project assignment
    - External forces and policies (e.g. connected and autonomous vehicles, telecommuting, road usage charge, micro mobility, etc.)
    - Policy approaches to complement planned investments
    - Planning and environmental linkages, including risk and resiliency
    - Safety data and tools
    - Regional and local freight focus
- Initial development of Utah's Unified Transportation Plan: 2027-2055, coordinated among Utah's four MPOs, FHWA, FTA, UDOT, UTA, and other interested agencies
- Amendments to the 2023-2050 RTP

C.2 GROWTH PLANNING

OBJECTIVES:

To identify, evaluate, and address issues and concerns associated with growth throughout the Wasatch Front Region.

To improve coordination between transportation, land use and economic development planning and implementation efforts.

To tie these coordinated plans to the WFRC transportation planning and programming process.

To encourage greater cooperation and coordination among municipalities, townships, and counties.

To increase understanding of how transportation affects land use and vice versa.

To continue to promote awareness of regional and long-term issues and solutions related to the WFRC adopted Regional Goals and the Wasatch Choice Vision.

To identify actions in addition to - and that optimize - transportation capacity improvements.

To identify priority transportation corridors for which corridor preservation activities are needed, participate in UDOT's (Revolving Loan Fund) Corridor Preservation Advisory Council and Local Corridor Preservation Fund processes, and assist local governments with corridor preservation tools and implementation of corridor preservation measures.

To improve the resiliency of the region's economic, environmental and social systems by addressing external forces and uncertainties.

To utilize a performance-based approach to planning, including using performance measures to inform interim decisions.

ANTICIPATED PRODUCTS:

- Update of the Wasatch Choice Vision integrated transportation, land use, and economic opportunity regional blueprint.
- Incorporation of community and economic development considerations into the region's transportation planning and programming processes.
- Incorporation of transportation and community development considerations into the region's economic development planning.
- Incorporation of regional transportation considerations into the region's community development planning processes.
- Assistance to local governments in their coordinated planning efforts, including preservation of transportation corridors.
- Identification of local and regional strategies to improve resiliency of outcomes in the face of disruptive technologies and uncertain market dynamics.
- Incorporation of parks, public spaces, and critical lands considerations into the Wasatch Choice Vision and the 2027–2055 Regional Transportation Plan.

C.3 LOCAL GOVERNMENT PLANNING SUPPORT

OBJECTIVES:

To provide support to cities, counties, and other planning agencies as they consider incorporating the Regional Growth Principles and the Wasatch Choice Vision into their plans.

To support local planning efforts that shape development encouraging alternative modes of transportation, producing less travel demand, and furthering the Wasatch Choice Vision Growth Principles.

To support utilization of Wasatch Choice Vision implementation planning tools for local governments, other planning agencies, and the development community by which they can improve growth planning.

To provide assistance to local governments in the area of planning through WFRC programs such as the Transportation and Land Use Connection (TLC) and Station Area Planning (SAP).

ANTICIPATED PRODUCTS:

- The TLC program administration and technical assistance
- SAP technical assistance and certification
- Update to the inventory of community general plans
- Planning assistance and coordination, generally

D. SHORT RANGE PLANNING AND PROGRAMMING

D.1 TRANSPORTATION MANAGEMENT SYSTEMS

OBJECTIVES:

To develop, maintain and improve a congestion management process for the Salt Lake and Ogden-Layton Urban Areas that is integrated with the urban transportation planning process.

To continue partnerships with UDOT, UTA, cities and counties regarding expansion of both transportation demand management and transportation system management programs including Intelligent Transportation Systems (ITS) technologies.

To incorporate safety into the urban transportation planning process through emphasis at all levels of planning and programming.

ANTICIPATED PRODUCTS:

- A Congestion Management Process (CMP)
- Road Safety Audits of select corridors
- Promotion of Transportation Demand Management (TDM) and Transportation System Management (TSM) strategies
- Incorporation of Congestion Management in the RTP and TIP
- Incorporation of UDOT's Pavement and Bridge Management System results in the Transportation Improvement Program (TIP)
- Incorporation of Safety Improvements in the RTP and TIP
- Comprehensive Safety Action Plan

D.2 PLAN REFINEMENT AND SPECIAL STUDIES

OBJECTIVES:

To analyze and recommend long-term policies and short to medium range actions for implementation of the Regional Transportation Plan.

To conduct special studies of highway and transit systems as they relate to the Regional Transportation Plan and UTA, UDOT, or local plans and projects.

ANTICIPATED PRODUCTS:

- Active Transportation To Transit Plan (AT3P)
- Transit Oriented Development (TOD) Implementation
- Transit Signal Priority (TSP) Implementation
- Bus Speed and Reliability Program
- Fare Collection Technology Study
- West Weber Corridor
- Power District Transportation Study
- FrontRunner Corridor Transit Oriented Development Analysis

- Active Transportation Education Curriculum
- Joint Projects Studies
- Other Planning Studies

D.3 TRANSPORTATION IMPROVEMENT PROGRAM

OBJECTIVES:

To develop a financially constrained Transportation Improvement Program (TIP) that covers a broad range of transportation improvements and conforms with the State Implementation Plan for air quality (SIP).

To prepare and maintain the urban Surface Transportation Program, the Congestion Mitigation Air Quality Program, the Transportation Alternatives Program, and the Carbon Reduction Program for the Salt Lake and Ogden - Layton Urban Areas.

ANTICIPATED PRODUCTS:

- An evaluation process that will help coordinate the implementation of the Regional Transportation Plan (RTP) for highways, transit, and active transportation, meet the short range needs of the area, and provide for the maintenance and operation of the existing transportation system
- Surface Transportation Program (STP), Congestion Mitigation/ Air Quality (CMAQ) program, Transportation Alternatives Program (TAP), and Carbon Reduction Program (CRP)
- A six-year Transportation Improvement Program containing highway, transit, and other modal projects programmed for the region
- Support for project implementation and completion
- Listings of obligations of federal highway and transit funds for fiscal year 2025

E. PROJECT COORDINATION AND SUPPORT

E.1 HIGHWAY NEPA STUDIES

OBJECTIVES:

To accomplish NEPA analysis requirements for federal approval of regional highway facilities.

To provide technical support to NEPA studies and ensure that planning work is considered in them. WFRC will also provide general support to these projects through other elements of the UPWP.

ANTICIPATED PRODUCTS:

- I-84/Mountain Green Interchange Assessment
- Big Cottonwood Canyon Study
- Other NEPA Studies

E.2 TRANSIT NEPA STUDIES

OBJECTIVES:

To accomplish NEPA analysis requirements for federal approval of regional transit facilities.

To provide technical support to NEPA studies and ensure that planning work is considered in them. WFRC will also provide general support to these projects through other elements of the UPWP.

ANTICIPATED PRODUCTS:

- Davis - SLC Community Connector
- S-Line Extension
- 5600 West Bus Route
- Point of the Mountain Transit
- Orange Line Implementation and Red Line Realignment
- Other NEPA Studies

F. TRAVEL DEMAND AND SOCIOECONOMIC FORECASTING

OBJECTIVES:

To develop and maintain the Wasatch Front Travel Demand Model (WF TDM) and Real Estate Market Model (REMM), along with their associated input data, to best support regional planning analysis and decision-making.

To support internal and external application of the WF TDM and REMM models for RTP-related analyses and reporting, project-level studies and other scenario evaluations throughout the region, including providing training opportunities to transportation agency staff and private sector consultants.

To increase the quality, consistency, transparency, and ease of use of model-related tools and their associated inputs and results.

To increase coordination and team building across the Wasatch Front and broader Utah TDM user community.

To implement best practices in model development and application given available resources.

ANTICIPATED PRODUCTS:

- Continued stakeholder engagement in modeling decisions through the existing Interagency Model Policy Committee and Interagency Model Technical Committee
- Maintenance of current and future transportation networks and transportation analysis zone (TAZ) boundaries utilized by the WF TDM
- Maintenance of the official travel volume forecasts that factor in the phased, fiscally constrained projects in the adopted 2023 RTP and the associated socioeconomic forecasts
- Transportation and land use scenario analysis (model application) in support of the Regional Transportation Plan, Congestion Management Plan, Transportation Improvement Plan, and Wasatch Choice Vision
- Finalized enhancements to version 9.2 of WF TDM, including mode choice-related updates, freight model updates, integration with accompanying visualization and comparison web tools, and updating calibration to the new 2023 base year's road and transit conditions and household travel survey
- Updated web-based TDM documentation for v9.x, including model overview documentation
- Initial data products and other inputs prescribed in the implementation framework document that will guide the next major version of the regional WF TDM that will include an integration of an Activity-based Model (ABM) that is expected to replace the current trip-based models for projecting household trip-making
- Continued exploration and implementation of peer review panel recommendations (January 2021) including initial exploration, with transportation agency partners for an activity-based model
- Continued collaboration with UDOT, UTA and MPO partners to explore emerging commercial “big data” origin/destination datasets in support of WF TDM calibration and validation

- Continued implementation of peer review panel recommendations (August 2019) for enhancements to REMM 1.1 model structure, input data, visualization of results, model transparency, and collaboration with other MPO's
- Utilization of REMM, and community stakeholder input, to complete a 2023 base year and preliminary 2027-2055 socioeconomic forecast for use in mid-cycle RTP analyses
- Maintenance of updated REMM policy layers that reflect the most-current city general plans and 'in-the-pipeline' development proposals/projects
- A new county-level REMM submodel for the Brigham City, Perry, and Willard area of Box Elder County REMM
- Maintenance of the WF VizTool and other web-accessible tools to translate output of the TDM and REMM models into formats that better support map-based and other visual assessments, calculation of performance measures/trends, and the general use of these information resources
- Maintenance, enhancement, and publication of REMM input data, and associated collection and processing of this information
- Incremental improvements to the REMM model structure and coefficients
- Technical support for WF TDM, REMM, and other model application and various transportation projects

G. TECHNICAL SUPPORT AND SERVICES

G.1 AIR QUALITY ANALYSIS AND COORDINATION

OBJECTIVES:

To coordinate transportation plans at the system and project level with the goals, policies, and specific actions of the State Implementation Plan (SIP) for air quality.

To identify and help implement strategies for improving air quality in the region.

ANTICIPATED PRODUCTS:

- Conformity determinations for the TIP, RTP, and any amendments
- Technical support for air quality analysis and SIP development
- Regular meetings of the Interagency Consultation Team
- Air quality performance measures and reporting
- CMAQ Performance Plan and Targets

G.2 SOCIOECONOMIC AND TRANSPORTATION DATA

OBJECTIVES:

To develop, verify and maintain socioeconomic estimate and forecast data at county, place, and Transportation Analysis Zone (TAZ) levels.

To collect detailed input data for the development and enhancement of the regional travel and land use models.

To maintain various other databases that support the Wasatch Front Travel Demand Model (WF TDM), the regional Real Estate Market Model (REMM), and studies/plans prepared by WFRC and others, including, but not limited to, existing and historical socioeconomic and transportation data.

To perform analysis to assist regional planning efforts, such as the Wasatch Choice Vision, the Regional Transportation Plan, and the Transportation Improvement Program.

To coordinate with the US Census Bureau in support of the decennial and American Community Survey data products that are accessible and utilized within this region.

To collect, process, and analyze highway, transit, and active transportation data.

ANTICIPATED PRODUCTS:

- Continued availability of official Transportation Analysis Zone (TAZ) and city-scale socioeconomic projections – as GIS-ready datasets and interactive web maps that support long range planning in transportation and other fields
- Analysis of socioeconomic data and forecasts

- Inputs to short-range programming, long-range planning, and air quality analyses
- Periodic updates to REMM land use model base year data sets
- Trip speed data and analysis
- Traffic volume data, including but not limited to, annual observed statistics, forecasted projections, and adjusted counts from permanent recorders, coverage stations and professional judgement/quality control
- Transit ridership, park and ride lot usage, and other transit data

G.3 GIS AND DATA MANAGEMENT

OBJECTIVES:

To serve partners and the region through collecting, using, and presenting geospatial data in transportation, land use, and economic development planning contexts.

To maintain a reliable, up-to-date inventory of authoritative spatial datasets, reducing internal and external data redundancy.

To promote visualization of regional decision-making context using map-based information in interactive web maps.

To respond to community needs by delivering timely information resources related to housing, access to employment and other opportunities, and other geography-specific planning-related characteristics.

To empower other Geographic Information System (GIS) users in the region to more easily retrieve data and create maps for analysis and decision-making support.

ANTICIPATED PRODUCTS:

- Geospatial datasets, spatial analysis, and interactive maps in support of the Wasatch Choice Vision, Regional Transportation Plan (RTP), Transportation Improvement Program (TIP), and Transportation and Land Use Connection (TLC) program goals and activities
- Updated GIS map layers and interactive web maps depicting mobility, access to opportunities, and other key regional performance metrics from the Wasatch Front Travel Demand Model (WF TDM) and Real Estate Market Model (REMM) land use model
- Up-to-date GIS input datasets for the WF TDM and REMM models, including continued updates to base year parcels, housing and employment information, and local land use policy and plans, and to the processes designed to support keeping these input datasets current
- Geospatial datasets, spatial analysis, and maps in support of relevant community issues and needs, such as housing, including continuation of WFRC's Map of the Month for WFRC's newsletter series
- Authoritative geospatial datasets that are appropriately accessible to both internal and external users in a variety of data formats including streaming web connections

- A WFRC GIS database organizational and operational plan that will streamline the collection, processing, storage, and dissemination of GIS data
- A comprehensive update of the existing and planned additions to the on- and off-street bicycle network, working from the most recent aerial photography and local active transportation plans
- Updated map-based, online public commenting sites for transportation project plans
- Integrated process and database for storing transportation project information that supports modeling, planning, tracking, and communication needs across WFRC
- Updated existing conditions maps for the region
- Technical documentation/metadata for authoritative geospatial datasets

G.4 TECHNICAL SUPPORT TO LOCAL GOVERNMENTS

OBJECTIVES:

To provide assistance to state and local agencies, as well as the public in developing projects, plans, and programs which are part of or relate to the transportation system.

ANTICIPATED PRODUCTS:

- Assistance and information to local governments and others

G.5 TOOELE VALLEY RURAL PLANNING ORGANIZATION

OBJECTIVES:

To work with local governments, UDOT and UTA to provide a structured transportation planning process for Tooele Valley.

To update the Tooele Valley Regional Long Range Transportation Plan and advance transportation priorities for Tooele Valley.

To provide a public involvement process.

ANTICIPATED PRODUCTS:

- Refinements to the Tooele Valley Regional Long Range Transportation Plan
- Updated priorities for consideration in the Statewide Transportation Improvement Program
- A public involvement process

G.6 MORGAN COUNTY RURAL PLANNING ORGANIZATION

OBJECTIVES:

To work with local governments and UDOT to provide a structured transportation planning process for the Morgan County Rural Planning Organization (RPO).

To develop a Morgan County RPO Long-Range Transportation Plan and advance transportation priorities for Morgan County.

To provide a public involvement process.

ANTICIPATED PRODUCTS:

- Updates to the 2019 Morgan County-Ogden Valley Long-Range Transportation Plan into the Morgan RPO 2027-2055 Long-Range Transportation Plan
- Updated priorities for consideration in the STIP
- A public involvement process

H. PUBLIC INVOLVEMENT

OBJECTIVES:

To provide early, ongoing, and two-way communication with special interest groups, elected and appointed government officials, other government agencies, and the general public regarding Wasatch Front Regional Council (WFRC) projects, plans, studies, and processes.

To provide a variety of forums in which this communication can occur, such as public events, written communication, email campaigns, website pages, social media posts, news media, online interactive maps and/or visualization tools, and others. To be performed in coordination with the Utah Department of Transportation (UDOT), Mountainland Association of Governments (MAG), Utah Transit Authority (UTA), Envision Utah, Utah League of Cities and Towns (ULCT), and local government staff, to ensure that the public is well informed about the Regional Transportation Plan (RTP), Transportation Improvement Program (TIP), Wasatch Choice Vision (WCV), Transportation and Land Use Connection (TLC) program, Wasatch Front Economic Development District (WFEDD), and other plans and programs.

To comply with the public involvement provisions of the Infrastructure Investment and Jobs Act federal legislation and the requirements of Title VI.

ANTICIPATED PRODUCTS:

- Public events, including:
  - Online, in-person, or hybrid open houses and workshops
  - Wasatch Choice Vision event or similar combined event
  - RTP and TIP processes
- Project-specific public events, many of which will be held in conjunction with other public agencies, including UDOT, UTA, etc.
- Top-level communications content and marketing materials, in both English and Spanish formats (digital/hard copy)
- Email campaigns
- Website pages
- Social media posts
- Multimedia content (e.g., videos)
- Public Participation Plan Measures of Effectiveness Report
- Online interactive maps and/or visualization tools; maintenance and use of a stakeholders email distribution list, which currently includes over 3,500 contacts
- General and program-specific brochures and report cards
- Speaking engagements with stakeholder groups
- Briefings to the news media
- Presentations to the legislature
- Presentations at transportation, land use, economic development, planning, and regional organization conferences
- Distribution of the statewide Utah's Unified Transportation Plan
- Documentation of all public involvement efforts
- Strategic Communications Plan

I. COMMUNITY DEVELOPMENT

I.1 COMMUNITY DEVELOPMENT BLOCK GRANT (CDBG) PROGRAM

OBJECTIVES:

To assist in the development of viable urban communities by providing decent housing and a suitable living environment, principally for persons of low and moderate-income.

To provide data, planning, technical assistance, management, and other information and services through the Small Cities CDBG Program of the Wasatch Front Region within Morgan, Tooele, and Weber Counties, excluding Ogden City.

ANTICIPATED PRODUCTS:

Regionwide:

- Updated regional Annual Action Plan for the Wasatch Front Region
- Updated Rating and Ranking Criteria to comply with local and regional goals and priorities for funding
- Assistance to the Regional Review Committee (RRC) for meetings, consolidated plan information, and Rating and Ranking Criteria.
- Assistance to the State CDBG policy committee representative for the region in order to better facilitate representation of local interests with state agencies
- Assistance to the Councils of Governments from Morgan, Tooele, and Weber Counties along with other local elected officials to familiarize and inform them of program requirements and responsibilities
- Technical assistance to any interested entity to ensure access and participation in the program. Assistance may be provided not only to municipalities, but also to non-profit agencies, social service providers, local special service improvement districts, and other organizations
- Coordination between the State, as the program administrator, and each local entity (applicants) to ensure program awareness and compliance

Municipality:

- Assistance to jurisdictions in updating their capital improvement plans that prioritize needs and identify projects to help mitigate the needs
- Promotion of community and public service-related activities such as the Continuum of Care program, the State‘s Plan to End Chronic Homelessness, and planning for affordable housing

I.2 ECONOMIC DEVELOPMENT

OBJECTIVES:

To continue to administer the Wasatch Front Economic Development District (WFEDD) in order to better support the region and remain eligible for funding from the U.S. Economic Development Administration (EDA).

To annually update the region's 5-Year Regional Comprehensive Economic Development Strategy (CEDS), a study that brings together public and private sectors to create an economic roadmap that strengthens regional economies.

To integrate economic development plans, programs, and activities with the WFRC, including the transportation planning process and Wasatch Choice Vision.

ANTICIPATED PRODUCTS:

- Continued implementation efforts of the adopted 2023-2028 5-Year Regional Comprehensive Economic Development Strategy (CEDS)
- Annual reporting to the WFEDD of efforts completed, tracking of performance measures developed from the 2023-2028 CEDS plan, and focused implementation areas for the upcoming year
- Support to other stakeholder and partner economic development strategic plans

I.3 LOCAL ADMINISTRATIVE ASSISTANCE

OBJECTIVES:

To provide administrative support to small cities and towns without administrative staff.

To assist small municipalities navigate legislative demands, and build capacity to ensure compliance and meet entity needs.

ANTICIPATED PRODUCTS:

- Proactive administrative assistance on a consistent basis to small cities and towns

WASATCH FRONT REGIONAL COUNCIL

DATE: March 19, 2025
AGENDA ITEM: 6b
SUBJECT: **ACTION**: Approve updates to the WFRC Administrative & Accounting and Personnel Policies
PREPARED BY: Marian Florence, CFO
Kevrine Wells, Human Resources Manager

BACKGROUND:
WFRC periodically reviews its policies to ensure that they reflect best practices and any updates in State or Federal fiscal guidance. Most recently, in January 2023, updates were approved to the **Administrative and Accounting Policy** and in May 2024 the **Personnel Policy** was amended. The Budget Committee reviewed and approved the amendments proposed below at their meeting on March 17, 2025.

The Office of Management and Budget revised the **Uniform Guidance** for federal grants (2CFR) in 2024, requiring two updates:

1. Capitalization Threshold (Administrative and Accounting Policy, page 7)
In an effort to reduce agency and recipient burden, OMB increased several monetary thresholds that have not been updated for many years. For example, in 2CFR200.313, OMB increased the threshold for determining items that are considered to be equipment from $5,000 to $10,000. WFRC does not purchase many pieces of equipment, so this new threshold will not have an immediate effect on our accounting, but it is important to align our policies with federal guidance.

> *All tangible personal property, land, capital improvements or buildings with a useful beyond a single annual reporting period and a unit acquisition cost that exceeds the Council-authorized capitalization threshold of ~~$5,000~~$10,000 are recorded and capitalized on the property schedule.*

2. Whistleblower policy (Personnel Policy, page 13)
Beginning October 1, 2024, 2CFR200.217 created requirements around whistleblower policies, requiring employees to be informed **in writing** of whistleblower protections. While WFRC hosts a fraud hotline, written clarification on actual whistleblower protections has been created for inclusion in the Personnel Policy Chapter IV, Section 12 (see Exhibit A below).

In addition, two other updates to official policies are proposed after staff review:

1. Banking (Administrative and Accounting Policy, page 9)

We propose an update to the language to clarify that members of our administrative and finance staff have limited access to the bank account to make deposits, an important aspect of our internal controls and separation of duties.

> *The CFO and ~~Accounting Specialist~~ administrative and finance staff assigned by the CFO shall not be signers on financial accounts, but may be granted limited online access to financial accounts to make deposits, upload ACH information, view reports, download statements, and view account balances for convenience.~~as authorized by the Council~~.*

2. Educational Assistance (Personnel Policy, page 22)
WFRC's educational assistance policy has not been updated for several years, resulting in a current reimbursement threshold well under industry standards. WFRC remains committed to professional development of staff, and therefore we propose an increase in educational assistance to match the IRS maximum allowable amount ($5250) and partner agency policies.

> ***Section 7 – Staff Development and Educational Assistance Policy***
>
> *WFRC will provide support for employee professional development activities, including educational assistance ~~related schooling~~ up to fifty percent (50%) of the eligible school costs with limits pursuant to IRS section 127, ~~with a limit of $1,500 available in any one calendar year,~~ subject to policies established by the Executive Director.*

RECOMMENDATION:
The WFRC Budget Committee and staff recommend that the Council make a motion to "approve the updated WFRC Administrative and Accounting Policy and Personnel Policy"

CONTACT:
Marian Florence, Chief Financial Officer, mflorence@wfrc.org 801-363-4250 x1120
Kevrine Wells, Human Resources Manager, kwells@wfrc.org 801-363-4250 x1122

EXHIBIT:
Exhibit A: Proposed Whistleblower Policy

EXHIBIT A

Whistleblower Policy

A whistleblower as defined by this policy is an employee who reports an activity that the employee considers to be illegal or fraudulent to one or more of the parties specified in this policy. The whistleblower is not responsible for investigating the activity or for determining fault or corrective measures; appropriate management officials are charged with these responsibilities.

If an employee has knowledge of or a concern of illegal or fraudulent activity, the employee should contact his/her immediate supervisor or human resources. The employee should exercise sound judgment to avoid baseless allegations. An employee who intentionally or recklessly files a false report of wrongdoing may be subject to discipline up to and including termination.

Whistleblower protections are provided as follows:

1) Confidentiality
   Insofar as possible, the confidentiality of the whistleblower will be maintained. However, identity may be disclosed to the extent required to conduct a thorough investigation, to comply with the law, and to provide accused individuals their legal rights of defense.

2) Retaliation
   Whistleblowers may not be discharged, demoted or otherwise discriminated against as a reprisal for disclosing information that the employee reasonably believes is illegal or fraudulent, or is evidence of gross mismanagement of a Federal contract or grant, a gross waste of Federal funds, an abuse of authority relating to a Federal contract or grant, a substantial and specific danger to public health or safety, or a violation of law, rule, or regulation related to a Federal contract (including the competition for or negotiation of a contract) or grant. This includes, but is not limited to, protection from retaliation in the form of an adverse employment action such as termination, compensation decreases, or poor work assignments and threats of physical harm. The right of a whistleblower for protection against retaliation does not include immunity for any personal wrongdoing that is alleged and investigated.